

Arntz

Passionate
Cutting!



Fact Book
Edition 2016
BAND SAW BLADES


Welcome to ARNTZ

Our passion and over 220 years of experience in manufacturing tools makes our band saw blades what they are today:

High-performance professionals for the cutting of the most diverse range of materials – economical, precise and tailor-made to your requirements. Your need for quality is what drives us. For highest efficiency we supply “Made in Germany” products that you can rely on – worldwide. Needless to say that all our products are certified ISO 9001 : 2008.

ARNTZ is dynamic and innovative – these are our guiding principles. As specialists for band saw blades we enthusiastically embrace the new challenges posed by very diverse markets. From across a range of industries we know every last detail about the materials being cut; what chip formation needs to be accounted for, where vibrations occur and which materials require special attention. Alloys and composite materials change with the increasing demands being made on the finished product.

New markets are arising with new materials. ARNTZ’s slimline structure enables us to address your specific requirements quickly and individually, and to work with you to jointly develop optimal results. We will provide full support, from the initial product consultancy to optimizing performance – on-site if necessary.



Innovative cutting technology...

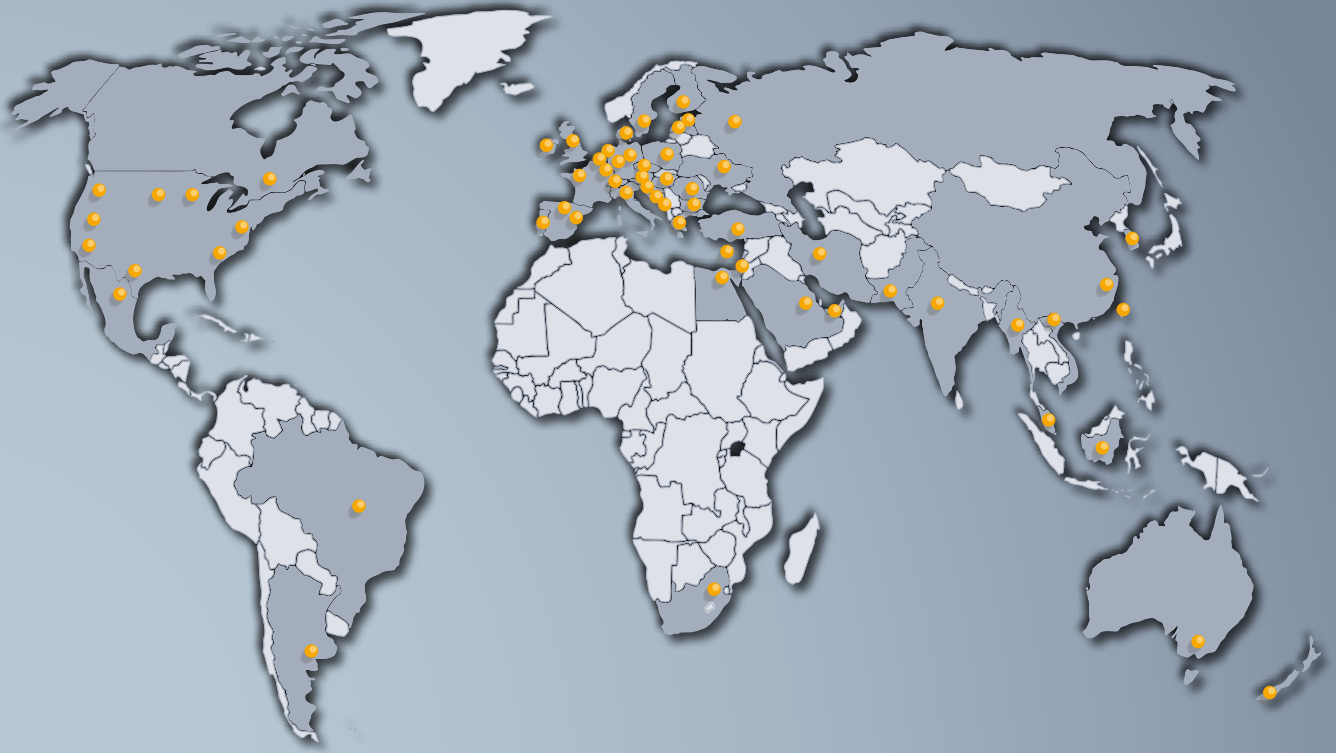


Optimized operating processes and certified quality controls are the foundation of ARNTZ’s high-end saw blades. Every single step in the production process goes through our multilayered control system to guarantee our quality standards.



Our experienced service technicians provide in-depth expert knowledge that has been adapted to fit your exact requirements. Alongside telephone assistance and on-site support, we also offer training modules targeted to your requirements.

...and competent advice.









We are on your side – worldwide.





Jan Wilhelm Arntz · CEO

Explanation of symbols

| Article group | | Article group | |
|---|--|---|--|
|  | solid material round small 420 430 |  | round tube heavy walled 431 437 531 537 |
|  | solid material round medium 421 426 434 436 620 622 630 640 650 |  | bundle of tubes 430 433 |
|  | solid material round big 431 434 437 438 531 537 544 620 622 630 640 650 |  | square tube small 420 |
|  | solid material square big 431 434 437 438 531 537 544 620 622 630 640 650 |  | square tube big 433 442 |
|  | solid material special alloy 434 438 531 537 544 |  | aluminium profile 436 |
|  | solid material rectangular big 431 434 437 438 537 544 620 622 630 640 650 |  | standard steel beam 433 442 |
|  | solid material very big 431 437 537 544 620 630 640 650 |  | wide flange steel beam 445 |
|  | sheet panel 430 |  | heavy walled steel beam 445 |
|  | small round tube standard wall thickness 430 |  | U channel steel 433 442 |
|  | small round tube thin walled 430 |  | L angle steel 433 442 |
|  | round tube standard wall thickness 426 430 433 442 |  | surface hardened material 651 |

Now is the time to make the **right cut!**

| | Article group | Description | Page |
|-------------------------------------|---|---|--|
| Bi-Metal Band Saw Blades | 420 | M42-STAR standard tooth (N), rake angle 0° | 10 |
| | 421 | M42-STAR-PLUS hook tooth (H), positive rake angle | 10 |
| | 426 | M42-ALUCUT-PLUS hook tooth (H), positive rake angle | 11 |
| | 436 | M42-ALUCUT-SPRINT variable tooth (K), positive rake angle | 11 |
| | 430 | M42-SPRINT variable tooth (K), rake angle 0° | 12 |
| | 433 | M42-SPRINT-MEDIUM-VS variable tooth (K), slightly positive rake angle | 13 |
| | 431 | M42-SPRINT-PLUS variable tooth (K), positive rake angle | 14 |
| | 434 | M42-MAXIMA-SPRINT variable tooth (K), rake angle extremely positive | 15 |
| | 445 | M42-PROFILER-SPRINT-VS variable tooth (K), slightly positive rake angle | 16 |
| | 442  | M42-TAIFUN-MEDIUM-VS variable tooth (K), slightly positive rake angle | 17 |
| | 437  | M42-TAIFUN-SPRINT variable tooth (K), positive rake angle | 18 |
| | 438  | M42-TAIFUN-MAXIMA variable tooth (K), rake angle extremely positive | 19 |
| | 531 | M51-SPRINT-PLUS variable tooth (K), rake angle extremely positive | 20 |
| | 544 | BLIZZARD-SPRINT variable tooth (K), rake angle extremely positive | 20 |
| | 537  | M51-TAIFUN-MAXIMA variable tooth (K), rake angle extremely positive | 21 |
| | Carbide Tipped Band Saw Blades | 620 | TC-BLACK-LINE positive rake angle, triple chip geometry |
| 630 | | TC-RED-LINE positive rake angle, triple chip geometry | 23 |
| 622 | | TC-BLACK-LINE-S carbide tipped band saw blade with tooth set | 24 |
| 640 | | VC-BLUE-LINE positive rake angle, multi chip geometry | 25 |
| 650 | | VC-SILVER-LINE positive rake angle, multi chip geometry | 26 |
| 651 | | VC-SILVER-LINE-N negative rake angle, multi chip geometry | 27 |
| Carbon Steel Band Saw Blades | | 100 | CS-1 hook tooth (H) + standard tooth (N) positive rake angle and rake angle 0° |
| | 110 | CS-2-PLUS hook tooth (H) + standard tooth (N) positive rake angle and rake angle 0° | 28 |
| Professional Accessories | | Chip brushes, Tension measuring device, Refractometer | 29 |

Bi-Metal

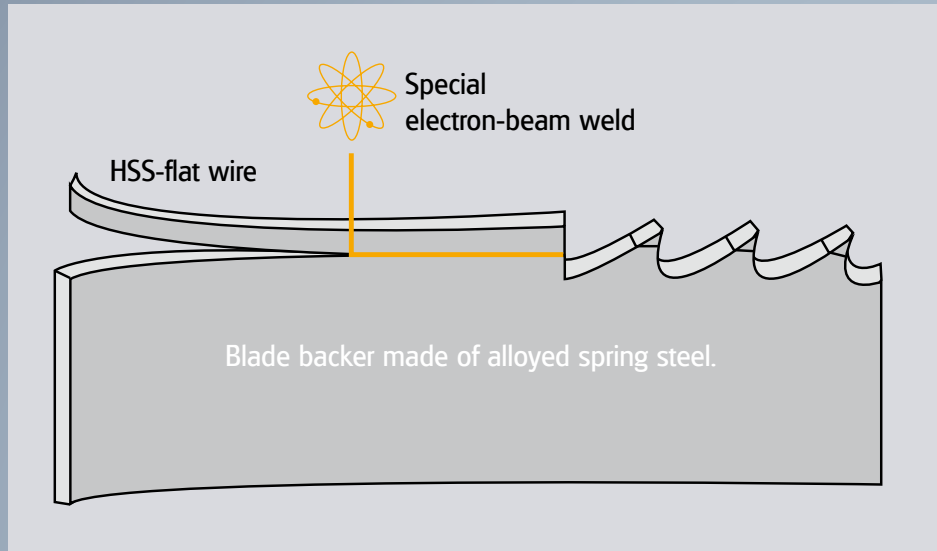
Why so successful?

M42

Material no. 1.3247
hardness approx.
68 - 69 HRC

M51

Material no. 1.3207
hardness approx.
69 HRC, with high
tungsten- and cobalt
content.



Flexible:

The blade backer of our Bi-Metal Band Saw Blade consists of a special alloyed spring steel. Highly flexible at a hardness of about 50 HRC. The ideal basis for long fatigue life and excellent cutting performance.

Hard and wear resistant:

Tooth tips made of hardened HSS-Steel in M 42 or M 51 quality obtained due to well-balanced hardening and fixed structure resulting in high wear resistance.

Perfectly joint:

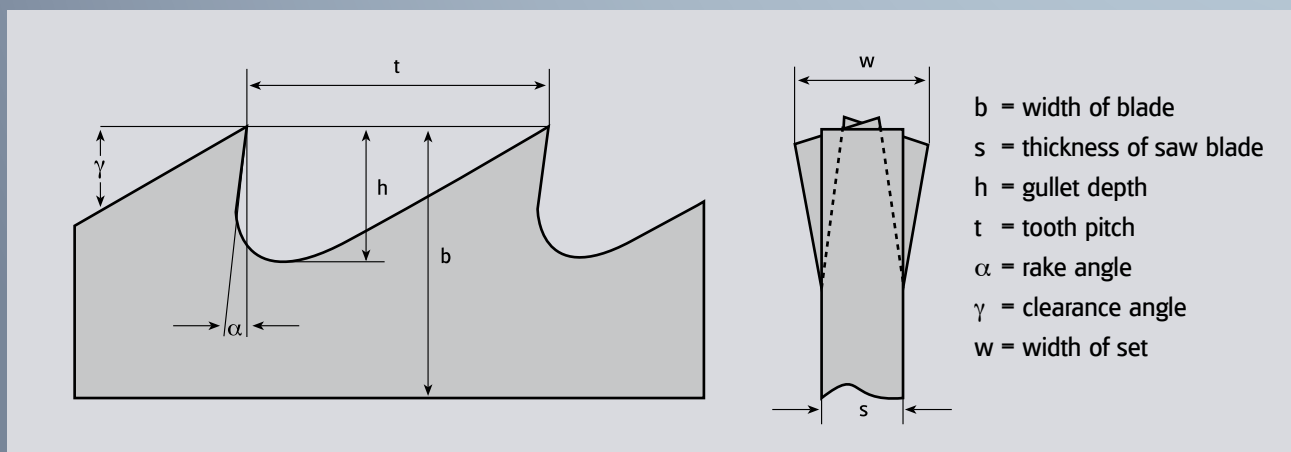
Both materials are undetachably welded together by special electron or laser beam.

All advantages:

The high quality Bi-Metal band combines the flexibility of the spring steel backing with the enormous wear resistance of high speed steel. Each tooth tip of the finished band is of hardened HSS-steel, extremely durable for best performance.

Band Saw geometry

Terminology?



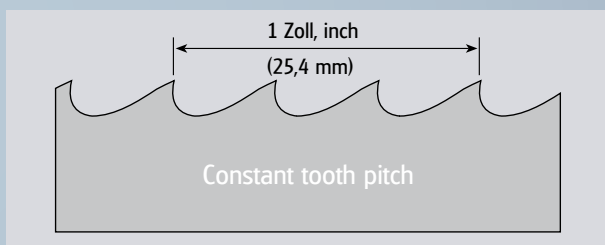
Tooth forms

Where performs the right tooth?

Only correct choice of tooth forms allows efficient cutting with low vibration. Four basic types are available:

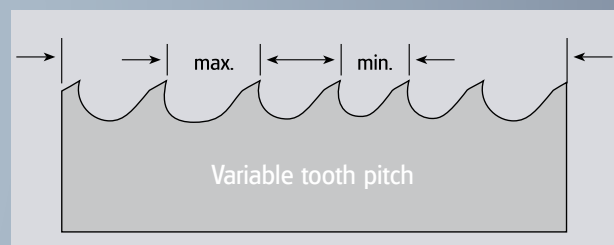
| | | | |
|--|---|--|---|
| <p>Standard tooth = N</p> | <p>Hook tooth = H</p> | <p>Variable tooth = K-0</p> | <p>Variable tooth = K-POS</p> |
| <p>Designed for:</p> <ul style="list-style-type: none"> • short chipping materials • light wall thickness <p>Data:</p> <ul style="list-style-type: none"> • rake angle 0° • 4 to 18 tpi <p>Article groups:</p> <p>100, 110, 420</p> | <p>Designed for:</p> <ul style="list-style-type: none"> • long chipping materials • large cross sections <p>Data:</p> <ul style="list-style-type: none"> • positive rake angle • 2 to 6 tpi <p>Article groups:</p> <p>100, 110, 421, 426</p> | <p>Designed for:</p> <ul style="list-style-type: none"> • low vibration cutting • structurals <p>Data:</p> <ul style="list-style-type: none"> • rake angle 0° • variable tooth pitch of 3/4 to 10/14 tpi <p>Article group:</p> <p>430 (K-0)</p> | <p>Designed for:</p> <ul style="list-style-type: none"> • low vibration cutting • solid materials <p>Data:</p> <ul style="list-style-type: none"> • positive rake angle • variable tooth pitch of 0,75/1,25 to 8/11 tpi <p>Article groups:</p> <p>433, 442, 445 (K-V) 431, 436, 437 (K-POS) 434, 438, 531, 537, 544 (K-PLUS)</p> |

Tooth pitch



The tooth distance is equally spaced. The number of teeth per inch (25,4 mm) denotes the tooth of the saw blade.

Constant or variable?



The tooth distances vary within a group of teeth. The smallest and the largest tooth pitch denotes the variable tooth of saw blade.

Tooth set

What groups and waves can cause.

Apart from tooth pitch and tooth form the exact set is essential for the performance of the sawblade. The correct clearance of back is achieved by the specific set for the cutting application.

This is to avoid blade pinching, very important in problematic cutting jobs. Width and type of set are tuned to the cutting application:

| | |
|--|--|
| | <p>Standard raker set up to 10 tpi tooth forms N, H</p> |
| | <p>Variable group set 0,75/1,25 to 10/14 tpi tooth form K</p> |
| | <p>Wavy set up to 14 tpi tooth form N</p> |

Correct tooth pitch – optimum performance.

The choice of the right tooth pitch can be decisive to achieve the optimum performance. Choose either standard tooth with constant tooth pitch or variable tooth with unevenly spaced teeth. It is advisable to use variable tooth to reduce vibrations.

Recommendation to cut solid material

| Constant tooth pitch | | |
|----------------------|----------------|-------------|
| Cross section mm | Teeth per inch | |
| | tpi | Tooth shape |
| 200 - 400 | 2 | H |
| 120 - 200 | 3 | H |
| 80 - 120 | 4 | H/N |
| 40 - 80 | 6 | H/N |
| 20 - 40 | 10 | N |
| 10 - 20 | 14 | N |
| to 10 | 18 | N |

N = Standard tooth H = Hook tooth

| Variable tooth pitch | | |
|----------------------|----------------|-------------|
| Cross section mm | Teeth per inch | |
| | tpi | Tooth shape |
| from 550 | 0,75/1,25 | K |
| 380 - 750 | 1/1,3 1/1,5 | K |
| 250 - 550 | 1,4/2 | K |
| 120 - 350 | 2/3 | K |
| 80 - 140 | 3/4 | K |
| 60 - 110 | 4/6 | K |
| 40 - 70 | 5/7 5/8 | K |
| 30 - 60 | 6/10 | K |
| 20 - 40 | 8/11 8/12 | K |
| to 25 | 10/14 | K |

K = Variable tooth

Recommendation to cut tubes and structurals

| Thin wall structurals (0° rake angle) | | | | | | | |
|---------------------------------------|-------------------------------|-------------|-------------|-------------|-------------|-------------|-------------|
| Wall thickness (S) in mm | Diam. of structural (D) in mm | | | | | | |
| | 20 | 40 | 60 | 80 | 100 | 120 | 150 |
| 2 | 14 | 14 | 14 | 14 | 14 | 14 | 10/14 |
| 3 | 14 | 14 | 14 | 14 | 10/14 | 10/14 | 8/11 8/12 |
| 4 | 14 | 14 | 10/14 | 10/14 | 8/11 8/12 | 8/11 8/12 | 6/10 |
| 5 | 14 | 10/14 | 10/14 | 8/11 8/12 | 8/11 8/12 | 6/10 | 6/10 |
| 6 | 14 | 10/14 | 8/11 8/12 | 8/11 8/12 | 6/10 | 6/10 | 5/7 5/8 |
| 8 | 14 | 8/11 8/12 | 6/10 | 6/10 | 5/7 5/8 | 5/7 5/8 | 5/7 5/8 |
| 10 | - | 6/10 | 6/10 | 5/7 5/8 | 5/7 5/8 | 5/7 5/8 | - |

The choice of the right tooth has special influence on the cutting result on tubes and structurals. Variable tooth has proven to be the most favourable tooth form. Tooth pitches selected are depending on wall thickness and outer dimensions of tubes or structurals. The recommendations shown here refer to single cuts. If two or more tubes or square pipes are cut at a time, double wall thickness to select tooth pitch.

| Heavy wall structurals (positive rake angle) | | | | | | | | |
|--|-------------------------------|-----|-----|-----|-----|-----|-------|-------|
| Wall thickness (S) in mm | Diam. of structural (D) in mm | | | | | | | |
| | 80 | 100 | 120 | 150 | 200 | 300 | 500 | 750 |
| 10 | - | - | - | 4/6 | 4/6 | 4/6 | 3/4 | 2/3 |
| 15 | 4/6 | 4/6 | 4/6 | 4/6 | 4/6 | 3/4 | 2/3 | 2/3 |
| 20 | 4/6 | 4/6 | 4/6 | 4/6 | 3/4 | 3/4 | 2/3 | 2/3 |
| 30 | 4/6 | 4/6 | 4/6 | 3/4 | 3/4 | 2/3 | 2/3 | 2/3 |
| 50 | - | - | 3/4 | 3/4 | 2/3 | 2/3 | 2/3 | 1,4/2 |
| 80 | - | - | - | - | 2/3 | 2/3 | 1,4/2 | 1,4/2 |
| 100 | - | - | - | - | - | 2/3 | 1,4/2 | 1,4/2 |

ARNTZ Bi-Metal Band Saw Blades are supplied as endless welded loops to fit your band saw machines, or in coils:

6 - 13 mm in length of approx. 30,5 + 76 m | 20 - 34 mm in length of approx. 100 m | 41 mm in length of approx. 80 m
54 - 67 mm in length of approx. 90 m | 80 mm in length of approx. 50 m

Bi-Metal and Carbide Tipped Band Saw Blades

For each cutting operation the right choice.

| | | Art. gr. | 420 | 421 | 426 | 436 | 430 | 433 | 431 | 434 | 445 | 442 | 437 | 438 | 531 | 544 | 537 | 620 | 630 | 622 | 640 | 650 | 651 |
|---------------------------------|----------|--------------|----------|---------------|-----------------|-------------------|------------|----------------------|-----------------|-------------------|------------------------|----------------------|-------------------|-------------------|-----------------|---------------------|-------------------|---------------|-------------|-----------------|--------------|----------------|------------------|
| | | Product name | M42-STAR | M42-STAR-PLUS | M42-ALUCUT-PLUS | M42-ALUCUT-SPRINT | M42-SPRINT | M42-SPRINT-MEDIUM-VS | M42-SPRINT-PLUS | M42-MAXIMA-SPRINT | M42-PROFILER-SPRINT-VS | M42-TAIFUN-MEDIUM-VS | M42-TAIFUN-SPRINT | M42-TAIFUN-MAXIMA | M51-SPRINT-PLUS | M51-BLIZZARD-SPRINT | M51-TAIFUN-MAXIMA | TC-BLACK-LINE | TC-RED-LINE | TC-BLACK-LINE-S | VC-BLUE-LINE | VC-SILVER-LINE | VC-SILVER-LINE-N |
| Page of catalogue | | | 10 | 10 | 11 | 11 | 12 | 13 | 14 | 15 | 16 | 17 | 18 | 19 | 20 | 20 | 21 | 23 | 23 | 24 | 25 | 26 | 27 |
| Material dimension (mm) | | | | | | | | | | | | | | | | | | | | | | | |
| - Structural steels | < 70 | | ■ | ■ | | | ■ | ■ | | | | ■ | | | | | | ■ | | | | ■ | |
| | 80 - 350 | | ■ | ■ | | | | ■ | ■ | ■ | ■ | ■ | ■ | ■ | ■ | | | ■ | | | ■ | | ■ |
| - Free machining steels | > 350 | | | | | | | | ■ | | | ■ | | | | | | | | | | | |
| - Unalloyed tool steels | < 70 | | ■ | | | | ■ | ■ | | | | | | | | | | ■ | | | | ■ | |
| - Spring steels | 80 - 350 | | ■ | | | | | ■ | ■ | ■ | | ■ | ■ | ■ | ■ | | | ■ | | | ■ | | ■ |
| - Roller bearing steel | > 350 | | | | | | | | ■ | | | ■ | ■ | | | | | ■ | | | | ■ | |
| - High speed steels | < 70 | | ■ | | | | ■ | | | | | | | | | | | ■ | | | | ■ | |
| - Cold-work steels | 80 - 350 | | ■ | | | | | | ■ | ■ | | ■ | ■ | ■ | ■ | | | ■ | | | ■ | | ■ |
| | > 350 | | | | | | | | ■ | | | ■ | ■ | | | | | ■ | | | | ■ | |
| - Nitride steels | < 70 | | ■ | | | | ■ | | | | | | | | | | | ■ | | | | ■ | |
| - Heat treatable steels | 80 - 350 | | ■ | | | | | | ■ | ■ | | ■ | ■ | ■ | ■ | | | ■ | | | ■ | | ■ |
| - Hot working steels | > 350 | | | | | | | | ■ | | | ■ | ■ | | | | | ■ | | | | ■ | |
| - Stainless steels | < 70 | | ■ | | | | ■ | | | | | | | | | | | | | | | ■ | |
| | 80 - 350 | | ■ | | | | | | ■ | ■ | | ■ | ■ | ■ | ■ | | | | | | ■ | | ■ |
| | > 350 | | | | | | | | ■ | | | ■ | ■ | | | | | | | | | ■ | |
| - High temperature steels | < 70 | ■ | ■ | | | | ■ | | | | | | | ■ | | | | ■ | | | | ■ | |
| - Heat resistant steels | 80 - 350 | | | | | | | | | ■ | | ■ | ■ | ■ | ■ | | | | | ■ | | ■ | |
| | > 350 | | | | | | | | | | | ■ | ■ | | | ■ | ■ | ■ | | | | ■ | |
| - High tensile steels | < 70 | | | | | | ■ | | | | | | | | ■ | | | | | | | ■ | |
| - Titanium + titanium alloys | 80 - 350 | | | | | | | | | ■ | | ■ | ■ | ■ | ■ | | | | | ■ | | ■ | |
| - Nickel alloys | > 350 | | | | | | | | | | | ■ | ■ | | | ■ | ■ | ■ | | | | ■ | |
| - Surface hardened steel shafts | < 70 | | | | | | | | | | | | | | | | | | | | | | ■ |
| - Hardened steels up to HRC 62 | 80 - 350 | | | | | | | | | | | | | | | | | | | | | | ■ |
| - Hardchromed materials | > 350 | | | | | | | | | | | | | | | | | | | | | | ■ |
| - Steel castings | < 70 | | | | | | ■ | | | | | | | | | | | ■ | | | | | |
| - Cast irons | 80 - 350 | | | | | | | | ■ | ■ | | ■ | ■ | ■ | ■ | | | ■ | | | | ■ | |
| | > 350 | | | | | | | | ■ | ■ | | ■ | ■ | | | ■ | ■ | ■ | | | | ■ | |
| - Aluminium | < 70 | | | ■ | ■ | ■ | | | | | | | | | | | | | | | ■ | ■ | ■ |
| - Copper | 80 - 350 | | | ■ | ■ | | | | ■ | ■ | | | ■ | ■ | ■ | | | | | | ■ | ■ | ■ |
| | > 350 | | | | | | | | ■ | ■ | | ■ | ■ | | | ■ | ■ | ■ | | | ■ | ■ | ■ |
| - Brass | < 70 | | | | | | ■ | | | | | | | | | | | | | | ■ | ■ | ■ |
| - Bronze | 80 - 350 | | | | | | | | ■ | ■ | | | ■ | ■ | ■ | | | | | | ■ | ■ | ■ |
| | > 350 | | | | | | | | ■ | ■ | | | ■ | ■ | | | | | | | ■ | ■ | ■ |
| - Red brass | > 350 | | | | | | | ■ | ■ | | | ■ | ■ | | | | | | | | ■ | ■ | ■ |
| - Aluminium + alloys | < 70 | | | | | | ■ | | | | | | | | ■ | | | | | | ■ | ■ | ■ |
| - Aluminium alloys with silicon | 80 - 350 | | | | | | | | ■ | ■ | | | ■ | ■ | ■ | | | | | | ■ | ■ | ■ |
| | > 350 | | | | | | | | ■ | ■ | | | ■ | ■ | | ■ | ■ | ■ | | | ■ | ■ | ■ |

Qualification = very good = good

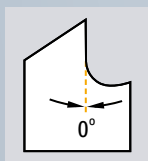
Article group 420

M42 STAR

Allrounder for solid, small-dimensional materials.

Engineered for:

- Common steel qualities and non ferrous metals
- Short-chipping materials
- Small structurals with thin walls
- Narrow cross sections up to approx. 100 mm (4")
- Contour cutting operations



| Dimensions | | Tooth | | | | |
|------------|---------------|-------|----|----|------|----|
| mm | inch | 4 | 6 | 10 | 14 | 18 |
| 6 x 0,90 | 1/4 x 0,035 | | | N | N | |
| 10 x 0,90 | 3/8 x 0,035 | | | N | N | |
| 13 x 0,65 | 1/2 x 0,025 | | | | N | N |
| 20 x 0,90 | 3/4 x 0,035 | N* | N* | | N-W* | N |
| 27 x 0,90 | 1 x 0,035 | N | N | | N-W* | |
| 41 x 1,30 | 1 1/2 x 0,050 | N* | | | | |

N = Standard tooth W = Wavy set * Special item

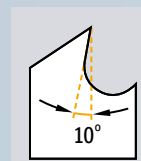

Article group 421

M42 STAR-PLUS

The saw blade for medium sized solid materials

Engineered for:

- Small workshop bandsaws
- Common steel qualities and non ferrous metals
- Cross sections over approx. 100 mm (4")



| Dimensions | | Tooth | | | |
|------------|-------------|-------|---|---|---|
| mm | inch | 2 | 3 | 4 | 6 |
| 6 x 0,90 | 1/4 x 0,035 | | | | H |
| 10 x 0,90 | 3/8 x 0,035 | | | H | H |
| 13 x 0,65 | 1/2 x 0,025 | | | H | H |
| 13 x 0,90 | 1/2 x 0,035 | | H | H | H |
| 20 x 0,90 | 3/4 x 0,035 | | H | | |
| 27 x 0,90 | 1 x 0,035 | H | H | | |

H = Hook tooth

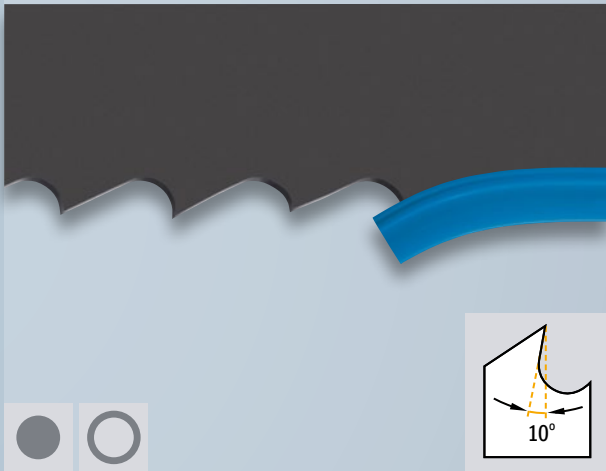
Article group 426

M42 ALUCUT-PLUS

For cutting aluminium without pinching.

Engineered for:

- Pure aluminium and aluminium alloys
- Solid material and structurals
- Materials with residual stress and a tendency to become pinched



| Dimensions | | Tooth | | |
|------------|-------------|-------|---|---|
| mm | inch | 3 | 4 | 6 |
| 10 x 0,90 | 3/8 x 0,035 | | H | H |
| 13 x 0,65 | 1/2 x 0,025 | | H | H |
| 13 x 0,90 | 1/2 x 0,035 | H | H | H |
| 20 x 0,90 | 3/4 x 0,035 | H | | |
| 27 x 0,90 | 1 x 0,035 | H | | |

H = Hook tooth

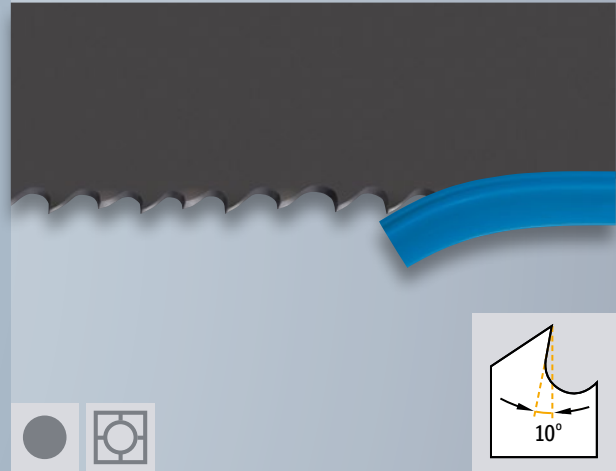
Article group 436

M42 ALUCUT-SPRINT

Easy cutting though light metals.

Engineered for:

- Pure aluminium and aluminium alloys
- Solid material and structurals



| Dimensions | | Tooth | |
|------------|---------------|-------|-----|
| mm | inch | 2/3 | 3/4 |
| 27 x 0,90 | 1 x 0,035 | K | K |
| 34 x 1,10 | 1 1/4 x 0,042 | K | K |

K = Variable tooth


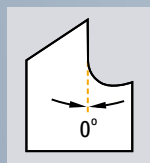
Article group 430

M42 SPRINT

The structural professional for light and medium wall thicknesses.

Engineered for:

- Structurals with light or medium walls
- Short chipping materials
- Sheet metal on vertical band saw machines



| Dimensions | | Tooth | | | | | |
|------------|---------------|-------|-----|-----|------|------|-------|
| mm | inch | 3/4 | 4/6 | 5/8 | 6/10 | 8/12 | 10/14 |
| 6 x 0,90 | 1/4 x 0,035 | | | | | | K |
| 10 x 0,90 | 3/8 x 0,035 | | | | | | K |
| 13 x 0,65 | 1/2 x 0,025 | | | K | K | K | K |
| 13 x 0,90 | 1/2 x 0,035 | | | | K | K | K |
| 20 x 0,90 | 3/4 x 0,035 | | K | K | K | K | K |
| 27 x 0,90 | 1 x 0,035 | K | K | K | K | K | K |
| 34 x 1,10 | 1 1/4 x 0,042 | K | K | K | K | K | |
| 41 x 1,30 | 1 1/2 x 0,050 | K | K | K | K | | |
| 54 x 1,60 | 2 x 0,063 | | K* | K* | | | |

K = Variable tooth

* = Special item

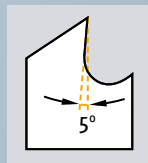
Article group 433

M42 SPRINT-MEDIUM-VS

The multi purpose blade for various applications.

Engineered for:

- Structural and beams
- Also for solid materials as part of a mix of materials
- Small and medium scissor-arm machines



| Dimensions | | Tooth | | | | |
|------------|---------------|-------|-----|-----|-----|------|
| mm | inch | 2/3 | 3/4 | 4/6 | 5/7 | 8/11 |
| 20 x 0,90 | 3/4 x 0,035 | | | | | K |
| 27 x 0,90 | 1 x 0,035 | | K | K | K | K |
| 34 x 1,10 | 1 1/4 x 0,042 | K | K | K | K | |
| 41 x 1,30 | 1 1/2 x 0,050 | K | K | K | | |
| 54 x 1,30 | 2 x 0,050 | | K | | | |
| 54 x 1,60 | 2 x 0,063 | K | K | K | | |
| 67 x 1,60 | 2 5/8 x 0,063 | K | K | | | |

K = Reinforced variable tooth

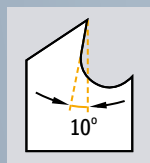
Article group 431

M42 SPRINT-PLUS

Perfect for materials of medium to large dimensions.

Engineered for:

- Production band saw machines
- All-purpose use for steels and non-ferrous metals
- Tensile strengths of up to 1400 N/mm²
- Thick walled structurals



| Dimensions | | Tooth | | | | |
|------------|----------------|-----------|-------|-----|-----|-----|
| mm | inch | 0,75/1,25 | 1,4/2 | 2/3 | 3/4 | 4/6 |
| 20 x 0,90 | 3/4 x 0,035 | | | | | K |
| 27 x 0,90 | 1 x 0,035 | | | K | K | K |
| 34 x 1,10 | 1 1/4 x 0,042 | | K | K | K | K |
| 41 x 1,30 | 1 1/2 x 0,050 | | K | K | K | K |
| 54 x 1,30 | 2 x 0,050 | | K | K | K | K |
| 54 x 1,60 | 2 x 0,063 | K | K | K | K | K |
| 67 x 1,60 | 2 5/8 x 0,0630 | K | K | K | | |
| 80 x 1,60 | 3 x 0,063 | K | K | | | |

K = Variable tooth


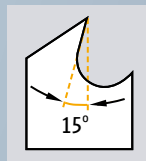

Article group 434

M42 MAXIMA-SPRINT

Excellent for tough materials and alloys.

Engineered for:

- Long chipping steels
- Stainless steel
- Titanium based alloys
- Special bronzes
- Copper based alloys
- Nickel based alloys
- Exotic, difficult to cut alloys
- Solid material of medium dimensions



| Dimensions | | Tooth | | |
|------------|---------------|-------|-----|-----|
| mm | inch | 1,4/2 | 2/3 | 3/4 |
| 27 x 0,90 | 1 x 0,035 | | | K |
| 34 x 1,10 | 1 1/4 x 0,042 | | K | K |
| 41 x 1,30 | 1 1/2 x 0,050 | | K | K |
| 54 x 1,30 | 2 x 0,050 | | K | |
| 54 x 1,60 | 2 x 0,063 | K | K | K |

K = Variable tooth

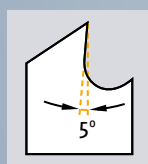

Article group 445

M42 PROFILER-SPRINT-VS

Robust performance for steel construction.

Engineered for:

- Large cross-section steel beams
- Structurals with residual stress



| Dimensions | | Tooth | |
|------------|---------------|-------|-----|
| mm | inch | 2/3 | 3/4 |
| 34 x 1,10 | 1 1/4 x 0,042 | | K |
| 41 x 1,30 | 1 1/2 x 0,050 | K | K |
| 54 x 1,60 | 2 x 0,063 | K | K |
| 67 x 1,60 | 2 5/8 x 0,063 | K | K |

K = Reinforced variable tooth

Article group 442

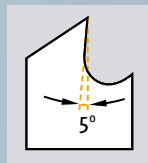

M42 TAIFUN-MEDIUM-VS

The universal multi-purpose blade with even more bite.

Engineered for:

- Structural steel
- All types of steel beams

The borazon-ground tooth tips produce an excellent cutting surface, perfectly angular cutting and long tool life.



| Dimensions | | Tooth | |
|------------|---------------|-------|-----|
| mm | inch | 2/3 | 3/4 |
| 27 x 0,90 | 1 x 0,035 | | K |
| 34 x 1,10 | 1 1/4 x 0,042 | K | K |
| 41 x 1,30 | 1 1/2 x 0,050 | K | K |
| 54 x 1,30 | 2 x 0,050 | | K |
| 54 x 1,60 | 2 x 0,063 | K | K |
| 67 x 1,60 | 2 5/8 x 0,063 | | K |

K = Reinforced variable tooth

Article group 437

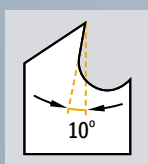

M42 TAIFUN-SPRINT

Excellent for use on high-performance band saw machines.

Engineered for:

- Stainless steel
- All-purpose use for steels and non-ferrous metals
- Tensile strengths of up to 1400 N/mm²
- Thick walled structurals

The borazon-ground tooth tips produce an excellent cutting surface, perfectly angular cutting and long tool life.



| Dimensions | | Tooth | | | |
|------------|---------------|-----------|-------|-----|-----|
| mm | inch | 0,75/1,25 | 1,4/2 | 2/3 | 3/4 |
| 27 x 0,90 | 1 x 0,035 | | | K | K |
| 34 x 1,10 | 1 1/4 x 0,042 | | K | K | K |
| 41 x 1,30 | 1 1/2 x 0,050 | | K | K | K |
| 54 x 1,30 | 2 x 0,050 | | K | K | K |
| 54 x 1,60 | 2 x 0,063 | K | K | K | K |
| 67 x 1,60 | 2 5/8 x 0,063 | K | K | K | |
| 80 x 1,60 | 3 x 0,063 | K | K | | |

K = Variable tooth

Article group 438

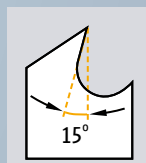


M42 TAIFUN-MAXIMA

Perfect for cutting tough materials and alloys.

Engineered for:

- Long chipping materials
- Stainless steel
- Titanium alloys
- Special bronzes
- Copper alloys
- Nickel based alloys
- Exotic, difficult to cut alloys

The borazon-ground tooth tips produce an excellent cutting surface, perfectly angular cutting and long tool life.



| Dimensions | | Tooth | | |
|------------|---------------|-------|-----|-----|
| mm | inch | 1,4/2 | 2/3 | 3/4 |
| 27 x 0,90 | 1 x 0,035 | | | K |
| 34 x 1,10 | 1 1/4 x 0,042 | | K | K |
| 41 x 1,30 | 1 1/2 x 0,050 | | K | K |
| 54 x 1,30 | 2 x 0,050 | | K | |
| 54 x 1,60 | 2 x 0,063 | K | K | K |

K = Variable tooth

Article group 531

M51 SPRINT-PLUS

Wear resistant teeth for difficult to cut materials of medium dimensions.

Engineered for:

- Hard and tough materials up to 1700 N/mm² tensile strength
- Stainless steel
- Nickel based alloys
- Titanium and special bronzes
- Thick walled structurals



| Dimensions | | Tooth | | |
|------------|---------------|-------|-----|-----|
| mm | inch | 2/3 | 3/4 | 4/6 |
| 27 x 0,90 | 1 x 0,035 | K | K | K |
| 34 x 1,10 | 1 1/4 x 0,042 | K | K | K |
| 41 x 1,30 | 1 1/2 x 0,050 | K | K | |
| 54 x 1,60 | 2 x 0,063 | K | | |
| 67 x 1,60 | 2 5/8 x 0,063 | K | | |

K = Variable tooth


Article group 544

M51 BLIZZARD-SPRINT

For extra wear resistant cutting, made of powder metallurgical hardened steel for large cross-sections and demanding alloys.

Engineered for:

- Steels of the highest tensile strength
- Long chipping materials
- Stainless steel
- Titanium based alloys
- Nickel based alloys
- Special bronzes



| Dimensions | | Tooth | | | |
|------------|---------------|-----------|-------|-------|-------|
| mm | inch | 0,75/1,25 | 1/1,3 | 1/1,5 | 1,4/2 |
| 41 x 1,30 | 1 1/2 x 0,050 | | | | K |
| 54 x 1,60 | 2 x 0,063 | | | K | K |
| 67 x 1,60 | 2 5/8 x 0,063 | K | K | | K |
| 80 x 1,60 | 3 x 0,063 | K | K | | K* |

K = Variable tooth with special geometry * = Special item

Article group 537

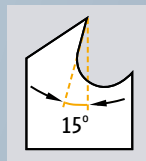


M51 TAIFUN-MAXIMA

Extremely wear-resistant, ground teeth for the most difficult cutting conditions.

Engineered for:

- Hard and tough materials up to 1700 N/mm² tensile strength
- Stainless steel
- Nickel based alloys
- Titanium and special bronzes
- Thick walled structurals

The borazon-ground tooth tips produce an excellent cutting surface, perfectly angular cutting and long tool life.

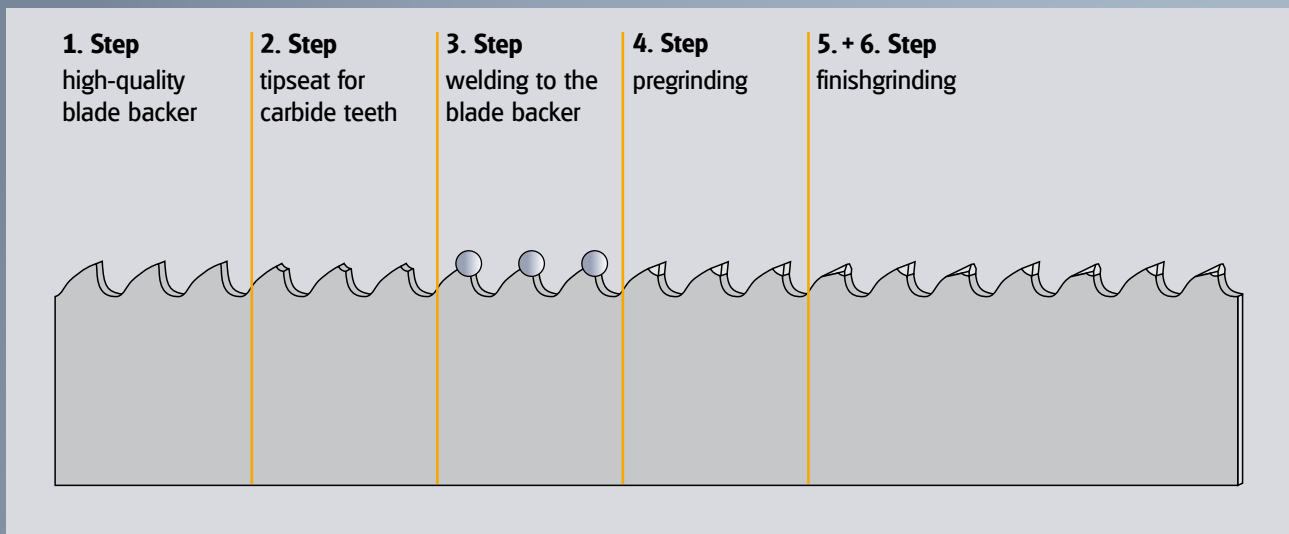


| Dimensions | | Tooth | | | | | |
|------------|---------------|-----------|-------|-------|-------|-----|-----|
| mm | inch | 0,75/1,25 | 1/1,3 | 1/1,5 | 1,4/2 | 2/3 | 3/4 |
| 27 x 0,90 | 1 x 0,035 | | | | | K | K |
| 34 x 1,10 | 1 1/4 x 0,042 | | | | | K | K |
| 41 x 1,30 | 1 1/2 x 0,050 | | | | K | K | K |
| 54 x 1,60 | 2 x 0,063 | | | K | K | K | |
| 67 x 1,60 | 2 5/8 x 0,063 | K | K | | K | K | |
| 80 x 1,60 | 3 x 0,063 | K | K | | K* | | |

K = Variable tooth

* = Special item

Why so successful?



Flexible:

The blade backer for Carbide Band Saw Blades is made of special alloyed spring steel.

Extremely durable:

The tooth tips consist of wear resistant high-grade carbide.

Perfectly joint:

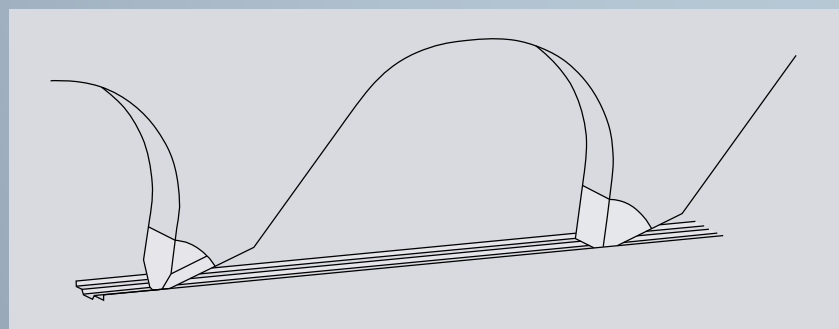
Carbide tooth tips are welded to the backer in a special procedure.

Band Saw geometry:

Also in the ARNTZ production program: high performance Carbide Band Saw Blades.

The welded carbide tips are available in different tooth geometries. These geometries grant optimal formation of chips and best cutting results.

The different tooth geometries provide clean and smooth cuts at minimum vibration.



Correct operation:

To achieve optimum performance with Carbide Band Saw Blades, suitable band saw machines for Carbide Band Saw Blades have to be used.

Carbide Tipped Band Saw Blades are supplied as endless welded loops or in coils:

27 - 80 mm in length of approx. 50 m


Article group 620

TC BLACK-LINE

Carbide tipped band saw blades with triple chip geometry for cutting **steels**.

Engineered for:

- All-purpose use for construction steel, low-alloy steel and cast iron
- Solid material in medium and large dimensions



| Dimensions | | Tooth | | | | | |
|------------|---------------|-----------|-------|-------|-----|---|-----|
| mm | inch | 0,75/1,25 | 1/1,5 | 1,4/2 | 2/3 | 3 | 3/4 |
| 27 x 0,90 | 1 x 0,035 | | | | K | H | K |
| 34 x 1,10 | 1 1/4 x 0,042 | | | | K | | K |
| 41 x 1,30 | 1 1/2 x 0,050 | | | K | K | | K |
| 54 x 1,30 | 2 x 0,050 | | | K | K | | |
| 54 x 1,60 | 2 x 0,063 | K | K | K | K | | |
| 67 x 1,60 | 2 5/8 x 0,063 | K | K | K | K | | |

K = Variable tooth H = Hook tooth

Article group 630

TC RED-LINE

Carbide tipped band saw blades with triple chip tooth geometry for cutting **non-ferrous metals**.

Engineered for:

- All-purpose use for aluminium, copper and bronze
- Solid material in medium and large dimensions



| Dimensions | | Tooth | | | | | |
|------------|---------------|-----------|-------|-------|-----|---|-----|
| mm | inch | 0,75/1,25 | 1/1,5 | 1,4/2 | 2/3 | 3 | 3/4 |
| 27 x 0,90 | 1 x 0,035 | | | | K | H | K |
| 34 x 1,10 | 1 1/4 x 0,042 | | | | K | | K |
| 41 x 1,30 | 1 1/2 x 0,050 | | | K | K | | K |
| 54 x 1,30 | 2 x 0,050 | | | K | K | | |
| 54 x 1,60 | 2 x 0,063 | K | K | K | K | | |
| 67 x 1,60 | 2 5/8 x 0,063 | K | K | K | K | | |

K = Variable tooth H = Hook tooth

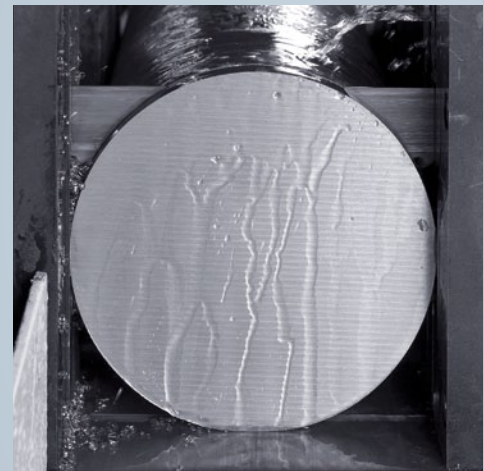

Article group 622

TC BLACK-LINE-S

Carbide tipped band saw blade with set tooth for difficult to cut, abrasive materials.

Engineered for:

- Titanium alloys
- Metals with high residual stress
- Stainless steels
- Special alloys
- Abrasive non-ferrous metals and graphite



| Dimensions | | Tooth | | |
|------------|---------------|-------|-----|-----|
| mm | inch | 1,4/2 | 2/3 | 3/4 |
| 27 x 0,90 | 1 x 0,035 | | K | K |
| 34 x 1,10 | 1 1/4 x 0,042 | | K | K |
| 41 x 1,30 | 1 1/2 x 0,050 | K | K | K |
| 54 x 1,30 | 2 x 0,050 | K | K | |
| 54 x 1,60 | 2 x 0,063 | K | K | |
| 67 x 1,60 | 2 5/8 x 0,063 | K | | |

K = Variable tooth


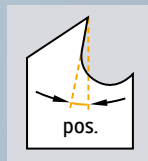

Article group 640

VC BLUE-LINE

Carbide tipped band saw blades with special chip geometry for cutting non-ferrous metals and graphite.

Engineered for:

- Aluminium alloys
- Aluminium bronzes
- Copper alloys
- Sand cast aluminium and cast magnesium
- Graphite



| Dimensions | | Tooth | | | | |
|------------|---------------|-----------|-------|-----|---|-----|
| mm | inch | 0,75/1,25 | 1,4/2 | 2/3 | 3 | 3/4 |
| 20 x 0,90 | 3/4 x 0,035 | | | | H | |
| 27 x 0,90 | 1 x 0,035 | | | K | | K |
| 34 x 1,10 | 1 1/4 x 0,042 | | K | K | | K |
| 41 x 1,30 | 1 1/2 x 0,050 | | K | K | | K |
| 54 x 1,30 | 2 x 0,050 | | K | K | | |
| 54 x 1,60 | 2 x 0,063 | K | K | K | | |
| 67 X 1,60 | 2 5/8 x 0,063 | | K | | | |
| 80 x 1,60 | 3 x 0,063 | K | | | | |


K = Variable tooth H = Hook tooth

CARBIDE

Article group 650

VC SILVER-LINE

Carbide tipped band saw blades with patented multi chip tooth geometry for cutting high-alloy steels and non-ferrous metals.



Engineered for:

- Stainless steel
- Heat resistant steels
- Cold and hot working steels
- Hardened steel up to 1900 N/mm²
- Nickel based alloys
- Aluminium-silicon alloys
- Copper-nickel alloys
- Titanium and titanium alloys
- Exotic, hard to cut alloys



| Dimensions | | Tooth | | | | |
|------------|---------------|-----------|-------|-------|-----|-----|
| mm | inch | 0,75/1,25 | 1/1,5 | 1,4/2 | 2/3 | 3/4 |
| 27 x 0,90 | 1 x 0,035 | | | | K | K |
| 34 x 1,10 | 1 1/4 x 0,042 | | | K | K | K |
| 41 x 1,30 | 1 1/2 x 0,050 | | | K | K | K |
| 54 x 1,30 | 2 x 0,050 | | | K | K | |
| 54 x 1,60 | 2 x 0,063 | K | K | K | K | |
| 67 x 1,60 | 2 5/8 x 0,063 | K | K | K | K | |
| 80 x 1,60 | 3 x 0,063 | K | | K | | |

K = Variable tooth

Patent no. 102 53 711



Article group 651

VC SILVER-LINE-N

Carbide tipped band saw blades with multi chip tooth geometry, negative rake for cutting extremely hard or surface hardened materials.

Engineered for:

- Induction hardened piston rods
- Steels hardened up to 63 HRC
- Hard chromium plated materials
- Manganiferous alloyed steels



| Dimensions | | Tooth | |
|------------|---------------|-------|-----|
| mm | inch | 2/3 | 3/4 |
| 27 x 0,90 | 1 x 0,035 | K | K |
| 34 x 1,10 | 1 1/4 x 0,042 | K | K |
| 41 x 1,30 | 1 1/2 x 0,050 | K | K |
| 54 x 1,60 | 2 x 0,063 | K | |

K = Variable tooth

Patent no. 102 53 711

Carbon Steel Band Saw Blades

Article group 100

CS-1

Flexible band back in pin-point quality with hardened teeth. Suitable for everyday workshop purposes.

| Dimensions | | Tooth per inch | | | | | | | | | |
|------------|-------------|----------------|---|---|---|---|---|----|----|----|----|
| mm | inch | 3 | 4 | 4 | 6 | 6 | 8 | 10 | 14 | 18 | 24 |
| 6 x 0,65 | 1/4 x 0,025 | | | H | | H | N | N | N | N | N |
| 10 x 0,65 | 3/8 x 0,025 | H | N | H | N | H | N | N | N | N | N |
| 13 x 0,65 | 1/2 x 0,025 | H | N | H | N | H | N | N | N | N | N |
| 16 x 0,80 | 5/8 x 0,032 | H | N | H | N | | N | N | N | N | |
| 20 x 0,80 | 3/4 x 0,032 | H | N | H | N | H | N | N | N | N | N |
| 25 x 0,90 | 1 x 0,035 | H | N | | N | | N | N | N | | |

N = Standard tooth 0° H = Hook tooth 10°

Article group 110

CS-2-PLUS

Spring hardened band back with hardened teeth. For increased wear resistance and long tool life.

| Dimensions | | Tooth per inch | | | | | | | | | |
|------------|--------------|----------------|---|---|---|---|---|----|----|----|----|
| mm | inch | 3 | 4 | 4 | 6 | 6 | 8 | 10 | 14 | 18 | 24 |
| 6 x 0,65 | 1/4 x 0,025 | | | H | N | H | N | N | N | N | N |
| 8 x 0,65 | 5/16 x 0,025 | | | H | N | H | N | N | N | N | N |
| 10 x 0,65 | 3/8 x 0,025 | H | | H | N | H | N | N | N | N | N |
| 13 x 0,65 | 1/2 x 0,025 | H | N | H | N | H | N | N | N | N | N |
| 16 x 0,80 | 5/8 x 0,032 | H | | H | | H | | N | N | N | N |
| 20 x 0,80 | 3/4 x 0,032 | H | N | H | N | H | N | N | N | N | N |
| 25 x 0,90 | 1 x 0,035 | H | N | H | N | H | N | N | N | | |

N = Standard tooth 0° H = Hook tooth 10°



Professional Accessories

Chip brushes

We stock a large selection of brushes of different diameters, widths and bore holes.



Tension measuring device

Wrong tension of band can be the reason for crooked cuts or can cause blade breakage. Therefore, the band tension should be checked at regular intervals. The ARNTZ tension meter shows direct readout of tension from 0 - 60.000 PSI or 0 - 4.500 kg/cm². Detailed instructions explain how to select and control the right band saw tension.



Refractometer

The correct concentration of cooling liquid is important for optimum life time of ARNTZ Band Saw Blades. To check directly during operation the right concentration of liquid it is recommended to use the ARNTZ-Refractometer.



Break-in procedures: For long blade life.

Like all HSS tools, ARNTZ Band Saw Blades should be adhered to a special break-in procedure for extended blade life, less blade changes and best payback of your tool cost.

Overload of the razor-sharp tooth tips should be avoided at the start of cutting operation. Aggressive cutting with a new blade will lead to premature tooth breakages. Correct break-in will control the gentle rounding of cutting edges.

Bi-Metal Band Saw Blades

Starting feed should be half of final feed rate at the recommended cutting speed for the first 300-500 cm² cut surface (see table on page 30). After that, feed rate should be gradually increased for maximum cutting rate. Should vibrations or noises occur at the beginning of the cutting operation, cutting speed should be slightly adjusted.

Carbide Tipped Band Saw Blades

For break-in procedure during the first 30 minutes we recommend following parameters:

| | |
|--------------------------------|--------------------------|
| Material diameter up to 600 mm | Cutting speed = 30 m/min |
| | Feed = 5 mm/min |

| | |
|-------------------------------|--------------------------|
| Material diameter over 600 mm | Cutting speed = 25 m/min |
| | Feed = 3 mm/min |

Only when the Band Saw Blades are cutting without any vibrations, cutting speed and feed can be increased step by step to the maximum. The Band Saw Blades are working perfectly when no vibrations will appear.

Technical recommendations

For Bi-Metal Band Saw Blades

| Material groups | Material specification DIN | Material no. | Cutting speed V _c (m/min) | | Cooling fluids | |
|---|----------------------------|--------------|---|-------------|----------------|--|
| | | | Bi-Metal | Cutting oil | Emulsion | |
| Structural steels | St 37 – 2 | 1.0037 | 80-100 | | x | |
| | St 50 – 2 | 1.0050 | 60-85 | | x | |
| | St 60 – 2 | 1.0060 | 50-70 | | x | |
| Case-hardening steels | C 10 | 1.0301 | 80-100 | x | | |
| | 14 NiCr 14 | 1.5752 | 40-55 | x | | |
| | 21 NiCrMo 2 | 1.6523 | 50-60 | x | | |
| | 16 MnCr 5 | 1.7131 | 40-60 | x | | |
| Free machining steels | 9 S 20 | 1.0711 | 80-120 | | x | |
| | 45 S 20 | 1.0727 | 80-120 | | x | |
| Heat treatable steels | C 45 | 1.0503 | 60-70 | | x | |
| | 40 Mn 4 | 1.1157 | 60-70 | | x | |
| | 36 NiCr 6 | 1.5710 | 60-70 | | x | |
| | 34 CrNiMo 6 | 1.6582 | 50-65 | | x | |
| | 42 CrMo 4 | 1.7225 | 50-65 | | x | |
| Ball bearing steels | 100 Cr 6 | 1.3505 | 35-50 | | x | |
| | 100 CrMn 6 | 1.3520 | 35-50 | | x | |
| Spring steels | 65 Si 7 | 1.5028 | 45-60 | | x | |
| | 50 CrV 4 | 1.8159 | 45-60 | | x | |
| Unalloyed tool steels | C 125 W | 1.1663 | 40-60 | | x | |
| | C 75 W | 1.1750 | 40-60 | | x | |
| Cold-work tool steels | 125 Cr 1 | 1.2002 | 40-50 | x | x | |
| | X 210 Cr 12 | 1.2080 | 30-40 | x | x | |
| | X 155 CrVMo 12 1 | 1.2379 | 30-40 | dry | | |
| | X 42 Cr 13 | 1.2083 | 35-45 | x | x | |
| | X 165 CrV 12 | 1.2201 | 30-45 | x | x | |
| | 100 CrMo 5 | 1.2303 | 30-50 | x | x | |
| | X 32 CrMoV 3 3 | 1.2365 | 45-60 | x | x | |
| | 45 WCrV 7 | 1.2542 | 40-50 | x | x | |
| Hot-work tool steels | 56 NiCrMoV 7 | 1.2714 | 40-50 | x | x | |
| High speed steels | S 6-5-2-5 (E Mo5 Co5) | 1.3243 | 35-45 | | x | |
| | S 2-10-1-8 (M 42) | 1.3247 | 35-45 | | x | |
| | S 6-5-2 (DMo5) | 1.3343 | 35-45 | | x | |
| Valve steels | X 45 CrSi 9 3 | 1.4718 | 30-45 | x | x | |
| | X 45 CrNiW 18 9 | 1.4873 | 30-40 | x | x | |
| High temperature steels | X 20 CrMoV 12 1 | 1.4922 | 10-30 | x | x | |
| | X 5 NiCrTi 26 15 | 1.4980 | 10-30 | x | x | |
| Heat resistant steels | X 10 CrSi 6 | 1.4712 | 15-25 | x | x | |
| | X 10 CrAl 18 | 1.4742 | 15-25 | x | x | |
| | X 15 CrNiSi 25 20 | 1.4841 | 15-25 | x | x | |
| Stainless steels | X 5 CrNi 18 10 (V2A) | 1.4301 | 30-40 | x | x | |
| | X 6 CrNiMoTi 17 12 2 (V4A) | 1.4571 | 30-40 | x | x | |
| Steel castings | GS-38 | 1.0420 | 40-60 | | x | |
| | GS-60 | 1.0558 | 40-60 | | x | |
| Cast irons | GG-15 | 0.6015 | 30-60 | dry | | |
| | GG-30 | 0.6030 | 30-60 | dry | | |
| | GGG-50 | 0.7050 | 30-60 | dry | | |
| | GTW-40 | 0.8040 | 30-60 | dry | | |
| | GTS-65 | 0.8165 | 30-60 | dry | | |
| Copper | KE-Cu | 2.0050 | 100-400 | x | x | |
| | Elektrolyt-Copper | | 100-400 | x | x | |
| Brass (copper-zinc alloys) | CuZn 10 | 2.0230 | 100-400 | | x | |
| | CuZn 31 Si 1 | 2.0490 | 100-400 | | x | |
| Aluminium bronze (copper-aluminium alloys) | CuAl 8 | 2.0920 | 35-50 | | x | |
| | CuAl 10 Fe 3 Mn 2 | 2.0936 | 35-50 | | x | |
| Bronze (copper-TiN alloys) | CuSn 6 | 2.1020 | 80-150 | | x | |
| | CuSn 6 Zn 6 | 2.1080 | 80-150 | | x | |
| Red brass (copper-cast alloys) | CuSn 10 Zn | 2.1086 | 50-100 | | x | |
| | CuSn 5 ZnPb | 2.1096 | 50-100 | | x | |
| Nickel base alloys | NiCr 20 TiAl | 2.4631 | 10-25 | x | x | |
| | NiCr 22 FeMo | 2.4972 | 10-25 | x | x | |
| Aluminium and aluminium alloys | Al 99.5 | 3.0255 | 80-800 | | x | |
| | AlMgSiPb | 3.0615 | 80-800 | | x | |
| | G-AlSi 5 Mg | 3.2341 | 80-800 | | x | |
| Titanium and titanium alloys | Ti Grade 1 | 3.7025 | 10-20 | x | x | |
| | TiAl 6 V 4 | 3.7164 | 10-20 | x | x | |
| Thermoplastic plastics | PVC | | 100-400 | dry | | |
| | Teflon, Hostalen | | 100-400 | dry | | |
| Plastics with fibre inlays | Resitex | | 50-300 | dry | | |
| | Novotex | | 50-300 | dry | | |

For Carbide Band Saw Blades

for cutting steel

| Material group | Material specifications DIN | Material no. | Cutting speed | Recommended tooth pitch | | | | |
|-------------------------|-------------------------------|---------------|---------------|-------------------------|--------------|--------------|---------------|--|
| | | | | Material dimensions | | | | |
| | | | V_c (m/min) | 75 - 140 mm | 100 - 350 mm | 300 - 550 mm | ≥ 540 mm | |
| Structural steels | St 37/42 | 1.0037/1.0042 | 100-130 | 3/4 K | 3 tpi 2/3 K | 1,4/2 K | 0,75/1,25 K | |
| | St 52/60 | 1.0050/1.0060 | 90-120 | 3/4 K | 3 tpi 2/3 K | 1,4/2 K | 0,75/1,25 K | |
| Case-hardening steels | C10/C15 | 1.0301/1.0401 | 110-140 | 3/4 K | 3 tpi 2/3 K | 1,4/2 K | 0,75/1,25 K | |
| | 16 MnCr 5 | 1.7131 | 80-100 | 3/4 K | 3 tpi 2/3 K | 1,4/2 K | 0,75/1,25 K | |
| | 20 CrMo 5 | 1.7264 | 80-100 | 3/4 K | 3 tpi 2/3 K | 1,4/2 K | 0,75/1,25 K | |
| | 21 NiCrMo 2 | 1.6523 | 70-90 | 3/4 K | 3 tpi 2/3 K | 1,4/2 K | 0,75/1,25 K | |
| Nitrate steels | 34 CrAlNi 7 | 1.8550 | 45-60 | 3/4 K | 3 tpi 2/3 K | 1,4/2 K | 0,75/1,25 K | |
| | 34 CrAlMo 5 | 1.8507 | 45-60 | 3/4 K | 3 tpi 2/3 K | 1,4/2 K | 0,75/1,25 K | |
| Free machining steels | 9 S 20 | 1.0711 | 100-160 | 3/4 K | 3 tpi 2/3 K | 1,4/2 K | 0,75/1,25 K | |
| Heat treatable steels | C 35/45 | 1.0501/1.0503 | 90-120 | 3/4 K | 3 tpi 2/3 K | 1,4/2 K | 0,75/1,25 K | |
| | 42 CrMo 4 | 1.7225 | 70-90 | 3/4 K | 3 tpi 2/3 K | 1,4/2 K | 0,75/1,25 K | |
| | 34 CrNiMo 6 | 1.6582 | 70-90 | 3/4 K | 3 tpi 2/3 K | 1,4/2 K | 0,75/1,25 K | |
| Ball bearing steels | 100 Cr 6 | 1.3505 | 70-90 | 3/4 K | 3 tpi 2/3 K | 1,4/2 K | 0,75/1,25 K | |
| | 100 CrMo 7 3 | 1.3536 | 65-85 | 3/4 K | 3 tpi 2/3 K | 1,4/2 K | 0,75/1,25 K | |
| Spring steels | 65 Si 7 | 1.5028 | 65-85 | 3/4 K | 3 tpi 2/3 K | 1,4/2 K | 0,75/1,25 K | |
| | 50 CrV 4 | 1.8159 | 65-85 | 3/4 K | 3 tpi 2/3 K | 1,4/2 K | 0,75/1,25 K | |
| Unalloyed tool steels | C 125 W | 1.1663 | 65-80 | 3/4 K | 3 tpi 2/3 K | 1,4/2 K | 0,75/1,25 K | |
| | C 80 W 1 | 1.1525 | 70-85 | 3/4 K | 3 tpi 2/3 K | 1,4/2 K | 0,75/1,25 K | |
| Cold-work tool steels | 125 Cr 1 | 1.2002 | 65-80 | 3/4 K | 3 tpi 2/3 K | 1,4/2 K | 0,75/1,25 K | |
| | X 210 Cr 12 | 1.2080 | 40-50 | 3/4 K | 3 tpi 2/3 K | 1,4/2 K | 0,75/1,25 K | |
| | X 155 CrWMo 12 1 | 1.2379 | 40-50 | 3/4 K | 3 tpi 2/3 K | 1,4/2 K | 0,75/1,25 K | |
| | 90 MnCrV 8 | 1.2842 | 45-55 | 3/4 K | 3 tpi 2/3 K | 1,4/2 K | 0,75/1,25 K | |
| Hot-work tool steels | 40 CrMnMo 7 | 1.2311 | 70-90 | 3/4 K | 3 tpi 2/3 K | 1,4/2 K | 0,75/1,25 K | |
| | X 40 CrMoV 5 1 | 1.2344 | 60-80 | 3/4 K | 3 tpi 2/3 K | 1,4/2 K | 0,75/1,25 K | |
| | 56 NiCrMoV 7 | 1.2714 | 50-70 | 3/4 K | 3 tpi 2/3 K | 1,4/2 K | 0,75/1,25 K | |
| | 40 CrMnNiMo 8 6 4 | 1.2738 | 35-50 | 3/4 K | 3 tpi 2/3 K | 1,4/2 K | 0,75/1,25 K | |
| High speed steels | S 6-5-2 | 1.3343 | 50-60 | 3/4 K | 3 tpi 2/3 K | 1,4/2 K | 0,75/1,25 K | |
| | S 3-3-2 | 1.3333 | 55-65 | 3/4 K | 3 tpi 2/3 K | 1,4/2 K | 0,75/1,25 K | |
| | S 2-10-1-8 | 1.3247 | 45-60 | 3/4 K | 3 tpi 2/3 K | 1,4/2 K | 0,75/1,25 K | |
| | S 10-4-3-10 | 1.3207 | 45-60 | 3/4 K | 3 tpi 2/3 K | 1,4/2 K | 0,75/1,25 K | |
| | S 18-0-1 | 1.3355 | 45-60 | 3/4 K | 3 tpi 2/3 K | 1,4/2 K | 0,75/1,25 K | |
| Stainless steels | X 5 CrNi 18 10 | 1.4301 | 70-80 | 3/4 K | 3 tpi 2/3 K | 1,4/2 K | 0,75/1,25 K | |
| | X 6CrNiMoTi 17 12 2 | 1.4571 | 65-75 | 3/4 K | 3 tpi 2/3 K | 1,4/2 K | 0,75/1,25 K | |
| | X 20 Cr 13 | 1.4021 | 80-100 | 3/4 K | 3 tpi 2/3 K | 1,4/2 K | 0,75/1,25 K | |
| Valve steels | X 45 CrSi 9 3 | 1.4718 | 50-60 | 3/4 K | 3 tpi 2/3 K | 1,4/2 K | 0,75/1,25 K | |
| | X 45 CrNiW 18 9 | 1.4873 | 40-50 | 3/4 K | 3 tpi 2/3 K | 1,4/2 K | 0,75/1,25 K | |
| High temperature steels | X 12 CrCoNi 21 20 | 1.4971 | 30-40 | 3/4 K | 3 tpi 2/3 K | 1,4/2 K | 0,75/1,25 K | |
| | X 20 CrMoWV 12 1 | 1.4935 | 80-100 | 3/4 K | 3 tpi 2/3 K | 1,4/2 K | 0,75/1,25 K | |
| Heat resistant steels | X 15 CrNiSi 25 20 | 1.4841 | 30-40 | 3/4 K | 3 tpi 2/3 K | 1,4/2 K | 0,75/1,25 K | |
| | X 12 NiCrSi 36 16 | 1.4864 | 30-40 | 3/4 K | 3 tpi 2/3 K | 1,4/2 K | 0,75/1,25 K | |
| Special alloys | NiCr 19 NbMo | 2.4668 | 20-30 | 3/4 K | 3 tpi 2/3 K | 1,4/2 K | 0,75/1,25 K | |
| | NiMo 30 | 2.4810 | 22-35 | 3/4 K | 3 tpi 2/3 K | 1,4/2 K | 0,75/1,25 K | |
| | NiCr 13 Mo 6 Ti 3 | 2.4662 | 20-30 | 3/4 K | 3 tpi 2/3 K | 1,4/2 K | 0,75/1,25 K | |
| | NiCo 20 Cr 20 MoTi | 2.4650 | 22-35 | 3/4 K | 3 tpi 2/3 K | 1,4/2 K | 0,75/1,25 K | |
| | X 8 CrNiAlTi 20 20 | 1.4847 | 22-35 | 3/4 K | 3 tpi 2/3 K | 1,4/2 K | 0,75/1,25 K | |
| Heat treated steels | 1000 - 1200 N/mm ² | | 35-50 | 3/4 K | 3 tpi 2/3 K | 1,4/2 K | 0,75/1,25 K | |
| | 1200 - 1400 N/mm ² | | 30-45 | 3/4 K | 3 tpi 2/3 K | 1,4/2 K | 0,75/1,25 K | |
| | 1400 - 1600 N/mm ² | | 25-35 | 3/4 K | 3 tpi 2/3 K | 1,4/2 K | 0,75/1,25 K | |
| Hardened steels | 50 HRC | | 15-20 | 3/4 K | 3 tpi 2/3 K | 1,4/2 K | 0,75/1,25 K | |
| | 55 HRC | | 10-15 | 3/4 K | 3 tpi 2/3 K | 1,4/2 K | 0,75/1,25 K | |
| | 60 HRC | | 8-12 | 3/4 K | 3 tpi 2/3 K | 1,4/2 K | 0,75/1,25 K | |
| Steel castings | GS-38 | 1.0420 | 70-100 | 3/4 K | 3 tpi 2/3 K | 1,4/2 K | 0,75/1,25 K | |
| | GS-60 | 1.0558 | 60-85 | 3/4 K | 3 tpi 2/3 K | 1,4/2 K | 0,75/1,25 K | |
| Cast irons | GG-30 | 0.6030 | 60-80 | 3/4 K | 3 tpi 2/3 K | 1,4/2 K | 0,75/1,25 K | |
| | GGG-50 | 0.7050 | 55-75 | 3/4 K | 3 tpi 2/3 K | 1,4/2 K | 0,75/1,25 K | |

For Carbide Band Saw Blades

for cutting non ferrous metals

| Material group | Material specifications DIN | Material no. | Cutting speed | Recommended tooth pitch | | | | |
|--------------------------------|-----------------------------|--------------|---------------|-------------------------|--------------|--------------|---------------|--|
| | | | | Material dimensions | | | | |
| | | | V_c (m/min) | 75 - 140 mm | 100 - 350 mm | 300 - 550 mm | ≥ 540 mm | |
| Aluminium and aluminium alloys | Al 99,5 | 3.0255 | up to 3000 | 3/4 K | 3 tpi 2/3 K | 1,4/2 K | 0,75/1,25 K | |
| | AlMg 1 | 3.3315 | up to 3000 | 3/4 K | 3 tpi 2/3 K | 1,4/2 K | 0,75/1,25 K | |
| | AlMg 3 | 3.3535 | up to 3000 | 3/4 K | 3 tpi 2/3 K | 1,4/2 K | 0,75/1,25 K | |
| | AlMg 4.5Mn | 3.3547 | up to 3000 | 3/4 K | 3 tpi 2/3 K | 1,4/2 K | 0,75/1,25 K | |
| | AlMgSi 1 | 3.2315 | up to 3000 | 3/4 K | 3 tpi 2/3 K | 1,4/2 K | 0,75/1,25 K | |
| Copper | KE-Cu | 2.0050 | 100-200 | 3/4 K | 3 tpi 2/3 K | 1,4/2 K | 0,75/1,25 K | |
| | E-Cu | 2.0060 | 100-200 | 3/4 K | 3 tpi 2/3 K | 1,4/2 K | 0,75/1,25 K | |
| Brass (copper-zinc alloys) | CuZn 39 Pb 3 | 2.0401 | 150-250 | 3/4 K | 3 tpi 2/3 K | 1,4/2 K | 0,75/1,25 K | |
| | VuZn 31 Si | 2.0230 | 150-250 | 3/4 K | 3 tpi 2/3 K | 1,4/2 K | 0,75/1,25 K | |
| Bronze | CuSn 6 | 2.1020 | 90-130 | 3/4 K | 3 tpi 2/3 K | 1,4/2 K | 0,75/1,25 K | |
| Red brass | CuSn 5 ZnPb | 2.1096 | 90-130 | 3/4 K | 3 tpi 2/3 K | 1,4/2 K | 0,75/1,25 K | |
| | CuSn 10 Zn | 2.1086 | 90-130 | 3/4 K | 3 tpi 2/3 K | 1,4/2 K | 0,75/1,25 K | |
| Aluminium-bronze | CuAl 8 | 2.0920 | 60-80 | 3/4 K | 3 tpi 2/3 K | 1,4/2 K | 0,75/1,25 K | |
| | CuAl 8 Fe 38 | 2.0920.60 | 52-65 | 3/4 K | 3 tpi 2/3 K | 1,4/2 K | 0,75/1,25 K | |
| | CuAl 10 Ni 5 Fe 4 | 2.0966 | 50-70 | 3/4 K | 3 tpi 2/3 K | 1,4/2 K | 0,75/1,25 K | |
| Titanium and titanium alloys | Ti Grade 1 | 3.7025 | 80-100 | 3/4 K | 3 tpi 2/3 K | 1,4/2 K | 0,75/1,25 K | |
| | TiAl 6 V 4 | 3.7164 | 60-90 | 3/4 K | 3 tpi 2/3 K | 1,4/2 K | 0,75/1,25 K | |

Head office



Arntz

GmbH + Co. KG
Lennepstraße 35
42855 Remscheid
GERMANY

Phone +49(0)2191.9986 - 01
Fax +49(0)2191.9986 - 199
info@arntz.de
www.arntz.de



Arntz

Sägetechnik GmbH
Industriering 17
04626 Schmölln
GERMANY

Phone +49(0)34491.353 - 0
Fax +49(0)34491.353 - 50

sln@arntz.de
www.arntz.de



Arntz

Nederland B.V.
Televisieweg 35
1322 AJ Almere
NETHERLANDS

Phone +31(0)36.5365483
Fax +31(0)36.5364558

info@arntz-nl.com
www.arntz-nl.com



Arntz

320 International Circle
Summerville, SC 29483
USA

Phone +1 843.873 - 7850
Fax +1 843.873 - 7890
Toll-free +1 800.845 - 3816

sales@arntz-usa.com
www.arntz.us



www.arntz.de

