

2016



# MEASURING INSTRUMENTS

CATALOG NO. US20



ALL PRODUCTS IN THIS CATALOG ARE STOCKED AND AVAILABLE FROM INSIZE IN GEORGIA

Please see our full line in catalog no. 301 or visit us at [www.insizeus.com](http://www.insizeus.com)

## ELECTRONIC WATERPROOF CALIPER

- IP67 dust/waterproof
- Resolution: .0005"/0.01mm
- Button function: zero, on/off, inch/mm, ABS/REL, hold
- Battery CR2032
- Made of stainless steel



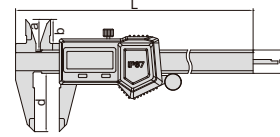
ATTENTION: IT IS NECESSARY TO SET ZERO AFTER POWER ON EACH TIME

ATTENTION: NO DATA OUTPUT

IP67 WATERPROOF

Part No.	Range	Accuracy	L	a	b	c	d	Price (\$)
1118-150B*	0-6"/0-150mm	±.0012"	9.291"	.827"	.630"	.630"	1.575"	164.70
1118-200B*	0-8"/0-200mm	±.0012"	11.260"	.945"	.748"	.630"	1.969"	252.40
1118-300B*	0-12"/0-300mm	±.0012"	15.748"	.984"	.807"	.669"	2.362"	303.90

\*Supplied with manufacturer inspection certificate traceable to NIST USA



## ELECTRONIC CALIPER

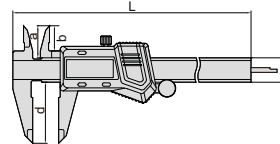
- Zinc alloy house for electronic unit
- Resolution: .0005"/0.01mm
- Buttons: zero, on/off, inch/mm
- Automatic power off, move the digital unit to turn on power
- Battery CR2032
- Made of stainless steel

Part No.	Range	Accuracy	L	a	b	c	d	Price (\$)
1114-150A*	0-6"/0-150mm	±.0012"	9.291"	.827"	.630"	.630"	1.575"	79.20
1114-200A*	0-8"/0-200mm	±.0012"	11.260"	.945"	.748"	.630"	1.969"	107.80
1114-300A*	0-12"/0-300mm	±.0012"	15.748"	.984"	.807"	.669"	2.362"	160.60

\*Supplied with manufacturer inspection certificate traceable to NIST USA



ATTENTION: NO DATA OUTPUT



## ELECTRONIC CALIPER (HIGH PRECISION)

- Absolute system
- Resolution: .0005"/0.01mm
- Buttons: inch/mm, ABS/REL, on/off, origin set
- Battery CR2032, automatic power off
- After automatic power off, move the digital unit to turn on power
- Data output
- Made of stainless steel
- Optional accessory: data output cable



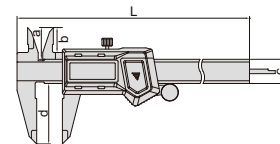
HIGH PRECISION

ABSOLUTE SYSTEM

DATA OUTPUT

Part No.	Range	Accuracy	L	a	b	c	d	Price (\$)
1103-150*	0-6"/0-150mm	±.0008"	9.213"	.827"	.650"	.630"	1.575"	114.50
1103-200*	0-8"/0-200mm	±.0008"	11.260"	.945"	.748"	.630"	1.969"	144.50
1103-300*	0-12"/0-300mm	±.0012"	15.354"	1.024"	.846"	.630"	2.362"	187.90

\*Supplied with manufacturer inspection certificate traceable to NIST USA




## ELECTRONIC CALIPER (FRACTION READING)

- Resolution: 0.01mm, .0005", 1/128"
- Buttons: unit (mm/in/fraction), ABS, on/off, zero
- Absolute and incremental measurement
- Battery CR2032, automatic power off
- Data output
- Made of stainless steel

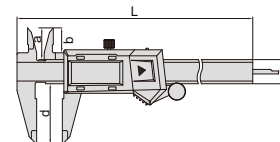


ATTENTION: NO DATA OUTPUT



Part No.	Range	Accuracy	L	a	b	c	d	Price (\$)
1102-150*	0-6"/0-150mm	±.0012"	9.213"	.827"	.650"	.630"	1.575"	83.90
1102-200*	0-8"/0-200mm	±.0012"	11.260"	.945"	.748"	.630"	1.969"	115.50
1102-300*	0-12"/0-300mm	±.0012"	15.354"	1.024"	.846"	.630"	2.362"	148.90

\*Supplied with manufacturer inspection certificate traceable to NIST USA



## ELECTRONIC CALIPER (STANDARD MODEL)

- Resolution: .0005"/0.01mm
- Buttons: on/off, zero, inch/mm
- Automatic power off, move the digital unit to turn on power
- Battery CR2032, data output, made of stainless steel
- Optional accessory: data output cable

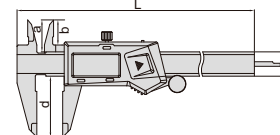


INSIZE ISO17025 CERTIFICATE AVAILABLE AT EXTRA CHARGE (REFER TO BACK COVER)

DATA OUTPUT

Part No.	Range	Accuracy	L	a	b	c	d	Price (\$)
1108-150*	0-6"/0-150mm	±.0012"	9.291"	.827"	.630"	.630"	1.575"	54.10
1108-200*	0-8"/0-200mm	±.0012"	11.260"	.945"	.748"	.630"	1.969"	80.00
1108-300*	0-12"/0-300mm	±.0012"	15.748"	.984"	.807"	.669"	2.362"	119.90

\*Supplied with manufacturer inspection certificate traceable to NIST USA



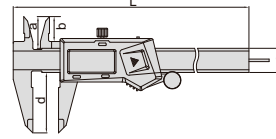
## ELECTRONIC CALIPER WITH ROUND DEPTH BAR

- Resolution: .0005"/0.01mm
- Buttons: on/off, zero, inch/mm
- Automatic power off, move the digital unit to turn on power
- Battery CR2032
- Data output
- Made of stainless steel
- Optional accessory: data output cable



1119-150

DATA OUTPUT



round depth bar .063" DIA

Part No.	Range	Accuracy	L	a	b	c	d	Price (\$)
1119-150 *	0-6"/0-150mm	±.0012"	9.291"	.827"	.630"	.630"	1.575"	58.80

\*Supplied with manufacturer inspection certificate traceable to NIST USA

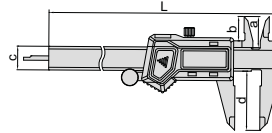
## ELECTRONIC LEFT HAND CALIPER

- Designed for left handers
- Resolution: .0005"/0.01mm
- Buttons: on/off, zero, inch/mm
- Automatic power off, move the digital unit to turn on power
- Battery CR2032
- Data output
- Made of stainless steel
- Optional accessory: data output cable



1130-150

DATA OUTPUT



Part No.	Range	Accuracy	L	a	b	c	d	Price (\$)
1130-150 *	0-6"/0-150mm	±.0012"	9.291"	.827"	.630"	.630"	1.575"	158.40
1130-200 *	0-8"/0-200mm	±.0012"	11.260"	.945"	.748"	.630"	1.969"	187.40
1130-300 *	0-12"/0-300mm	±.0012"	15.748"	.984"	.807"	.669"	2.362"	270.80

\*Supplied with manufacturer inspection certificate traceable to NIST USA

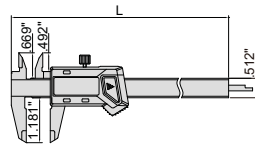
## MINI ELECTRONIC CALIPER

ATTENTION:  
NO DATA OUTPUT



1111-100A

- Resolution: .0005"/0.01mm
- Buttons: zero, inch/mm, on/off
- Automatic power off, move the digital unit to turn on power
- Battery LR44
- Made of stainless steel



Part No.	Range	Accuracy	L	Price (\$)
1111-75A	0-3"/0-75mm	±.0008"	5.669"	56.90
1111-100A	0-4"/0-100mm	±.0008"	6.693"	56.50

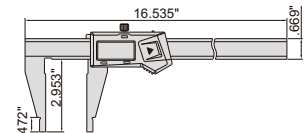
## ELECTRONIC CALIPER

DATA OUTPUT

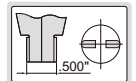


1522-127

- Resolution: .0005"/0.01mm
- Buttons: on/off, zero, inch/mm
- Automatic power off, move the digital unit to turn on power
- Battery CR2032
- Data output
- Made of stainless steel
- Optional accessory: data output cable



Part No.	Range	Accuracy	Price (\$)
1522-127	0-12"/0-300mm	±.0016"	225.50



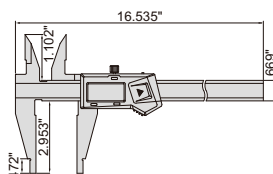
## ELECTRONIC CALIPER

DATA OUTPUT

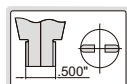


1523-127

- Resolution: .0005"/0.01mm
- Buttons: on/off, zero, inch/mm
- Automatic power off, move the digital unit to turn on power
- Battery CR2032
- Data output
- Made of stainless steel
- Optional accessory: data output cable



Part No.	Range	Accuracy	Price (\$)
1523-127	0-12"/0-300mm	±.0016"	319.40



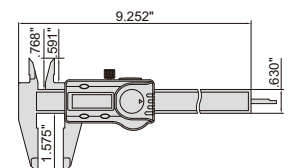
## ELECTRONIC PLASTIC CALIPER

ATTENTION:  
NO DATA OUTPUT



1139-150

- Made of hard plastic, non-magnetic and non-conductive
- Prevent workpieces from scratching by calipers
- Resolution: .0005"/0.01mm
- Buttons: on/off, zero, inch/mm
- Battery CR2032, automatic power off



Part No.	Range	Accuracy	Price (\$)
1139-150	0-6"/0-150mm	±.004"	24.30



## DIAL CALIPER

- Shockproof dial indicator
- Made of stainless steel

SHOCK PROOF

INSIZE MANUFACTURER INSPECTION CERTIFICATE TRACEABLE TO NIST

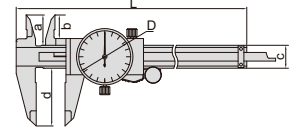


INSIZE ISO17025 CERTIFICATE AVAILABLE AT EXTRA CHARGE (REFER TO BACK COVER)

Dial indicator graduation .001"

Part No.	Range	Accuracy	L	a	b	c	d	D	Price (\$)
1311-6*	0-6"	±.0015"	9.252"	.827"	.650"	.630"	1.575"	1.535" DIA	53.50
1311-8*	0-8"	±.0020"	11.339"	.945"	.748"	.630"	1.890"	1.535" DIA	71.00
1311-12*	0-12"	±.0020"	16.142"	1.102"	.866"	.787"	2.441"	1.752" DIA	124.50

1311-6



\*Supplied with manufacturer inspection certificate traceable to NIST USA

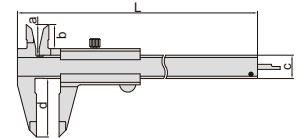
## VERNIER CALIPER

- Graduation: .001"/0.02mm
- Made of stainless steel
- Satin chrome plated reading surface



1205-1502E

Part No.	Range	Accuracy	L	a	b	c	d	Price (\$)
1205-1502E	0-6"/0-150mm	±.0012"	9.252"	.807"	.610"	.630"	1.575"	38.70
1205-2002E	0-8"/0-200mm	±.0012"	11.417"	.925"	.748"	.630"	1.969"	65.10
1205-3002E	0-12"/0-300mm	±.0012"	16.299"	1.083"	.866"	.787"	2.520"	118.30



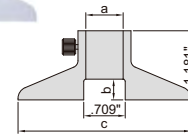
## DEPTH BASE ATTACHMENT

- To increase the stability of depth measurement
- Suitable for digital calipers
- Made of stainless steel



6140

Part No.	a	b	c	Application	Price (\$)
6140	.650"	.354"	2.953"	suitable for digital calipers with beam width (w) .630"	20.50
6140-300	.669"	.394"	4.921"	suitable for digital calipers with beam width (w) .669"	40.28



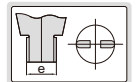
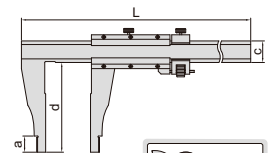
## VERNIER CALIPER

- With fine adjustment
- Made of stainless steel
- Satin chrome plated reading surface



1211-24

Part No.	Range	Graduation	Accuracy	Graduation on Scale	a	c	d	e	L	Price (\$)
1211-24	0-24"/0-600mm	.001"/0.02mm	±.002"	inch on bottom, metric on top	.709"	.945"	3.937"	.800"	30.315"	242.10
1211-40	0-40"/0-1000mm	.001"/0.02mm	±.0031"	inch on bottom, metric on top	.945"	1.26"	5.512"	.800"	47.874"	630.40



## ELECTRONIC CALIPER

DATA OUTPUT

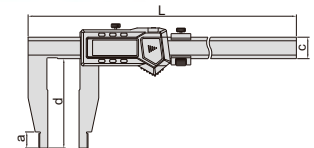
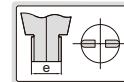
- Resolution: .0005"/0.01mm
- Button function: on/off, zero, inch/mm, ABS, data preset
- Battery CR2032, made of stainless steel
- Data output
- Optional accessory: data output cable



1131-24

Part No.	Range	Accuracy	a	c	d	e	L	Price (\$)
1131-24	0-24"/0-600mm	±.0020"	.709"	.945"	3.937"	.800"	30.315"	634.30
1131-40	0-40"/0-1000mm	±.0031"	.945"	1.220"	5.906"	.800"	48.031"	1428.00

Sizes available up to 80"



## ELECTRONIC CALIPER

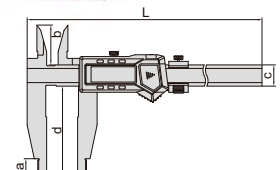
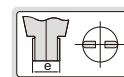
DATA OUTPUT

- Resolution: .0005"/0.01mm
- Button function: on/off, zero, inch/mm, ABS, data preset
- Battery CR2032
- Data output
- Made of stainless steel
- Optional accessory: data output cable



1133-24

Part No.	Range	Accuracy	a	b	c	d	e	L	Price (\$)
1133-24	0-24"/0-600mm	±.0020"	.709"	1.772"	.945"	3.937"	.800"	30.315"	673.70
1133-40	0-40"/0-1000mm	±.0031"	.945"	2.362"	1.220"	5.906"	.800"	48.031"	1420.00

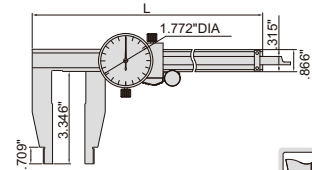


## DIAL CALIPER

- Shockproof dial indicator
- Graduation .001"
- Made of stainless steel

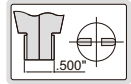


1316-18



SHOCK PROOF

Part No.	Range	Accuracy	L	Price (\$)
1316-18	0-18"	±.0020"	22.835"	307.22
1316-24	0-24"	±.0020"	28.740"	402.29



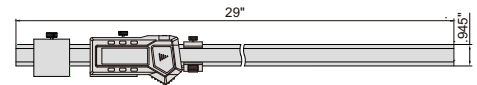

## UNIVERSAL CALIPER PART NO. 1125-600

DATA OUTPUT



1125-600

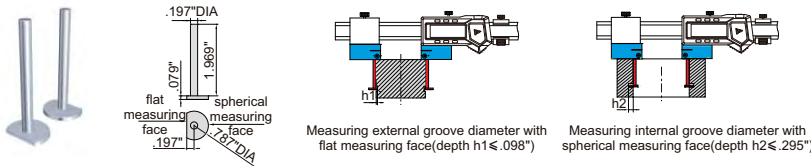
- Buttons: on/off, set, inch/mm, ABS, preset (+, -)
- Automatic power off, move the digital unit to turn on power
- Battery CR2032
- Data output
- Made of stainless steel
- Optional accessory: data output cable



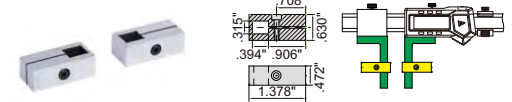
Part No.	Range	Resolution	Accuracy	Price (\$)
1125-600	0-24"/0-600mm	.0005"/0.01mm	±.002"	940.94

\*The range will change according to different points

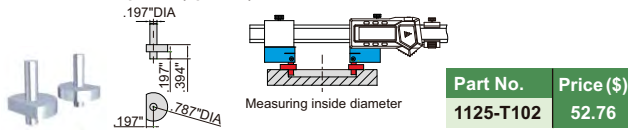
### Half disk points (included)



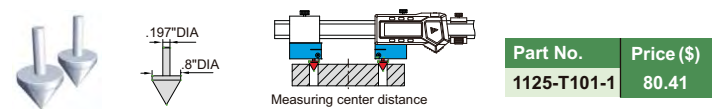
### Depth stop (included)



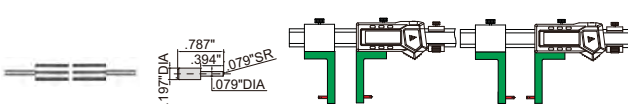
### Round shoulder points (optional)



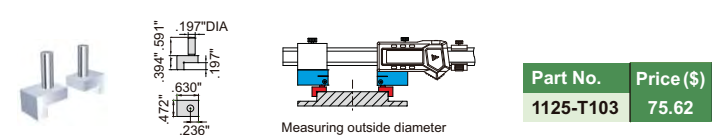
### Conical points (optional)



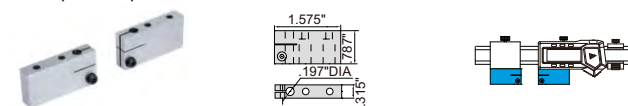
### Spherical points (included)



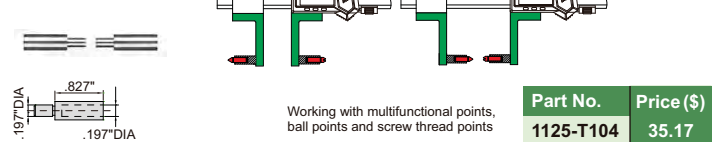
### Flat shoulder points (optional)



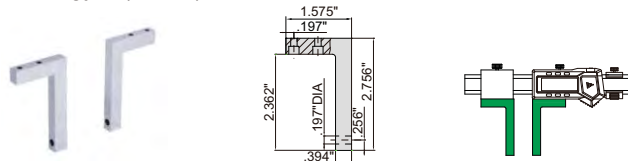
### Stands (included)



### Point sleeve (optional)



### Measuring jaws (included)



### Multifunctional points 7392 (optional)



### Ball points 7391 (optional)



### Screw thread points 7381, 7321 (optional)



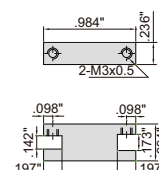
## DEPTH STOP FOR CALIPERS

- Supplied in pairs
- Made of stainless steel
- Suitable for caliper series 1124, 1526, 1520, 1176, 1178, 1120, 1121, 1187 and 1185

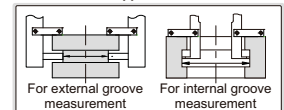


6143

Part No.	Price (\$)
6143	14.94



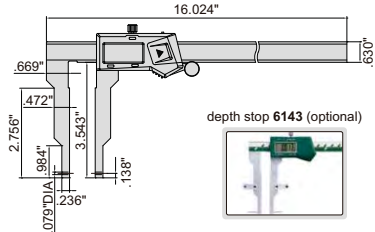
### Application



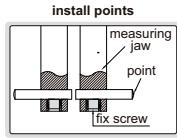
## ELECTRONIC CALIPER WITH INTERCHANGEABLE POINTS PART NO. 1124-300A



1124-300A



depth stop 6143 (optional)




install points

zero setting block for external measurement (included)



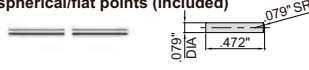
preset buttons




DATA  
OUTPUT

Part No.	Price (\$)
1124-300A	500.30

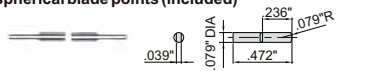
short spherical/flat points (included)



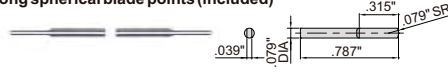
long spherical/flat points (included)



short spherical blade points (included)



long spherical blade points (included)



Multifunctional points 7392 (optional)



Ball points 7391 (optional)



Screw thread points 7381, 7321 (optional)



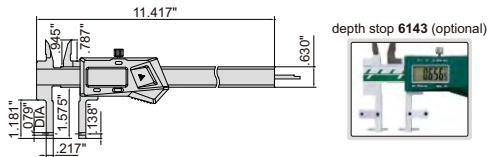
- Supplied with 4 pairs of points and zero setting block for external measurement
- Resolution: .0005"/0.01mm
- Buttons: on/off, set, inch/mm, preset (+, -)
- Automatic power off, move the digital unit to turn on power
- Battery CR2032
- Data output
- Made of stainless steel
- Optional accessory: points (part no. 1526-T101, 7392, 7391, 7381, 7321), depth stop (part no. 6143), data output cable

Point	Range	Accuracy	Application
short spherical/flat points	1-12.7"/24-324mm (internal) 0-11.3"/0-288mm (external)	±.0016"	spherical points for grooves inside hole (small hole) flat points for external grooves
long spherical/flat points	1.5-13.3"/40-340mm (internal) 0-10.7"/0-272mm (external)	±.0016"	spherical points for grooves inside hole (large hole) flat points for external grooves
short spherical blade points	1-12.7"/24-324mm (internal) 0-11.3"/0-288mm (external)	±.0016"	for narrow grooves inside hole (small hole)
long spherical blade points	1.5-13.3"/40-340mm (internal) 0-10.7"/0-272mm (external)	±.0016"	for narrow grooves inside hole (large hole)

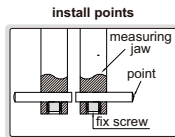
## ELECTRONIC CALIPER WITH INTERCHANGEABLE POINTS PART NO. 1526-200



1526-200



depth stop 6143 (optional)



install points

zero setting block for external measurement (included)



preset buttons



DATA  
OUTPUT

Part No.	Price (\$)
1526-200	367.20

- Supplied with 3 pairs of points and zero setting block for external measurement
- Resolution: .0005"/0.01mm
- Buttons: on/off, set, inch/mm, preset (+, -)
- Automatic power off, move the digital unit to turn on power
- Battery CR2032
- Data output
- Made of stainless steel
- Optional accessory: points (part no. 1526-T101, 7392, 7391, 7381, 7321), depth stop (part no. 6143), data output cable

Point	Range	Accuracy	Application
short spherical points (included)	0.5-8.5"/12-212mm (internal)	±.0012"	for grooves inside small hole
long spherical/flat points (included)	1-8.8"/24-224mm (internal) 0-7.5"/0-187mm (external)	±.0012"	spherical points for grooves inside hole flat points for external grooves
spherical blade points (included)	1-8.8"/24-224mm (internal) 0-7.5"/0-187mm (external)	±.0012"	for narrow grooves inside hole

## ELECTRONIC INSIDE GROOVE CALIPER

- Measure groove diameter
- Resolution: .0005"/0.01mm
- Buttons: on/off, set, inch/mm, preset (+, -)
- Automatic power off, move the digital unit to turn on power
- Battery CR2032
- Data output
- Made of stainless steel
- Optional accessory: depth stop (part no. 6143), data output cable

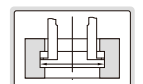
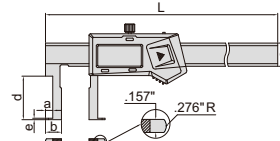

depth stop 6143 (optional)



1120-150AE

DATA  
OUTPUT

preset buttons



Part No.	Range	Accuracy	L	a	b	c	d	e	Price (\$)
1120-150AE	1-6"/25.4-150mm	±.0016"	9.843"	.197"	.5000"	.630"	1.181"	.039"	198.90
1120-200A	1-8"/25-200mm	±.0016"	12.205"	.197"	.4921"	.630"	1.575"	.039"	231.90
1120-300A	1.2-12"/30-300mm	±.0020"	16.142"	.197"	.5906"	.669"	1.969"	.059"	305.90

## ELECTRONIC INSIDE POINT CALIPER

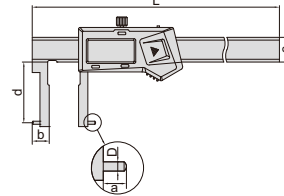
- Measure groove diameter
- Resolution: .0005"/0.01mm
- Buttons: on/off, set, inch/mm, preset (+, -)
- Automatic power off, move the digital unit to turn on power
- Battery CR2032
- Data output
- Made of stainless steel
- Optional accessory: depth stop (part no. 6143), data output cable

depth stop 6143 (optional)

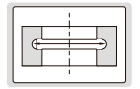


DATA OUTPUT

1121-150A



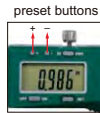
preset buttons



Part No.	Range	Accuracy	L	a	b	c	d	D	Price (\$)
1121-150A	.9-6"/24-150mm	±.0016"	9.843"	.197"	.4724"	.630"	1.181"	.079" DIA	201.40
1121-200A	1-8"/25-200mm	±.0016"	12.205"	.197"	.4921"	.630"	1.575"	.079" DIA	243.00
1121-3001A	2-12"/50-300mm	±.0024"	16.142"	.315"	.9843"	.669"	3.150"	.118" DIA	440.20

## ELECTRONIC INSIDE GROOVE CALIPER

- Measure diameter of grooves inside bores
- Resolution: .0005"/0.01mm
- Buttons: on/off, set, inch/mm, preset (+, -)
- Automatic power off, move the digital unit to turn on power
- Battery CR2032
- Data output
- Made of stainless steel
- Optional accessory: depth stop (part no. 6143), data output cable

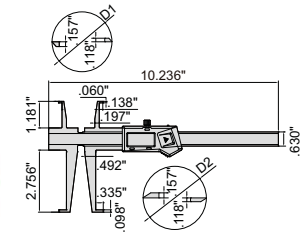


depth stop 6143 (optional)

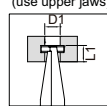


DATA OUTPUT

1176-150

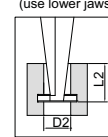


sizes to be measured (use upper jaws)



D1	L1
.354" DIA	<.315"
.394" DIA	<.591"
.433"-6" DIA	<1.181"

sizes to be measured (use lower jaws)



D2	L2	D2	L2
.590" DIA	<.394"	.748" DIA	<1.654"
.630" DIA	<.709"	.787" DIA	<1.969"
.669" DIA	<1.024"	.827" DIA	<2.283"
.709" DIA	<1.339"	.866"-6" DIA	<2.756"

Part No.	Range of upper jaw	Range of lower jaw	Accuracy	Price (\$)
1176-150	.35-6"/9-150mm	.59-6"/15-150mm	±.0016"	277.00

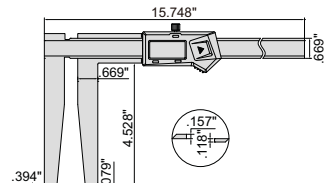
## ELECTRONIC INSIDE GROOVE CALIPER

- Measure diameter of grooves inside bores
- Resolution: .0005"/0.01mm
- Buttons: on/off, set, inch/mm, preset (+, -)
- Automatic power off, move the digital unit to turn on power
- Battery CR2032
- Data output
- Made of stainless steel
- Optional accessory: depth stop (part no. 6143), data output cable



DATA OUTPUT

1178-300



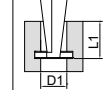
preset buttons



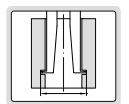
depth stop 6143 (optional)



sizes to be measured



D1	L1
.984" DIA	<1.969"
1.024" DIA	<2.362"
1.063"-12" DIA	<4.331"




Part No.	Range	Accuracy	Price (\$)
1178-300	1.18-12"/25-300mm	±.0020"	385.60

## ELECTRONIC INSIDE GROOVE CALIPER

- Measure diameter of grooves inside small bores
- Resolution: .0005"/0.01mm
- Buttons: on/off, set, inch/mm, preset (+, -)
- Automatic power off, move the digital unit to turn on power
- Battery CR2032
- Data output
- Made of stainless steel
- Optional accessory: depth stop (part no. 6143), data output cable

preset buttons

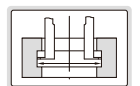
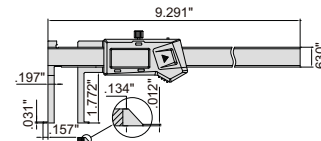


depth stop 6143 (optional)



DATA OUTPUT

1520-150



Part No.	Range	Accuracy	Price (\$)
1520-150	.43-6"/11-150mm	±.0016"	185.80

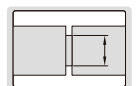
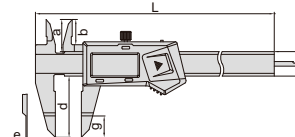
## ELECTRONIC BLADE CALIPER

- The blade jaws fit into small grooves
- Resolution: .0005"/0.01mm
- Buttons: on/off, zero, inch/mm
- Automatic power off, move the digital unit to turn on power
- Battery CR2032
- Data output
- Made of stainless steel
- Optional accessory: data output cable



DATA OUTPUT

1188-150A



Part No.	Range	Accuracy	L	a	b	c	d	e	g	Price (\$)
1188-150A	0-6"/0-150mm	±.0012"	9.291"	.827"	.630"	.630"	1.575"	.030"	.669"	127.50

Sizes available up to 12"



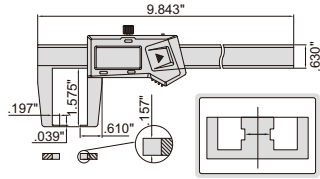
### ELECTRONIC OUTSIDE NECK CALIPER

DATA OUTPUT



1187-150A

- Measure grooves and recesses
- Resolution: .0005"/0.01mm
- Buttons: on/off, zero, inch/mm
- Automatic power off, move the digital unit to turn on power
- Battery CR2032
- Data output
- Made of stainless steel
- Optional accessory: depth stop (part no. 6143), data output cable



depth stop 6143 (optional)



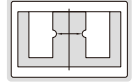
Part No.	Range	Accuracy	Price (\$)
1187-150A	0-6"/0-150mm	±.0016"	147.90

### ELECTRONIC OUTSIDE POINT CALIPER

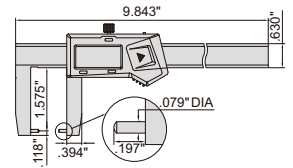
DATA OUTPUT



1185-150A



- Measure wall thickness inside bores and recesses
- Resolution: .0005"/0.01mm
- Buttons: on/off, zero, inch/mm
- Automatic power off, move the digital unit to turn on power
- Battery CR2032
- Data output
- Made of stainless steel
- Optional accessory: depth stop (part no. 6143), data output cable



depth stop 6143 (optional)



Part No.	Range	Accuracy	Price (\$)
1185-150A	0-6"/0-150mm	±.0016"	141.90

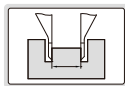
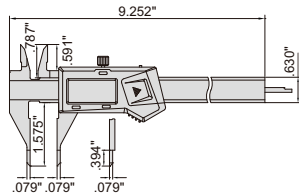
### ELECTRONIC SMALL POINT CALIPER

DATA OUTPUT



1169-150

- Small pointed jaws fit into small grooves and recesses
- Resolution: .0005"/0.01mm
- Buttons: on/off, zero, inch/mm
- Automatic power off, move the digital unit to turn on power
- Battery CR2032
- Data output
- Made of stainless steel
- Optional accessory: data output cable



Part No.	Range	Accuracy	Price (\$)
1169-150	0-6"/0-150mm	±.0012"	121.30

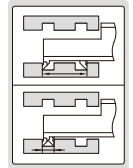
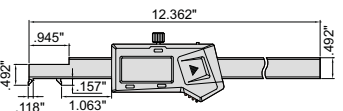
### ELECTRONIC HOOK CALIPER

DATA OUTPUT



1122-200A

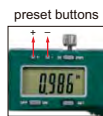
- Measure width of groove inside bores
- Resolution: .0005"/0.01mm
- Buttons: on/off, zero, inch/mm
- Automatic power off, move the digital unit to turn on power
- Battery CR2032
- Data output
- Made of stainless steel
- Optional accessory: data output cable



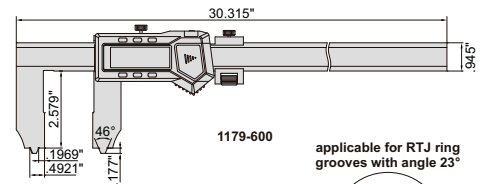
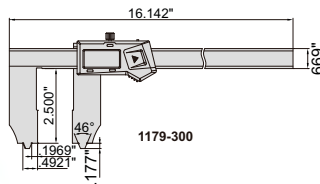
Part No.	Range	Accuracy	Price (\$)
1122-200A	.12-8"/3-200mm	±.0012"	244.60

### ELECTRONIC RTJ RING GROOVE CALIPER

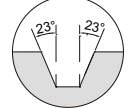
DATA OUTPUT



1179-300

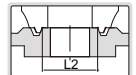
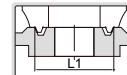


applicable for RTJ ring grooves with angle 23°



measure outside diameter of RTJ ring groove

measure inside diameter of RTJ ring groove



- Measure ring grooves of flange
- Resolution: .0005"/0.01mm
- Button function: on/off, set, zero, inch/mm, data preset
- Battery CR2032
- Data output
- Made of stainless steel
- Optional accessory: data output cable

Part No.	Range (inside diameter of RTJ ring groove)	Range (outside diameter of RTJ ring groove)	Angle of RTJ ring groove	Accuracy	Price (\$)
1179-300	.4-12"/10-300mm	1-12"/25-300mm	23°	±.0024"	467.20
1179-600	.4-24"/10-600mm	1-24"/25-600mm	23°	±.0028"	741.00




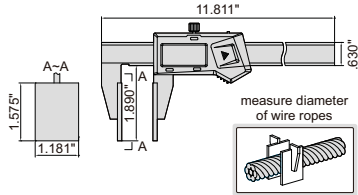
### ELECTRONIC CALIPER WITH LARGE MEASURING FACES

DATA OUTPUT



1172-200

- Measure diameter of wire ropes, and thickness of soft materials like rubber, sponge, etc.
- Resolution: .0005"/0.01mm
- Buttons: on/off, zero, inch/mm
- Automatic power off, move the digital unit to turn on power
- Battery CR2032
- Data output
- Made of stainless steel
- Optional accessory: data output cable



Part No.	Range	Accuracy	Price (\$)
1172-200	0-8"/0-200mm	±.0028"	394.80

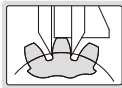
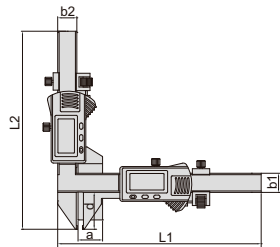
### ELECTRONIC GEAR TOOTH CALIPER

DATA OUTPUT



1181-M25A

- Resolution: .0005"/0.01mm
- Carbide tips
- Buttons: zero, on/off, inch/mm
- Battery LR44
- Data output
- Made of stainless steel
- Optional accessory: data output cable



Part No.	Range	Accuracy	L1	L2	a	b1	b2	d	Price (\$)
1181-M25A	P1-P24	±.0016"	6.693"	6.516"	.827"	.630"	.630"	1.201"	375.50
1181-M50A	P1/2-P5	±.0016"	8.661"	7.480"	1.988"	.630"	.630"	2.165"	444.40

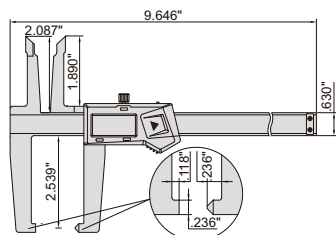
### ELECTRONIC DISK BRAKE AND PAD CALIPER

DATA OUTPUT



1167-150A

- Measure thickness of disk brakes and pad wear
- Resolution: .0005"/0.01mm
- Buttons: on/off, zero, inch/mm
- Automatic power off, move the digital unit to turn on power
- Battery CR2032
- Data output
- Made of stainless steel
- Optional accessory: data output cable



Part No.	Range	Accuracy	Price (\$)
1167-150A	0-6"/0-150mm	±.0028"	200.70

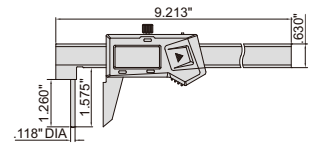
### ELECTRONIC TUBE THICKNESS CALIPER

DATA OUTPUT

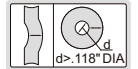


1161-150A

- Measure wall thickness of tubes
- Resolution: .0005"/0.01mm
- Buttons: on/off, zero, inch/mm
- Automatic power off, move the digital unit to turn on power
- Battery CR2032
- Data output
- Made of stainless steel
- Optional accessory: data output cable



Part No.	Range	Accuracy	Price (\$)
1161-150A	0-6"/0-150mm	±.0020"	217.00



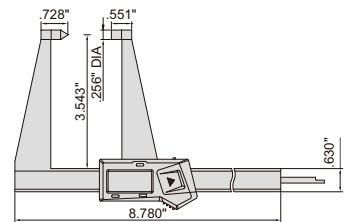
### ELECTRONIC DISK BRAKE CALIPER

DATA OUTPUT



1162-125A

- Measure thickness of disk brakes
- Resolution .0005"/0.01mm
- Buttons: on/off, zero, inch/mm
- Automatic power off, move the digital unit to turn on power
- Battery CR2032
- Data output
- Made of stainless steel
- Optional accessory: data output cable



Part No.	Range	Accuracy	Price (\$)
1162-125A	0-5"/0-125mm	±.0020"	175.20

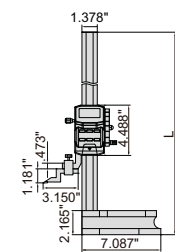
### ELECTRONIC HEIGHT GAGE WITH DRIVING WHEEL

DATA OUTPUT

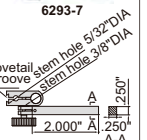


1156-300

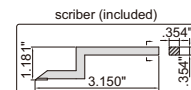
- Resolution: .0005"/0.01mm
- Buttons: on/off, zero, inch/mm, preset +, preset -, hold
- Automatic power off, move the digital unit to turn on power
- Carbide tipped scriber
- Made of stainless steel
- Battery CR2032
- Data output
- Supplied with dust cover
- Optional accessory: data output cable dial test indicator holder (part no. 6293-7)



dial test indicator holder (optional)




supplied with dust cover



Part No.	Range	Accuracy	L	Price (\$)
1156-300	0-12"/0-300mm	±.0012"	20.276"	532.00
1156-600	0-24"/0-600mm	±.0020"	32.867"	788.00

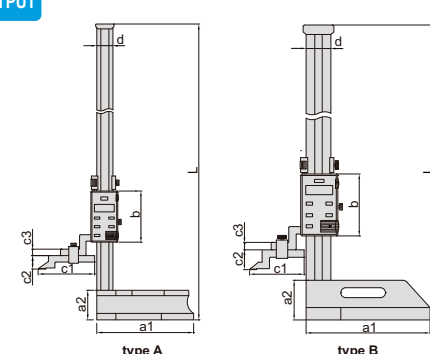


## ELECTRONIC HEIGHT GAGE




**1150-1000E**

**DATA OUTPUT**

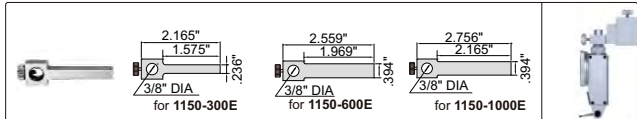


type A      type B

scraper (included)




dial test indicator holder (included)




for 1150-300E      for 1150-600E      for 1150-1000E

supplied with dust cover



- Resolution: .0005"/0.01mm
- Buttons: on/off, zero, inch/mm, ABS/INC, data hold, TOL, set
- ABS/INC is for absolute and incremental measurement
- TOL is for tolerance measurement
- Carbide tipped scriber
- Made of stainless steel (except the base)
- SR44 or LR44 battery
- Data output
- Supplied with dial test indicator holder
- Supplied with dust cover
- Optional accessory: data output cable

data output cable




7301-SPC5

Part No.	Range	Type	Accuracy	L	a1	a2	b	c1	c2	d	Price (\$)
1150-300E	0-12"/0-300mm	A	±.0016"	18.504"	5.315"	1.772"	3.150"	2.992"	.984"	.906"	444.30
1150-600E	0-24"/0-600mm	A	±.0020"	32.283"	7.087"	2.165"	3.740"	4.055"	.984"	1.181"	783.30
1150-1000E	0-40"/0-1000mm	B	±.0028"	50.197"	9.843"	3.150"	4.921"	4.331"	1.535"	1.969"	1558.00

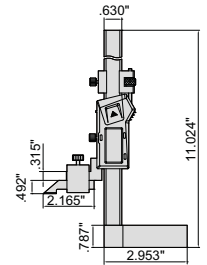
Sizes available up to 80"

## ELECTRONIC HEIGHT GAGE

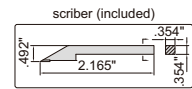


**1154-150**


**DATA OUTPUT**



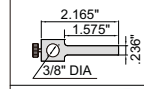
scraper (included)



dial test indicator holder (optional)




7151-CL2




- Resolution: .0005"/0.01mm
- Buttons: on/off, zero, inch/mm
- Automatic power off, move the digital unit to turn on power
- Carbide tipped scriber
- With fine adjustment
- Made of stainless steel
- Battery CR2032
- Data output
- Optional accessory: data output cable, dial test indicator holder (part no. 7151-CL2)

Part No.	Range	Accuracy	Price (\$)
1154-150	0-6"/0-150mm	±.0012"	192.20

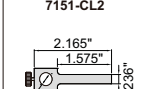
1253-200



dial test indicator holder (optional)



7151-CL2



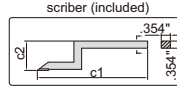
- Graduation: .001"/0.02mm
- Carbide tipped scriber
- Made of stainless steel (except the base)
- Satin chrome plated scale
- Optional accessory: dial test indicator holder (part no. 7151-CL2)

Part No.	Range	Accuracy	Price (\$)
1253-200	0-8"/0-200mm	±.0012"	227.00


## VERNIER HEIGHT GAGE

- Graduation: .001"/0.02mm
- Adjustable main scale to set zero
- Carbide tipped scriber
- Made of stainless steel (except the base)
- Satin chrome plated scale
- Supplied with magnifier
- With fine adjustment
- Supplied with dust cover
- Optional accessory: dial test indicator holder (part no. 6293-7)


scraper (included)



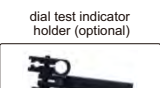
supplied with dust cover



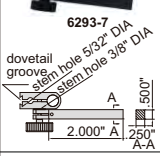
1250-300



dial test indicator holder (optional)



6293-7



Part No.	Range	Accuracy	L	a1	a2	b	c1	c2	d	Price (\$)
1250-300	0-12"/0-300mm	±.0016"	21.457"	5.315"	1.693"	2.953"	3.150"	1.181"	1.102"	312.50
1250-600	0-24"/0-600mm	±.0020"	34.252"	7.087"	2.126"	3.346"	3.150"	1.614"	1.378"	424.60

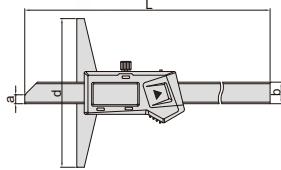
## ELECTRONIC DEPTH GAGE (STANDARD MODEL)

DATA OUTPUT



1141-150A

- Resolution: .0005"/0.01mm
- Buttons: on/off, zero, inch/mm
- Automatic power off, move the digital unit to turn on power
- Battery CR2032
- Data output
- Made of stainless steel
- Optional accessory: data output cable



Part No.	Range	Accuracy	L	a	b	d	Price (\$)
1141-150A	0-6"/0-150mm	±.0012"	9.055"	.236"	.571"	3.937"	84.90
1141-200A	0-8"/0-200mm	±.0012"	11.024"	.236"	.571"	3.937"	105.50
1141-300A	0-12"/0-300mm	±.0012"	14.961"	.236"	.571"	5.906"	248.70
1141-500A	0-20"/0-500mm	±.0020"	23.031"	.276"	.591"	5.906"	389.70

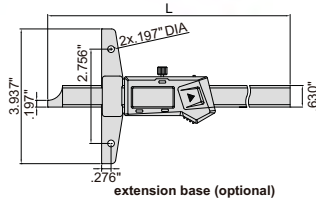
## ELECTRONIC DEPTH GAGE WITH MOUNTING HOLES FOR EXTENSION BASE

DATA OUTPUT



1147-300

- Resolution: .0005"/0.01mm
- Buttons: on/off, zero, inch/mm
- Automatic power off, move the digital unit to turn on power
- Battery CR2032
- Data output
- Made of stainless steel
- Optional accessory: data output cable, extension base (part no. 6141)



Part No.	Range	Accuracy	L	Price (\$)
1147-150	0-6"/0-150mm	±.0012"	9.331"	124.90
1147-200	0-8"/0-200mm	±.0012"	11.299"	156.75
1147-300	0-12"/0-300mm	±.0012"	15.866"	339.90

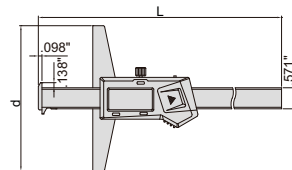
## ELECTRONIC DOUBLE HOOK DEPTH GAGE

DATA OUTPUT



1144-150A

- Resolution: .0005"/0.01mm
- Buttons: on/off, zero, inch/mm
- Automatic power off, move the digital unit to turn on power
- Battery CR2032
- Data output
- Made of stainless steel
- Optional accessory: data output cable



Part No.	Range	Accuracy	L	d	Price (\$)
1144-150A	0-6"/0-150mm	±.0012"	9.173"	3.937"	113.20
1144-200A	0-8"/0-200mm	±.0012"	11.142"	3.937"	134.90
1144-300A	0-12"/0-300mm	±.0012"	15.079"	5.906"	292.10

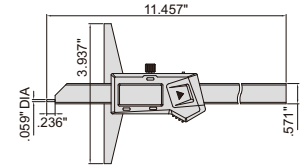
## ELECTRONIC POINT DEPTH GAGE

DATA OUTPUT



1143-200A

- Resolution: .0005"/0.01mm
- Buttons: on/off, zero, inch/mm
- Automatic power off, move the digital unit to turn on power
- Battery CR2032
- Data output
- Made of stainless steel
- Optional accessory: data output cable



Part No.	Range	Accuracy	Price (\$)
1143-200A	0-8"/0-200mm	±.0012"	180.90

## ELECTRONIC DEPTH GAGE WITH ROUND DEPTH BAR

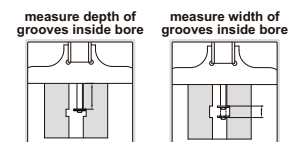
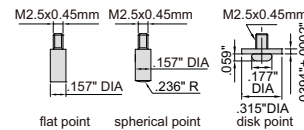
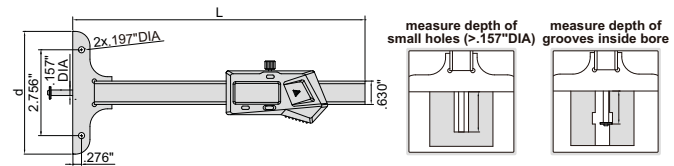
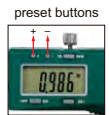
MEASURE WIDTH AND DEPTH OF GROOVES INSIDE BORE

DATA OUTPUT

MEASURE DEPTH OF SMALL HOLES (>.157" DIA)



1148-200



- Resolution: .0005"/0.01mm
- Supplied with three interchangeable points (flat, spherical, disk)
- Buttons: on/off, set, inch/mm, preset (+, -)
- Automatic power off, move the digital unit to turn on power
- Battery CR2032
- Data output
- Made of stainless steel
- Optional accessory: data output cable, disk points (see below table), extension base (part no. 6141, for 1148-200)



Part No.	Point Type	Accuracy	L	d
1148-P101	.059" DIA disk point	±.0002"	.315" DIA	.0197" ±.0002"
1148-P102	.177" DIA disk point	±.0002"	.315" DIA	.0276" ±.0002"
1148-P103	.315" DIA disk point	±.0002"	.315" DIA	.0394" ±.0002"
1148-P104	.157" DIA disk point	±.0002"	.315" DIA	.0197" ±.0002"

Part No.	Range	Accuracy	L	d	Remark	Price (\$)
1148-100	0-4"/0-100mm	±.0008"	7.874"	3.346"		263.80
1148-200	0-8"/0-200mm	±.0012"	11.811"	3.976"	with mounting holes for extension base	322.00

\*When disk points are used, the range is reduced by .394"

### OPTIONAL DISK POINTS

Part No.	Description	Remark
1148-P101	.0197" disk point	for narrow grooves
1148-P102	.0276" disk point	for narrow grooves
1148-P103	.0394" disk point	for grooves inside blind hole
1148-P104	.0197" disk point	for grooves inside blind hole





### EXTENSION BASE

**6141-260**

- Supplied with two screws
- Made of stainless steel
- Suitable for electronic depth gage series 1147

Part No.	Length	Price (\$)
6141-180	7.087"	28.70
6141-260	10.236"	41.10
6141-320	12.598"	53.40

### DIAL DEPTH GAGE

**2341-E1**

- Stainless steel base
- Supplied with pointed tip and ball tip

Part No.	Range	Dial indicator stroke	Dial indicator graduation	Accuracy	Price (\$)
2341-E1	0-1.2"	.5"	.001"	±.002"	78.80

### ELECTRONIC DEPTH GAGE

**1145-25A**

- Measure depth of small groove and hole, also measure depth of fire tread
- Resolution: .0005"/0.01mm
- Buttons: on/off, zero, inch/mm
- Supplied with zero set surface
- Automatic power off, move the digital unit to turn on power
- Battery CR2032
- Data output
- Made of stainless steel
- Optional accessory: data output cable

**DATA OUTPUT**

Part No.	Range	Accuracy	Price (\$)
1145-25A	0-1"/0-25mm	±.0012"	87.00

### DIAL DEPTH GAGE

**2341-2E1**

**2341-2E2**

- Dial indicator graduation: .001"
- Accuracy: ±.002"
- Stainless steel base
- Extension rods: 1" (1pc), 2" (1pc), 3" (1pc), 4" (2pcs)
- Supplied with pointed tip and ball tip

Part No.	Range	Dial indicator stroke	Base	Price (\$)
2341-2E1	0-12"	1"	2.480x.669"	134.50
2341-2E2	0-12"	1"	3.996x.669"	155.80

### ELECTRONIC DEPTH GAGE

**2141-201A**

**2141-202A**

- Digital indicator stroke: .5"/12.7mm
- Digital indicator resolution: .0005"/0.01mm
- Button function: on/off, zero, mm/inch, ABS, data preset, change measuring direction
- CR2032 battery, automatic power off
- Data output, stainless steel base
- Supplied with pointed tip and ball tip
- Optional accessory: data output cable

**DATA OUTPUT**

Part No.	Range	Accuracy	Base	Price (\$)
2141-201A	0-12"/0-300mm	±.0008"	2.480x.669"	214.60
2141-202A	0-12"/0-300mm	±.0008"	3.996x.669"	252.50

### DEPTH MICROMETER

**3241-4**

- Graduation: .001"
- Micrometer head accuracy: ±.00012"
- Rod accuracy: ±[.001+.0005(L/3)]", L is the measuring range in inch
- Rods with flat end
- Ratchet stop

**Base: H x W = 3.996 x .669"**

Part No.	Range	Rods	Price (\$)
3241-1	0-1"	1pc	91.80
3241-2	0-2"	2pcs	120.00
3241-4	0-4"	4pcs	148.50
3241-6	0-6"	6pcs	180.90
3241-12	0-12"	12pcs	290.70

**Base: H x W = 2.480 x .669"**

Part No.	Range	Rods	Price (\$)
3241-B4	0-4"	4pcs	147.10

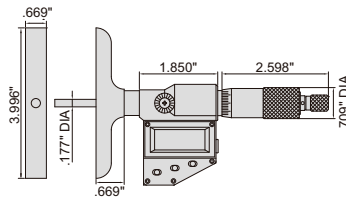
## ELECTRONIC DEPTH MICROMETER

**IP54**  
WATERPROOF

**DATA**  
OUTPUT

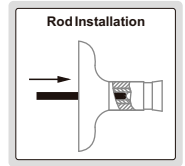


3540-150E



- Resolution: .00005"/0.001mm
- Micrometer head accuracy:  $\pm .00012"$
- Rod accuracy:  $\pm [.001 + .0005(L/3)]"$ , L is the measuring range in inch
- Button function: on/off, set, inch/mm, ABS/INC, data output
- IP54 dust/waterproof
- Data output
- LR44 battery, automatic power off
- Rods with flat end
- Ratchet stop
- Optional accessory: data output cable

Part No.	Range	Rods	Price (\$)
3540-150E	0-6"/0-150mm	6pcs	459.40
3540-300E	0-12"/0-300mm	12pcs	573.80



## ELECTRONIC OUTSIDE MICROMETER


**INSIZE**  
MANUFACTURER  
INSPECTION CERTIFICATE  
TRACEABLE TO NIST

**DATA**  
OUTPUT

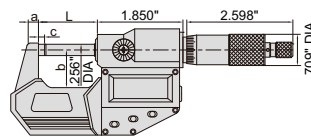
**IP65**  
WATERPROOF



3101-25E



- Resolution: .00005"/0.001mm
- IP65 dust/waterproof
- Button function: on/off, set, inch/mm, ABS/INC, data output
- Data output
- LR44 battery, automatic power off
- Carbide measuring faces
- Ratchet stop
- Supplied with spherical anvil
- Setting standards are included (except 0-1"/0-25mm)
- Optional accessory: data output cable



Part No.	Range	Accuracy	L	a	b	c	Price (\$)
3101-25E*	0-1"/0-25mm	$\pm .00008"$	1.280"	.236"	.945"	.118"	169.00
3101-50E*	1-2"/25-50mm	$\pm .00008"$	2.264"	.315"	1.260"	.118"	207.90
3101-75E*	2-3"/50-75mm	$\pm .00012"$	3.248"	.315"	1.752"	.118"	232.40
3101-100E*	3-4"/75-100mm	$\pm .00012"$	4.232"	.315"	2.244"	.118"	252.20

\*Supplied with manufacturer inspection certificate traceable to NIST USA  
-Sizes available up to 12"

## ELECTRONIC OUTSIDE MICROMETER

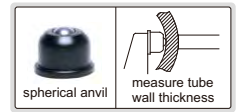
**INSIZE**  
MANUFACTURER  
INSPECTION CERTIFICATE  
TRACEABLE TO NIST

**ATTENTION:**  
NO DATA OUTPUT

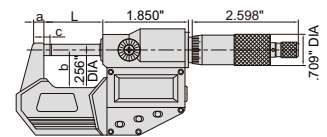
**IP54**  
WATERPROOF



3108-1



- Resolution: .00005"
- IP54 dust/waterproof
- Button function: on/off, set, ABS/INC
- Without data output
- LR44 battery, automatic power off
- Carbide measuring faces
- Ratchet stop
- Supplied with spherical anvil
- Setting standards are included (except 0-1")



Part No.	Range	Accuracy	L	a	b	c	Price (\$)
3108-1*	0-1"	$\pm .00008"$	1.280"	.236"	.945"	.118"	129.90
3108-2*	1-2"	$\pm .00008"$	2.264"	.315"	1.260"	.118"	172.40
3108-3*	2-3"	$\pm .00012"$	3.248"	.315"	1.752"	.118"	197.60
3108-4*	3-4"	$\pm .00012"$	4.232"	.315"	2.244"	.118"	216.60

\*Supplied with manufacturer inspection certificate traceable to NIST USA  
-Sizes available up to 8"

## ELECTRONIC OUTSIDE MICROMETER

**INSIZE**  
MANUFACTURER  
INSPECTION CERTIFICATE  
TRACEABLE TO NIST

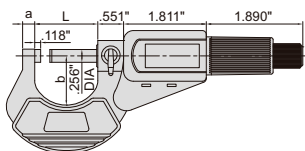
**ATTENTION:**  
NO DATA OUTPUT



3109-25E



- Resolution: .00005"/0.001mm
- Button functions: on/off, set, inch/mm, ABS/INC
- No data output
- LR44 battery, automatic power off
- Carbide measuring faces
- Friction thimble
- Supplied with spherical anvil
- Setting standards are included (except 0-1"/0-25mm)



Part No.	Range	Accuracy	L	a	b	Price (\$)
3109-25E*	0-1"/0-25mm	$\pm .00010"$	1.260"	.236"	1.083"	99.90
3109-50E*	1-2"/25-50mm	$\pm .00015"$	2.244"	.315"	1.457"	119.90
3109-75E*	2-3"/50-75mm	$\pm .00015"$	3.228"	.315"	1.969"	147.00
3109-100E*	3-4"/75-100mm	$\pm .00015"$	4.213"	.394"	2.402"	160.00

\*Supplied with manufacturer inspection certificate traceable to NIST USA

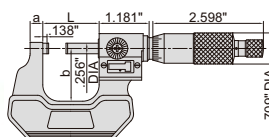
## OUTSIDE MICROMETER WITH COUNTER

**INSIZE**  
MANUFACTURER  
INSPECTION CERTIFICATE  
TRACEABLE TO NIST

- Counter resolution: .001"
- Thimble graduation: .0001"
- Carbide measuring faces, ratchet stop
- Supplied with setting standards (except 0-1")



3400-1



Part No.	Range	Accuracy	L	a	b	Price (\$)
3400-1*	0-1"	.00016"	1.260"	.236"	1.024"	57.20
3400-2*	1-2"	.00016"	2.244"	.315"	1.260"	64.30

\*Supplied with manufacturer inspection certificate traceable to NIST USA  
-Sizes available up to 4"

## OUTSIDE MICROMETER

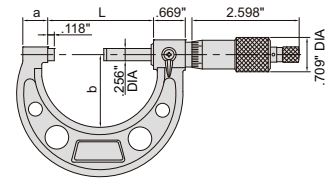


3203-2A

- Graduation: .0001"
- Ratchet stop
- Carbide measuring faces
- Supplied with setting standards (except 0-1")



3203-66A



### Set

Part No.	Range	Micrometers Included	Price (\$)
3203-33A*	0-3"	3203-1A, 3203-2A, 3203-3A	101.80
3203-44A*	0-4"	3203-1A, 3203-2A, 3203-3A, 3203-4A	149.50
3203-66A*	0-6"	3203-1A, 3203-2A, 3203-3A, 3203-4A, 3203-5A, 3203-6A	263.70
3203-126A	6-12"	3203-7A, 3203-8A, 3203-9A, 3203-10A, 3203-11A, 3203-12A	511.00
3203-1212A	0-12"	3203-1A, 3203-2A, 3203-3A, 3203-4A, 3203-5A, 3203-6A, 3203-7A, 3203-8A, 3203-9A, 3203-10A, 3203-11A, 3203-12A	745.60

\*Supplied with manufacturer inspection certificate traceable to NIST USA

### Individual

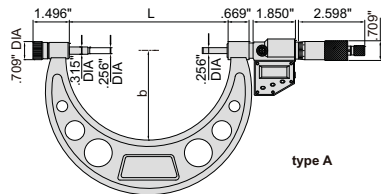
Part No.	Range	Accuracy	L	a	b	Price (\$)
3203-1A*	0-1"	.00016"	1.260"	.354"	1.102"	34.70
3203-2A*	1-2"	.00016"	2.244"	.551"	1.496"	38.70
3203-3A*	2-3"	.00020"	3.228"	.591"	1.929"	43.10
3203-4A*	3-4"	.00020"	4.213"	.591"	2.362"	48.70
3203-5A*	4-5"	.00024"	5.236"	.650"	2.874"	60.20
3203-6A*	5-6"	.00024"	6.220"	.650"	3.346"	68.10
3203-7A	6-7"	.00028"	7.205"	.764"	4.094"	77.10
3203-8A	7-8"	.00028"	8.228"	.764"	4.606"	86.80
3203-9A	8-9"	.00031"	9.213"	.764"	5.118"	95.70
3203-10A	9-10"	.00031"	10.236"	.764"	5.591"	101.80
3203-11A	10-11"	.00035"	11.220"	.764"	6.102"	117.30
3203-12A	11-12"	.00035"	12.205"	.764"	6.614"	125.20

## ELECTRONIC OUTSIDE MICROMETER WITH INTERCHANGEABLE ANVILS

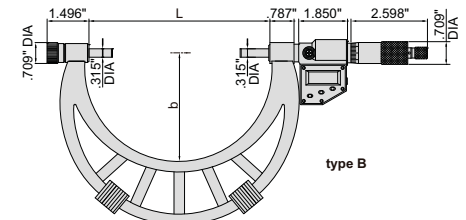


3506-400E

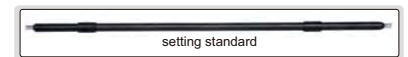
- Resolution: .0001"/0.001mm
- IP54 dust/waterproof
- Button function: on/off, set, inch/mm, ABS/INC, data output
- Data output
- LR44 battery, automatic power off
- Ratchet stop
- Carbide measuring faces
- Supplied with setting standards
- Optional accessory: data output cable



type A



type B



Part No.	Range	Type	Accuracy	L	b	Setting standard (included)	Price (\$)
3506-300E	6-12"/150-300mm	A	±.00031"	12.008"	6.496"	6", 7", 8", 9", 10"	530.00
3506-400E	12-16"/300-400mm	B	±.00035"	15.945"	8.819"	13", 15"	634.10
3506-500E	16-20"/400-500mm	B	±.00043"	19.882"	10.827"	17", 19"	693.20

Sizes available up to 40"

## OUTSIDE MICROMETER WITH INTERCHANGEABLE ANVILS

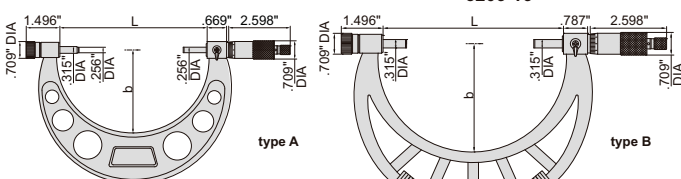



3206-6




3206-16

- Graduation: .0001" (within 12")  
.001" (over 12")
- Ratchet stop
- Carbide measuring faces
- Supplied with setting standards



type A

type B



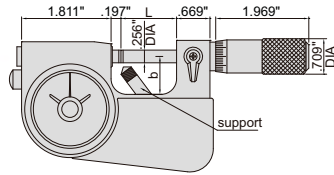
Part No.	Range	Type	Accuracy	L	b	Setting standard (included)	Price (\$)
3206-4	0-4"	A	.00020"	4.252"	2.244"	1", 2", 3"	193.40
3206-6	0-6"	A	.00024"	6.220"	3.228"	1", 2", 3", 4", 5"	205.60
3206-8	4-8"	A	.00028"	8.189"	4.488"	4", 5", 6", 7"	265.70
3206-12	6-12"	A	.00035"	12.126"	6.496"	6", 7", 8", 9", 10", 11"	246.20
3206-121	8-12"	A	.00035"	12.126"	6.496"	8", 9", 10", 11"	321.10
3206-16	12-16"	B	.00043"	16.102"	8.819"	13", 15"	475.70
3206-20	16-20"	B	.00051"	20.039"	10.827"	17", 19"	529.20
3206-24	20-24"	B	.00055"	23.976"	12.638"	21", 23"	606.50
3206-28	24-28"	B	.00063"	27.913"	14.606"	25", 27"	731.70
3206-32	28-32"	B	.00071"	31.850"	16.772"	29", 31"	854.50
3206-36	32-36"	B	.00079"	35.787"	18.740"	33", 35"	968.50
3206-40	36-40"	B	.00087"	39.724"	22.677"	37", 39"	1106.00



## INDICATING MICROMETER



3332-1



- Micrometer head graduation: .0001"
- Dial indicator: range  $\pm 0.015$ ", graduation .00005", accuracy .00005"
- Carbide measuring faces
- Supplied with setting standards (except 0-1")

Part No.	Micrometer head range	Micrometer head accuracy	L	b	Remark	Price (\$)
3332-1	0-1"	.00016"	1.122"	.748"	with support	543.90
3332-2	1-2"	.00016"	2.106"	1.181"	with support	625.20

## ELECTRONIC BLADE MICROMETER

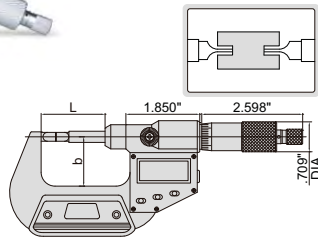
DATA OUTPUT



3532-25E

NON-ROTATING SPINDLE

- Measure the groove diameter of shafts and keyways
- Resolution .00005"/0.001mm
- Non-rotating spindle
- Button function: on/off, set, inch/mm, ABS/INC, data output
- Data output
- LR44 battery, automatic power off
- Ratchet stop
- Supplied with setting standards (except 0-1"/0-25mm)
- Optional accessory: data output cable



Part No.	Range	Accuracy	L	b	Price (\$)
3532-25E	0-1"/0-25mm	$\pm 0.00016$ "	2.244"	1.260"	443.90
3532-50E	1-2"/25-50mm	$\pm 0.00016$ "	3.228"	1.752"	470.60

Sizes available up to 4"

## ELECTRONIC POINT MICROMETER

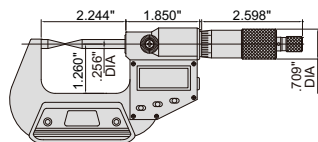
DATA OUTPUT



3530-25E

IP54 WATERPROOF

- Measure the web thickness of drills, small grooves and keyways
- Resolution .00005"/0.001mm
- IP54 dust/waterproof
- Button function: on/off, set, inch/mm, ABS/INC, data output
- Data output
- LR44 battery, automatic power off
- Ratchet stop
- Carbide tips
- Optional accessory: data output cable



Part No.	Range	Accuracy	Price (\$)
3530-25E	0-1"/0-25mm	$\pm 0.00016$ "	364.50

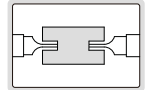
Sizes available up to 2"

## BLADE MICROMETER

NON-ROTATING SPINDLE

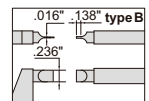
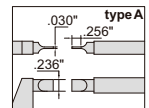


3232-1



- Measure the groove diameter of shafts and keyways
- Graduation .0001"
- Non-rotating spindle
- Ratchet stop
- Supplied with setting standards (except 0-1")

Part No.	Range	Type	Accuracy	L	b	Price (\$)
3232-1	0-1"	A	.00016"	2.244"	1.260"	185.10
3232-2	1-2"	A	.00016"	3.228"	1.752"	200.30
3232-3	2-3"	A	.00020"	4.213"	2.244"	215.00
3232-4	3-4"	A	.00020"	5.220"	2.736"	236.30
3232-5	4-5"	A	.00024"	6.220"	3.228"	265.00
3232-6	5-6"	A	.00024"	7.220"	3.720"	289.00
3232-7	6-7"	A	.00028"	8.220"	4.213"	312.10
3232-1B	0-1"	B	.00016"	2.244"	1.260"	274.00

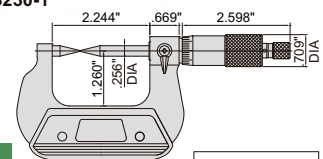


## POINT MICROMETER



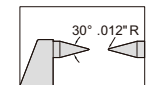
3230-1

- Measure the web thickness of drills, small grooves and keyways
- Graduation .0001"
- Ratchet stop
- Carbide tips



Part No.	Range	Accuracy	Price (\$)
3230-1	0-1"	.00016"	101.70

Sizes available up to 4"



## ELECTRONIC CRIMP HEIGHT MICROMETER

DATA OUTPUT

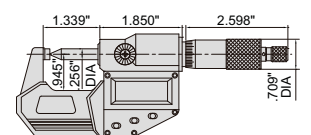


3566-25BE

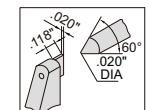
IP54 WATERPROOF



- Measure the height of crimp contact
- Resolution .00005"/0.001mm
- IP54 dust/waterproof
- Button function: on/off, set, inch/mm, ABS/INC, data output
- Data output
- LR44 battery, automatic power off
- Ratchet stop
- Optional accessory: data output cable



Part No.	Range	Accuracy	Price (\$)
3566-25BE	0-1"/0-25mm	$\pm 0.00016$ "	377.70



## ELECTRONIC SPHERICAL ANVIL TUBE MICROMETER

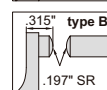
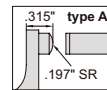
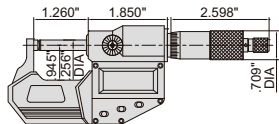
DATA OUTPUT

IP54 WATERPROOF



3560-25E

- Measure wall thickness of tubes
- Resolution .00005"/0.001mm
- IP54 dust/waterproof
- Button function: on/off, set, inch/mm, ABS/INC, data output
- Data output
- LR44 battery, automatic power off
- Ratchet stop
- Carbide measuring faces
- Optional accessory: data output cable



Part No.	Range	Type	Accuracy	Price (\$)
3560-25E	0-1"/0-25mm	A	±.00016"	329.90
3560-25SE	0-1"/0-25mm	B	±.00016"	396.30

Sizes available up to 2"

## ELECTRONIC SCREW THREAD MICROMETER

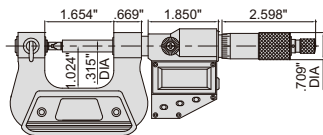
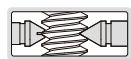
measuring tips are not included

DATA OUTPUT

NON-ROTATING SPINDLE



3581-25E



- Measure pitch diameter of screw threads
- Resolution .00005"/0.001mm
- Button function: on/off, set, inch/mm, ABS/INC, data output
- Data output
- LR44 battery, automatic power off
- Non-rotating spindle
- Ratchet stop
- Supplied with 60° setting standards
- Optional accessory: measuring tips (part no. 7381), data output cable

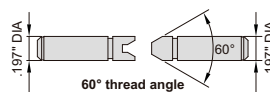
Part No.	Range	Price (\$)
3581-25E	0-1"/0-25mm	307.80

Sizes available up to 4"

accuracy of micrometers with tips

Pitch	Range (0-1")
64~48TPI	±394µin
44~32TPI	±394µin
28~20TPI	±472µin
18~13TPI	±551µin
12~7TPI	±630µin
6~3.5TPI	-

## MEASURING TIPS FOR SCREW THREAD MICROMETER



- Supplied in pair
- Suitable for 3281, 3581 series

Unified and metric thread (60° thread angle)

Part No.	Pitch	Price (\$)
7381-TS	64-48TPI/ 0.4-0.5mm, 44-28TPI/ 0.6-0.9mm, 24-14TPI/ 1-1.75mm, 13-9TPI/ 2-3mm, 8-5TPI/ 3.5-5mm, 4.5-3.5TPI/ 5.5-7mm 6 pairs/set, including all above tips	137.20

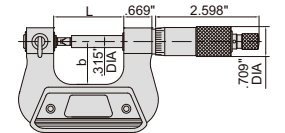
## SCREW THREAD MICROMETER

NON-ROTATING SPINDLE

measuring tips are not included



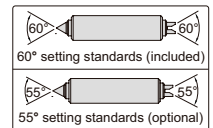
3281-1



- Measures pitch diameter of screw threads
- Graduation .001"
- Non-rotating spindle
- Ratchet stop
- Supplied with 60° setting standards
- Optional accessory: 55° setting standards, measuring tips (part no. 7381)

accuracy of micrometers with tips

Pitch	Range			
	0-1"	1-2"	2-3"	3-4"
64~48TPI	±394µin	-	-	-
44~32TPI	±394µin	±512µin	-	-
28~20TPI	±472µin	±591µin	±670µin	±670µin
18~13TPI	±551µin	±670µin	±748µin	±748µin
12~7TPI	±630µin	±748µin	±827µin	±827µin
6~3.5TPI	-	±827µin	±906µin	±906µin



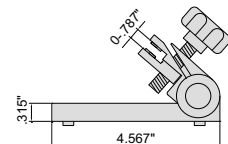
Part No.	Range	L	b	55° setting standard (optional)	Price (\$)
3281-1	0-1"	1.654"	1.024"	-	119.90
3281-2	1-2"	2.638"	1.496"	3281-SPE1	133.70
3281-3	2-3"	3.622"	1.969"	3281-SPE2	156.10
3281-4	3-4"	4.630"	2.441"	3281-SPE3	171.00

Sizes available up to 8"

## MICROMETER STAND



6300



- Suitable for micrometers up to 4"

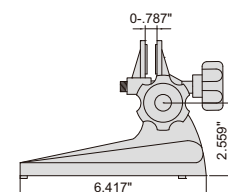
Part No.	Price (\$)
6300	41.40



## MICROMETER STAND



6301



- Suitable for micrometers up to 4"

Part No.	Price (\$)
6301	33.60

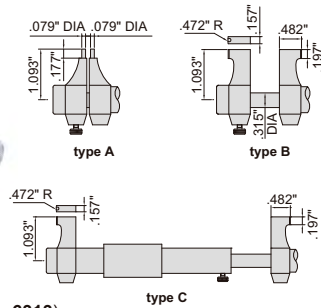


## INSIDE MICROMETER



3220-2

- Graduation .001"
- Ratchet stop
- Carbide measuring faces
- Optional accessory: setting ring (part no. 6313)



Part No.	Range	Type	Setting ring	Accuracy	Price (\$)
3220-1	.2-1.2"	A	.2" DIA (included)	.00028"	93.70
3220-2	1-2"	B	1" DIA (included)	.00032"	101.50
3220-3	2-3"	B	2" DIA (optional)	.00036"	117.00
3220-4	3-4"	C	3" DIA (optional)	.00040"	131.30

## ELECTRONIC INSIDE MICROMETER

DATA OUTPUT

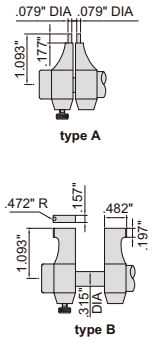


3520-30E

- Resolution .00005"/0.001mm
- Button function: on/off, set, inch/mm, ABS/INC, data output
- Data output
- LR44 battery, automatic power off
- Ratchet stop
- Carbide measuring faces
- Optional accessory: data output cable, setting ring (part no. 6313)

Part No.	Range	Type	Setting ring	Accuracy	Price (\$)
3520-30E	.2-1.2"/5-30mm	A	.2" DIA (included)	±.00020"	391.20
3520-50E	1-2"/25-50mm	B	1" DIA (included)	±.00024"	342.00

Sizes available up to 4"

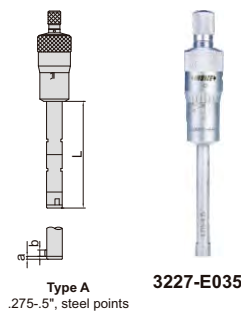


## THREE POINTS INTERNAL MICROMETER



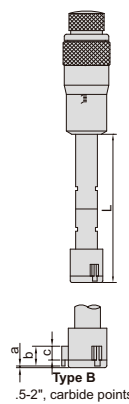
Manufacturer Inspection Certificate

INSIZE Inspection Certificate	
Product name: Three Points Internal Micrometer	Traceable to: Germany 10330044-10110-01-022010-00
Code No: 3227-E13	Germany 1103000044-000010110100
Measuring range: 1-1.2"	Inspector: <i>J. J. J.</i>
Graduation: .0002"	Judgment: Passed
Serial No: 091012544	
Standard temperature: 68 °F	
Actual Ring Diameter:	Permissible Error:
1.0000	±.0001
1.0000	±.0001
1.0000	±.0001



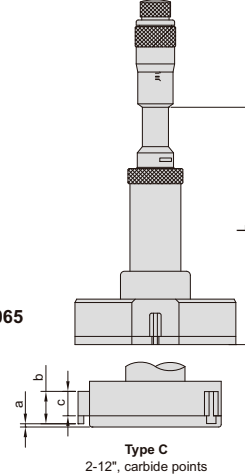
3227-E035

Type A  
.275-.5", steel points



3227-E065

Type B  
5-2", carbide points



3227-E4

Type C  
2-12", carbide points

- .275-.5": graduation .0001"
- .5-12": graduation .0002"
- Ratchet stop
- Optional accessory: setting rings (part no. 6313)

### Individual

Part No.	Range	Type	Accuracy	Setting ring	Extension rod (included)	L	a	b	c	Price (\$)
3227-E035*	.275-.35"	A	.00016"	.275" DIA (included)	4"	2.146"	.059"	.098"	—	431.10
3227-E0425*	.35-.425"	A	.00016"	.35" DIA (included)	4"	2.146"	.059"	.098"	—	431.10
3227-E05*	.425-.5"	A	.00016"	.5" DIA (included)	4"	2.146"	.059"	.098"	—	431.10
3227-E065*	.5-.65"	B	.00016"	.65" DIA (included)	6"	3.150"	.020"	.236"	.177"	325.80
3227-E08*	.65-.8"	B	.00016"	.65" DIA (included)	6"	3.150"	.020"	.236"	.177"	325.80
3227-E1*	.8-1"	B	.00016"	1" DIA (included)	6"	3.543"	.020"	.315"	.236"	457.70
3227-E112*	1-1.2"	B	.00016"	1" DIA (included)	6"	3.543"	.020"	.315"	.236"	457.70
3227-E16*	1.2-1.6"	B	.00016"	1.6" DIA (included)	6"	3.819"	.020"	.551"	.472"	492.50
3227-E2*	1.6-2"	B	.00020"	1.6" DIA (included)	6"	3.819"	.020"	.551"	.472"	571.90
3227-E25*	2-2.5"	C	.00020"	2.5" DIA (included)	6"	4.488"	.020"	.689"	.571"	619.90
3227-E3*	2.5-3"	C	.00020"	2.5" DIA (included)	6"	4.488"	.020"	.689"	.571"	664.80
3227-E35*	3-3.5"	C	.00020"	3.5" DIA (included)	6"	4.488"	.020"	.689"	.571"	694.80
3227-E4*	3.5-4"	C	.00020"	3.5" DIA (included)	6"	4.488"	.020"	.689"	.571"	722.50
3227-E5*	4-5"	C	.00020"	4.5" DIA (optional)	6"	5.709"	.020"	.768"	.571"	752.40
3227-E6*	5-6"	C	.00020"	5.5" DIA (optional)	6"	5.709"	.020"	.768"	.571"	898.90

### Set

Part No.	Range	Micrometers	Setting ring (included)	Extension rod (included)	Price (\$)
3227-E053*	.275-.5"	.275-.35", .35-.425", .425-.5"	.275"DIA, .35"DIA, .5"DIA	4"	1205.00
3227-E082*	.5-.8"	.5-.65", .65-.8"	.65"DIA	6"	606.10
3227-E24*	.8-2"	.8-1", 1-1.2", 1.2-1.6", 1.6-2"	1"DIA, 1.6"DIA	6"	1730.00
3227-E44*	2-4"	2-2.5", 2.5-3", 3-3.5", 3.5-4"	2.5" DIA, 3.5" DIA	6"	2307.00

- \* Supplied with manufacturer inspection certificate
- Sizes available up to 12"



275-4": included  
4-12": optional



included



4-12": have two sets of jaws for different measuring range (for example, 3227-E5 has 4-4.5" and 4.5-5" jaws)



3227-E24




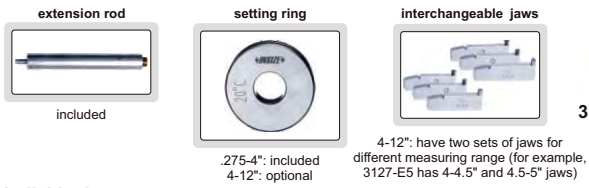
## ELECTRONIC THREE POINTS INTERNAL MICROMETER

**DATA OUTPUT** **IP54 WATERPROOF**

Manufacturer Inspection Certificate			
INSIZE Inspection Certificate			
Product name	Electronic Three Points Internal Micrometer	Traceable to	Germany 10330334-10310-01-020010-00
Code No.	3127-E112	Inspector	Janina
Measuring range	1.12" / 28.50mm	Judgment	Pass
Resolution	.00005" / 0.001mm		
Serial No.	09107-00004		
Standard temperature	68 °F		
Actual Ring Size(s)	Permissible Error	Measured Diameter	Unit (inch)
1.0200	±0.0010	1.0200	0.0005
1.0206	±0.0010	1.0206	0.0005
1.0212	±0.0010	1.0212	0.0005



- Resolution .00005"/0.001mm
- IP54 dust/waterproof
- Buttons: on/off, set, inch/mm, ABS/INC
- Data output
- LR44 battery, automatic power off
- Ratchet stop
- Optional accessory: data output cable, setting ring (part no. 6313)



### Individual

Part No.	Range	Type	Accuracy	Setting ring	Extension rod (included)	L	a	b	c	Price (\$)
3127-E035 *	.275-.35"/7-9mm	A	.00016"	.275" DIA (included)	4"	2.18"	.059"	.098"	—	676.40
3127-E0425 *	.35-.425"/9-11mm	A	.00016"	.35" DIA (included)	4"	2.18"	.059"	.098"	—	676.40
3127-E05 *	.425-.5"/11-13mm	A	.00016"	.5" DIA (included)	4"	2.18"	.059"	.098"	—	676.40
3127-E065 *	.5-.65"/13-17mm	B	.00016"	.65" DIA (included)	6"	3.2"	.020"	.236"	.177"	728.60
3127-E08 *	.65-.8"/17-20mm	B	.00016"	.65" DIA (included)	6"	3.2"	.020"	.236"	.177"	728.60
3127-E1 *	.8-1"/20-25mm	B	.00016"	1" DIA (included)	6"	3.6"	.020"	.315"	.236"	758.60
3127-E112 *	1-1.2"/25-30mm	B	.00016"	1" DIA (included)	6"	3.6"	.020"	.315"	.236"	758.60
3127-E16 *	1.2-1.6"/30-40mm	B	.00016"	1.6" DIA (included)	6"	3.88"	.020"	.551"	.472"	838.10
3127-E2 *	1.6-2"/40-51mm	B	.00020"	1.6" DIA (included)	6"	3.88"	.020"	.551"	.472"	838.10
3127-E25 *	2-2.5"/51-63mm	C	.00020"	2.5" DIA (included)	6"	4.56"	.020"	.689"	.571"	905.80
3127-E3 *	2.5-3"/63-76mm	C	.00020"	2.5" DIA (included)	6"	4.56"	.020"	.689"	.571"	958.20
3127-E35 *	3-3.5"/76-89mm	C	.00020"	3.5" DIA (included)	6"	4.56"	.020"	.689"	.571"	995.70
3127-E4 *	3.5-4"/89-101mm	C	.00020"	3.5" DIA (included)	6"	4.56"	.020"	.689"	.571"	1035.00
3127-E5 *	4-5"/101-127mm	C	.00020"	4.5" DIA (optional)	6"	6"	.020"	.768"	.571"	991.60
3127-E6 *	5-6"/127-152mm	C	.00020"	5.5" DIA (optional)	6"	6"	.020"	.768"	.571"	1138.00



3127-E24

### Set

Part No.	Range	Micrometers	Setting ring (included)	Extension rod (included)	Price (\$)
3127-E053 *	.275-.5"/7-13mm	.275-.35"/7-9mm, .35-.425"/9-11mm, .425-.5"/11-13mm	.275"DIA, .35"DIA, .5"DIA	4"	1880.00
3127-E082 *	.5-.8"/13-20mm	.5-.65"/13-17mm, .65-.8"/17-20mm	.65"DIA	6"	1336.00
3127-E24 *	.8-2"/20-51mm	.8-1"/20-25mm, 1-1.2"/25-30mm, 1.2-1.6"/30-40mm, 1.6-2"/40-51mm	1"DIA, 1.6"DIA	6"	2801.00
3127-E44 *	2-4"/51-101mm	2-2.5"/51-63mm, 2.5-3"/63-76mm, 3-3.5"/76-89mm, 3.5-4"/89-101mm	2.5" DIA, 3.5" DIA	6"	3300.00

\* Supplied with manufacturer inspection certificate  
- Sizes available up to 12"

## ELECTRONIC WIDE RANGE THREE POINTS INTERNAL MICROMETER

**DATA OUTPUT** **IP54 WATERPROOF**




- Resolution .00005"/0.001mm
- IP54 dust/waterproof
- Buttons: on/off, set, inch/mm, ABS/INC
- Data output
- LR44 battery, automatic power off
- Carbide measuring faces
- Ratchet stop
- Supplied with extension rods
- Setting rings are included (except part no. 3128-12)
- Optional accessory: data output cable



Part No.	Range	Accuracy	Setting ring	Extension rod	Price (\$)
3128-28 *	2-2.8"/51-71mm	.00020"	2" DIA (included)	6"	763.80
3128-4 *	2.8-4"/71-101mm	.00020"	2.8" DIA (included)	6"	1017.00
3128-6 *	4-6"/101-152mm	.00024"	4" DIA (included)	6"	1698.00
3128-10 *	6-10"/152-254mm	.00032"	6" DIA (included)	6"	3423.00
3128-12	8-12"/203-305mm	.00036"	8" DIA (optional)	6"	4775.00

\* Supplied with manufacturer inspection certificate



## PISTOL GRIP THREE POINTS BORE GAGE



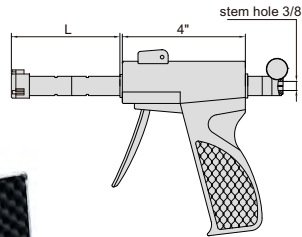
### Manufacturer Inspection Certificate

INSIZE Inspection Certificate	
Product name: Pistol Grip Three Points Bore Gage	Traceable to: Germany 10338346-10015-01-020101-00
Code No.: 2124-E112	Inspector: <i>Paulo</i>
Measuring range: 1.2"	Judgment: <i>Pass</i>
Serial No.: 091042544	
Standard temperature: 68 °F	
Actual Ring Dimension:	Permissible Error
1.0200	.0016
1.0200	.0015
1.0200	.0010

- Optional accessory: electronic indicators (part no. **2103-10FE**, resolution .00005"/0.001mm) or dial indicators (graduation .00005"), setting rings (part no. **6313**)



2124-E24



**2124-E035**  
Type A  
.275-.5", steel  
measuring points

electronic indicator is not included



**2124-E1**  
Type B  
.5-2", carbide  
measuring points

electronic indicator is not included

### Set

Part No.	Range	Probes (included)	Setting ring (included)	Extension rod (included)	Price (\$)
<b>2124-E053*</b>	.275-.5"	.275-.35", .35-.425", .425-.5"	.275"DIA, .35"DIA, .5"DIA	4"	1208.00
<b>2124-E082*</b>	.5-.8"	.5-.65", .65-.8"	.65"DIA	6"	895.58
<b>2124-E24*</b>	.8-2"	.8-1", 1-1.2", 1.2-1.6", 1.6-2"	1"DIA, 1.6"DIA	6"	2188.00
<b>2124-E44*</b>	2-4"	2-2.5", 2.5-3", 3-3.5", 3.5-4"	2.5" DIA, 3.5" DIA	6"	2729.00



**2124-E5**  
Type C  
2-12", carbide  
measuring points

electronic indicator is not included

### Individual

Part No.	Range	Type	Accuracy	Setting ring	Extension rod (included)	L	a	b	c	Price (\$)
<b>2124-E035*</b>	.275-.35"	A	.00016"	.275" DIA (included)	4"	2"	.059"	.098"	—	472.87
<b>2124-E0425*</b>	.35-.425"	A	.00016"	.35" DIA (included)	4"	2"	.059"	.098"	—	463.33
<b>2124-E05*</b>	.425-.5"	A	.00016"	.5" DIA (included)	4"	2"	.059"	.098"	—	491.32
<b>2124-E065*</b>	.5-.65"	B	.00016"	.65" DIA (included)	6"	2.6"	.020"	.236"	.177"	497.07
<b>2124-E08*</b>	.65-.8"	B	.00016"	.65" DIA (included)	6"	2.6"	.020"	.236"	.177"	526.98
<b>2124-E1*</b>	.8-1"	B	.00016"	1" DIA (included)	6"	3.64"	.020"	.315"	.236"	561.40
<b>2124-E112*</b>	1-1.2"	B	.00016"	1" DIA (included)	6"	3.64"	.020"	.315"	.236"	598.33
<b>2124-E16*</b>	1.2-1.6"	B	.00016"	1.6" DIA (included)	6"	3.88"	.020"	.551"	.472"	643.05
<b>2124-E2*</b>	1.6-2"	B	.00020"	1.6" DIA (included)	6"	3.88"	.020"	.551"	.472"	685.09
<b>2124-E25*</b>	2-2.5"	C	.00020"	2.5" DIA (included)	6"	4.48"	.020"	.689"	.571"	742.25
<b>2124-E3*</b>	2.5-3"	C	.00020"	2.5" DIA (included)	6"	4.48"	.020"	.689"	.571"	790.31
<b>2124-E35*</b>	3-3.5"	C	.00020"	3.5" DIA (included)	6"	4.48"	.020"	.689"	.571"	841.26
<b>2124-E4*</b>	3.5-4"	C	.00020"	3.5" DIA (included)	6"	4.48"	.020"	.689"	.571"	895.37
<b>2124-E5*</b>	4-5"	C	.00020"	4.5" DIA (optional)	6"	5.2"	.020"	.768"	.571"	942.80
<b>2124-E6*</b>	5-6"	C	.00020"	5.5" DIA (optional)	6"	5.2"	.020"	.768"	.571"	1086.00

#### setting ring



.275-4": included  
4-12": optional

#### extension rod



included

#### interchangeable jaws



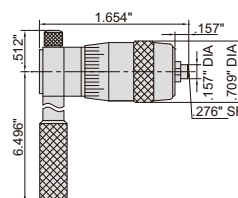
4-12": have two sets of jaws for different measuring range (for example, 2124-E5 has 4-4.5" and 4.5-5" jaws)

- \*Supplied with manufacturer inspection certificate
- Sizes available up to 12"

## TUBULAR INSIDE MICROMETER

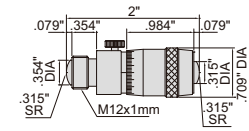
- Graduation .001"
- Accuracy:  $[.0003 + .00005(L/2)]$ , L=maximum measuring length (inch)
- Optional accessory: setting ring (part no. **6313**)

Part No.	Range	Travel of micrometer head	Extension rods	Price (\$)
<b>3221-8</b>	2-8"	.5"	6pcs	217.20
<b>3221-12</b>	2-12"	.5"	10pcs	240.80
<b>3221-20</b>	8-20"	1"	3pcs	298.80
<b>3221-40</b>	8-40"	1"	8pcs	931.40



3221-8

### TUBULAR INSIDE MICROMETER



- Graduation .001"
- Accuracy:  $[\pm 0.0005(3+n+L/2)]''$   
n=number of rods  
L=maximum measuring length (inch)
- Supplied with setting standards
- Carbide measuring faces



3222-6

Part No.	Range	Travel of micrometer head	Extension rods	Price (\$)
3222-6	2-6"	.5"	.5", 1", 2"	146.40
3222-12	2-12"	.5"	.5", 1", 2"(2pcs), 4"	194.70
3222-20	2-20"	.5"	.5", 1", 2"(2pcs), 4", 8"	240.40
3222-40	2-40"	.5"	.5", 1", 2"(2pcs), 4", 8"(2pcs), 12"	767.00

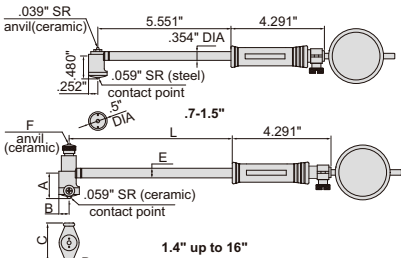
Sizes available up to 60"

### BORE GAGE

ATTENTION: NOT SUITABLE FOR .00005" OR .0001" DIAL INDICATORS



DATA OUTPUT



Read the diameter directly, after inputting the size of setting ring.



The minimum value tracking function can find the diameter automatically.



Range	A	B	C	D	E	F	L
1.4-2.4"	.480"	.252"	1.063"	.512" DIA	.504" DIA	.079" R	5.551"
2-6"	1.024"	.354"	1.378"	.512" DIA	.504" DIA	.079" R	5.551"
6-10"	2.224"	.512"	2.933"	.591" DIA	.504" DIA	.079" R	9.488"
10-16"	3.406"	.591"	3.996"	.591" DIA	.571" DIA	.098" R	9.488"

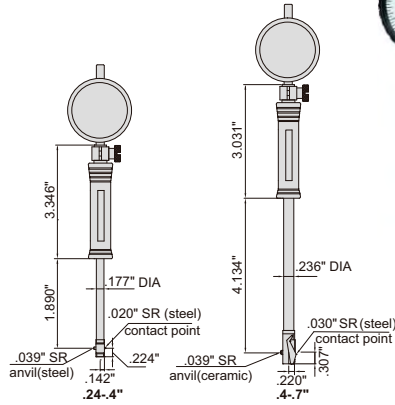
- Optional accessory: setting ring, long handle (part no. 7351)

Part No.	Range	Indicator	Accuracy	Repeatability	Price (\$)
2323-15	.7-1.5"		±.00075"	.00025"	183.30
2323-24	1.4-2.4"	dial indicator, range .25", graduation .0005"	±.0009"	.00025"	165.80
2323-6	2-6"		±.0009"	.00025"	174.70
2323-10	6-10"		±.0009"	.00025"	217.80
2323-16	10-16"		±.0009"	.00025"	254.40

Part No.	Range	Indicator	Accuracy	Repeatability	Price (\$)
2123-15A	.7-1.5"		±.00075"	.00025"	339.00
2123-24A	1.4-2.4"	electronic indicator, range .5"/12.7mm, resolution .0001"/0.002mm	±.0009"	.00025"	332.00
2123-6A	2-6"		±.0009"	.00025"	405.60
2123-10A	6-10"		±.0009"	.00025"	374.60
2123-16A	10-16"		±.0009"	.00025"	400.90

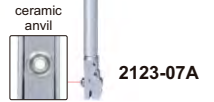
### BORE GAGE FOR SMALL HOLES

ATTENTION: NOT SUITABLE FOR .00005" OR .0001" DIAL INDICATORS

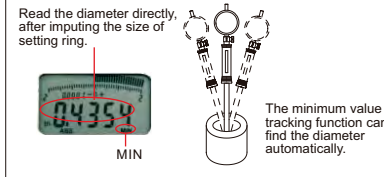


2323-04

DATA OUTPUT



2123-07A



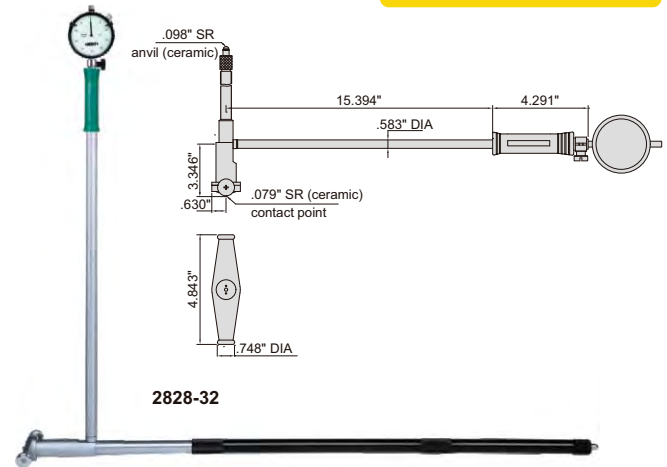
- Optional accessory: setting ring

Part No.	Range	Indicator	Accuracy	Repeatability	Price (\$)
2323-04	.24-.4"	dial indicator, range .25"	±.00075"	.00025"	221.20
2323-07	.4-.7"	graduation .0005"	±.00075"	.00025"	199.70

Part No.	Range	Indicator	Accuracy	Repeatability	Price (\$)
2123-04A	.24-.4"	electronic indicator, range .5"/12.7mm, resolution .0001"/0.002mm	±.00075"	.00025"	371.10
2123-07A	.4-.7"		±.00075"	.00025"	355.20

### BORE GAGE

ATTENTION: NOT SUITABLE FOR .00005" OR .0001" DIAL INDICATORS



2828-32

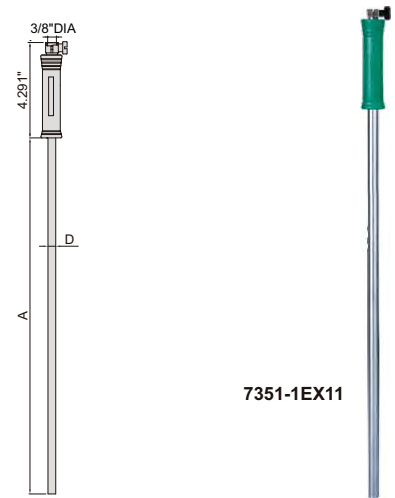
Part No.	Range	Indicator	Accuracy	Repeatability	Price (\$)
2828-32	16-32"	dial indicator, range .25", graduation .0005"	±.001"	.0001"	320.10



## LONG HANDLE

- To assist deep-hole measurement
- Can be used for bore gages 2323 and 2123

Part No.	Applicable bore gages	A	D	Price (\$)
7351-1EX11	1.4-2.4", 2-6"	18.7"	.512" DIA	160.30
7351-1EX12		38.5"	.512" DIA	196.30
7351-1EX21	6-10", 10-16"	18.7"	.571" DIA	169.90



## ANVIL FOR BORE GAGES

Part No.	Applicable bore gages	Material of measuring face	Quantity per set	Measuring range of anvil	Price (\$)
7350-E04	.24-.4"	steel	9pcs	.24", .26", .28", .3", .32", .34", .36", .38", .4"	41.10
7350-E07	.4-.7"	ceramic	9pcs	.4", .44", .48", .52", .58", .62", .64", .68", .7"	34.50
7350-E15	.7-1.5"	ceramic	10pcs	.7", .78", .86", .94", 1.02", 1.1", 1.18", 1.26", 1.34", 1.42"	26.90
7350-E24	1.4-2.4"	ceramic	6pcs	1.4", 1.6", 1.8", 2", 2.2", 2.4"	14.80
7350-E6	2-6"	ceramic	11pcs	2", 2.2", 2.4", 2.6", 2.8", 3", 3.2", 3.4", 3.6", 3.8", 4"	30.20
7350-E10	6-10"	ceramic	6pcs	6", 6.4", 6.8", 7.2", 7.6", 8"	30.20
7350-E16	10-16"	ceramic	6pcs	10", 10.4", 10.8", 11.2", 11.6", 12"	30.20



- For 2323, 2123, 2827

## SETTING RING

CAN SUPPLY CUSTOM SETTING RINGS FROM 1/16" TO 12", FOR EXAMPLE, .6726"

- For zero setting of inside micrometers, three points internal micrometers and bore gages
- Deviation is the difference between the ordered size and the size marked on the setting ring when supplied. For example, the ordered size is .2", the size marked on the setting ring when supplied may be .20008"



6313-0D8

Manufacturer Inspection Certificate

INSIZE Inspection Certificate		Marked Size		Unit: inch	
Product name	Setting Ring	Diameter	0.8000	at 0°	
Code No.	6313-0D8	Top	0.8001	0.8004	
Serial No.	2024100906	Middle	0.8001	0.8004	
Standard temperature	68.0°	Bottom	0.8000	0.8004	
Traceable to	10239D-M-10015-01-02-2012-06	Average	0.8003		
Judgment	Passed	Cylindricity	0.00002		
Inspector	S. Yang	Roundness	0.00003		

Diameter**	Deviation	Roundness and cylindricity
.059-.098"	±.00006"	.000012"
.098-.394"	±.00008"	.000016"
.394-.709"	±.00010"	.000020"
.709-.984"	±.00012"	.000024"
.984-1.181"	±.00014"	.000024"
1.181-1.967"	±.00014"	.000028"
1.967-3.150"	±.00016"	.000032"
3.150-3.937"	±.00016"	.000040"
3.937-4.724"	±.00020"	.000039"
4.724-7.087"	±.00024"	.000047"
7.087-9.842"	±.00028"	.000055"
9.842-12"	±.00032"	.000063"

\*\* For example .709"-.984" means .709" DIA ≤ diameter < .984" DIA

Part No.	Diameter (DIA)	Price (\$)
6313-1H16*	1/16"	409.40
6313-3H32*	3/32"	342.80
6313-1H8*	1/8"	88.83
6313-5H32*	5/32"	109.30
6313-3H16*	3/16"	109.30
6313-7H32*	7/32"	109.30
6313-1H4*	1/4"	89.00
6313-9H32*	9/32"	109.30
6313-5H16*	5/16"	109.30
6313-11H32*	11/32"	109.30
6313-3H8*	3/8"	109.30
6313-13H32*	13/32"	109.30
6313-7H16*	7/16"	120.30
6313-15H32*	15/32"	120.30
6313-1H2*	1/2"	98.09
6313-17H32*	17/32"	120.30
6313-9H16*	9/16"	120.30
6313-19H32*	19/32"	120.30
6313-5H8*	5/8"	120.30
6313-21H32*	21/32"	120.30
6313-11H16*	11/16"	120.30
6313-23H32*	23/32"	120.30
6313-3H4*	3/4"	129.60
6313-25H32*	25/32"	129.70


Part No.	Diameter (DIA)	Price (\$)
6313-13H16*	13/16"	129.70
6313-27H32*	27/32"	129.70
6313-7H8*	7/8"	129.70
6313-29H32*	29/32"	129.70
6313-15H16*	15/16"	129.70
6313-31H32*	31/32"	129.70
6313-0D1*	.1"	257.20
6313-0D16*	.16"	57.10
6313-0D24*	.24"	57.10
6313-0D275*	.275"	57.10
6313-0D35*	.35"	57.10
6313-0D425*	.425"	61.90
6313-0D6*	.6"	61.90
6313-0D65*	.65"	61.90
6313-0D7*	.7"	61.90
6313-0D8*	.8"	66.60
6313-1*	1.0"	75.90
6313-1D2*	1.2"	79.20
6313-1D4*	1.4"	83.00
6313-1D8*	1.8"	100.90
6313-2*	2.0"	118.70
6313-2D4*	2.4"	142.40
6313-2D5*	2.5"	165.70
6313-2D8*	2.8"	165.70

Part No.	Diameter (DIA)	Price (\$)
6313-3*	3.0"	195.20
6313-3D2*	3.2"	195.20
6313-3D5*	3.5"	216.70
6313-3D6*	3.6"	233.70
6313-4*	4.0"	411.20
6313-4D5*	4.5"	570.00
6313-5*	5.0"	549.60
6313-5D5*	5.5"	814.00
6313-6*	6.0"	1159.00
6313-6D5*	6.5"	1192.00
6313-7*	7.0"	1447.00
6313-7D5*	7.5"	1555.00
6313-8*	8.0"	1960.00
6313-8D5*	8.5"	1958.00
6313-9*	9.0"	2743.00
6313-9D5*	9.5"	2598.00
6313-10*	10.0"	3046.00
6313-10D5*	10.5"	3652.00
6313-11*	11.0"	4178.00
6313-11D5*	11.5"	4099.00
6313-12*	12.0"	5274.00

\* Supplied with manufacturer inspection certificate

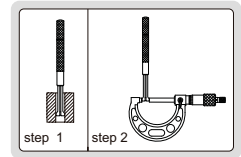
### SMALL HOLE GAGE SET

- 4 gages per set
- For small holes, slots and grooves, etc.
- Satin chrome finish



Range	L	a	b
.125~.2"	3.543"	.886"	.217" DIA
.2~.3"	3.843"	1.181"	.217" DIA
.3~.4"	4.047"	1.378"	.335" DIA
.4~.5"	4.252"	1.575"	.335" DIA

Part No.	Total range	Gages included	Price (\$)
4208-1	.125~.5"	.125~.2", .2~.3" .3~.4", .4~.5"	25.40



### TELESCOPING GAGE SET

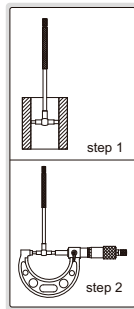
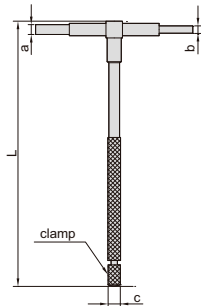


4206-1

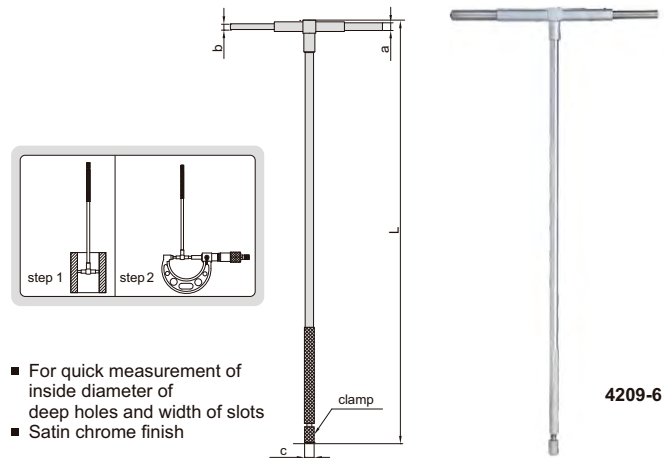
- 6 gages per set
- For quick measurement of inside diameter of holes and width of slots
- Satin chrome finish

Range	L	a	b	c
5/16~1/2"	4.528"	.154" DIA	.114" DIA	.244" DIA
1/2~3/4"	4.528"	.209" DIA	.150" DIA	.244" DIA
3/4~1-1/4"	4.528"	.209" DIA	.150" DIA	.244" DIA
1-1/4~2-1/8"	5.394"	.299" DIA	.240" DIA	.283" DIA
2-1/8~3-1/2"	5.394"	.299" DIA	.240" DIA	.283" DIA
3-1/2~6"	5.394"	.299" DIA	.240" DIA	.283" DIA

Part No.	Total range	Gages included	Price (\$)
4206-1	5/16~6"	5/16~1/2", 1/2~3/4", 3/4~1-1/4" 1-1/4~2-1/8", 2-1/8~3-1/2", 3-1/2~6"	40.60



### LONG HANDLE TELESCOPING GAGE



4209-6

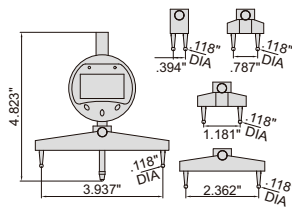
- For quick measurement of inside diameter of deep holes and width of slots
- Satin chrome finish

Part No.	Range	L	a	b	c	Price (\$)
4209-1	5/16~1/2"	9.843"	.154" DIA	.114" DIA	.244" DIA	11.10
4209-2	1/2~3/4"	9.843"	.209" DIA	.150" DIA	.244" DIA	11.10
4209-3	3/4~1-1/4"	9.843"	.209" DIA	.150" DIA	.244" DIA	11.10
4209-4	1-1/4~2-1/8"	11.811"	.299" DIA	.240" DIA	.283" DIA	12.90
4209-5	2-1/8~3-1/2"	11.811"	.299" DIA	.240" DIA	.283" DIA	12.90
4209-6	3-1/2~6"	11.811"	.299" DIA	.240" DIA	.283" DIA	12.90

### ELECTRONIC RADIUS GAGE




2183



**ATTENTION:**  
NO DATA OUTPUT

- Measure radius of internal and external arcs
- Supplied with 5 jaws for different sizes of arc
- Battery CR2032



Part No.	Range of radius (R)	Resolution	Accuracy (inch)	Price (\$)
2183	.2-27.5"/5-700mm	.00005"/0.005mm	±0.01R*	545.30

\*R is the radius to be measured

### NO AUTO POWER OFF ELECTRONIC INDICATOR



DATA OUTPUT

ONE BATTERY FOR 4000 CONTINUOUS WORKING HOURS

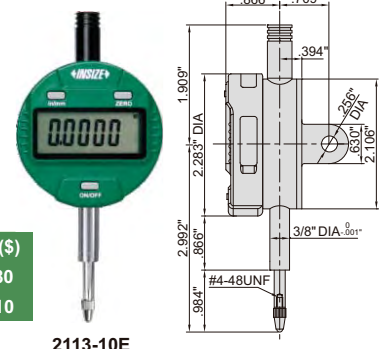
data output cable (optional)



- Meet ASME B89.1.10M-2001
- No auto power off, tracking the deformation of mould and steel structure for a long time
- Low power consumption
- Button function: on/off, zero, inch/mm
- CR2032 battery
- With lug back
- Data output
- Optional accessory: data output cable, backs, contact points

Part No.	Range	Resolution	Accuracy	Hysteresis	Price (\$)
2113-10E*	.5"/12.7mm	.0005"/0.01mm	±.0015"	.0005"	112.80
2113-101E*	.5"/12.7mm	.00005"/0.001mm	±.00015"	.00005"	260.10

\*Supplied with manufacturer inspection certificate traceable to NIST USA



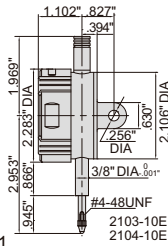
2113-10E

## ELECTRONIC INDICATOR (ADVANCED MODEL)

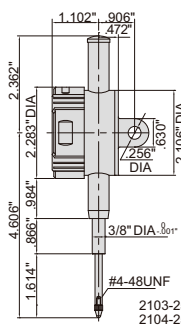



DATA OUTPUT

- Meet ASME B89.1.10M-2001
- Reading in digit and analog
- Display can be rotated by 320°
- Button function: tolerance Go and No-Go display, data preset, measuring direction change, max./min./TIR measurement, inch/metric conversion, absolute/incremental measurement
- CR2032 battery, automatic power off
- Data output
- Optional accessory: data output cable backs, contact points

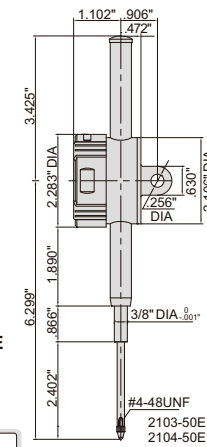
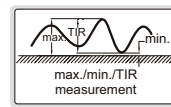


2103-10E



2104-25E

spindle lift knob is included (except 2103-10E/10FE, 2104-10E)



2103-50E

Resolution .00005"/0.001mm

Part No.	Range	Accuracy	Hysteresis	Remark	Price (\$)
2103-10E*	.5"/12.7mm	±.00015"	.00005"	lug back	340.80
2103-25E*	1"/25.4mm	±.00015"	.00005"	lug back	378.40
2103-50E*	2"/50.8mm	±.00015"	.00005"	lug back	608.30

\*Supplied with manufacturer inspection certificate traceable to NIST USA

Resolution .0005"/0.01mm

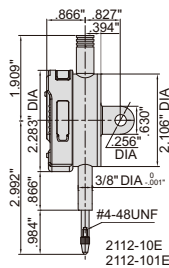
Part No.	Range	Accuracy	Hysteresis	Remark	Price (\$)
2104-10E*	.5"/12.7mm	±.00015"	.0005"	lug back	148.00
2104-25E*	1"/25.4mm	±.00015"	.0005"	lug back	187.40
2104-50E*	2"/50.8mm	±.00015"	.0005"	lug back	414.50

## ELECTRONIC INDICATOR (STANDARD MODEL)



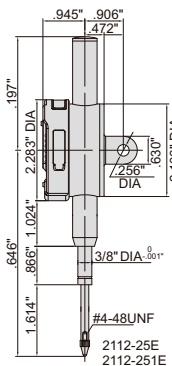
DATA OUTPUT

- Meet ASME B89.1.10M-2001
- Button function: on/off, inch/mm, zero
- CR2032 battery, automatic power off
- Data output
- Optional accessory: data output cable, backs, contact points

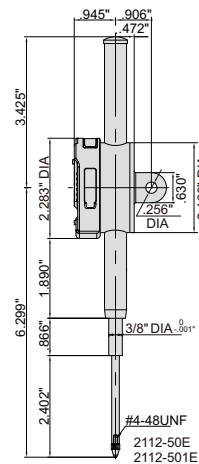


2112-10E

spindle lift knob is included (except 2112-10E/101E)



2112-251E



2112-501E

Resolution .00005"/0.001mm

Part No.	Range	Accuracy	Hysteresis	Remark	Price (\$)
2112-101E*	.5"/12.7mm	±.00015"	.00005"	lug back	287.70
2112-251E*	1"/25.4mm	±.00015"	.00005"	lug back	251.30
2112-501E*	2"/50.8mm	±.00015"	.00005"	lug back	454.90

\*Supplied with manufacturer inspection certificate traceable to NIST USA

Resolution .0005"/0.01mm

Part No.	Range	Accuracy	Hysteresis	Remark	Price (\$)
2112-10E*	.5"/12.7mm	±.0015"	.0005"	lug back	122.20
2112-25E*	1"/25.4mm	±.0015"	.0005"	lug back	123.70
2112-50E*	2"/50.8mm	±.0015"	.0005"	lug back	305.00

## COMPACT ELECTRONIC INDICATOR

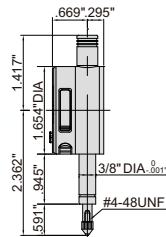


DATA OUTPUT

- Meet ASME B89.1.10M-2001
- Button function:
  - in/mm: short press for inch/metric conversion
  - long press to change measuring direction
  - ABS: short press for absolute/incremental measurement
  - long press to preset data
  - O/ON: short press to turn on when power is off
  - short press to set zero when power is on
  - long press to turn off
- CR1632 battery, automatic power off
- Data output
- Optional accessory: data output cable, contact points



2114-51FE



Part No.	Range	Resolution	Accuracy	Hysteresis	Remark	Price (\$)
2114-5FE*	.2"/5mm	.0005"/0.01mm	±.0015"	.0005"	flat back	102.40
2114-51FE*	.2"/5mm	.0005"/0.01mm	±.00015"	.00005"	flat back	246.50

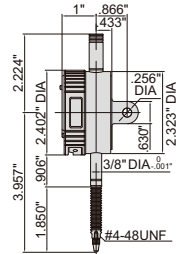
\*Supplied with manufacturer inspection certificate traceable to NIST USA



## WATERPROOF ELECTRONIC INDICATOR

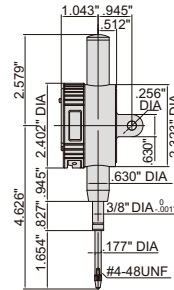


**DATA OUTPUT** **WATERPROOF**

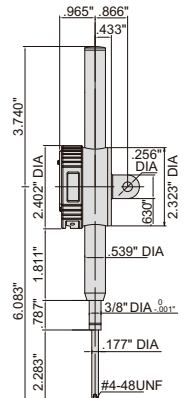


2115-10E  
2115-101E

spindle lift knob is included (except 2115-10E/101E)



2115-25E  
2115-251E



2115-50E  
2115-501E

- Meet ASME B89.1.10M-2001
- Dust/waterproof
- Button function: on/off, zero, inch/mm
- CR2032 battery, automatic power off
- Data output
- Optional accessory: data output cable, backs, contact points

Resolution .00005"/0.001mm

Part No.	Range	Dust/waterproof	Accuracy	Hysteresis	Remark	Price (\$)
2115-101E*	.5"/12.7mm	IP65	±.00015"	.00005"	lug back	283.00
2115-251E*	1"/25.4mm	IP54	±.00015"	.00005"	lug back	365.50
2115-501E*	2"/50.8mm	IP54	±.00015"	.00005"	lug back	561.70

Resolution .0005"/0.01mm

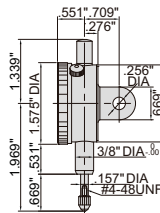
Part No.	Range	Dust/waterproof	Accuracy	Hysteresis	Remark	Price (\$)
2115-10E*	.5"/12.7mm	IP65	±.0015"	.0005"	lug back	123.80
2115-25E*	1"/25.4mm	IP54	±.0015"	.0005"	lug back	166.60
2115-50E*	2"/50.8mm	IP54	±.0015"	.0005"	lug back	409.60

\*Supplied with manufacturer inspection certificate traceable to NIST USA

## COMPACT DIAL INDICATOR



2304-01



- Meet ASME B89.1.10M-2001
- Lug back
- Supplied with limit pointers and bezel clamp
- Optional accessory: backs, contact points



Part No.	Range	Graduation	Accuracy		Range/rev	Dial reading	Price (\$)
			First 2.5 rev	Overall			
2304-01*	.1"	.001"	—	±.001"	.1"	0-100	39.20
2304-025*	.25"	.001"	±.001"	±.001"	.1"	0-100	39.20
2304-015*	.1"	.0005"	—	±.0005"	.05"	0-50	47.70
2304-0255*	.25"	.0005"	±.0005"	±.0015"	.05"	0-50	47.70

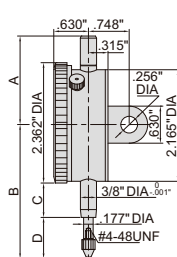
\*Supplied with manufacturer inspection certificate traceable to NIST USA

## DIAL INDICATOR



2307-1

Range	A	B	C	D
.25"	1.811"	2.953"	.787"	.984"
.5"	1.811"	2.953"	.787"	.984"
1"	1.811"	3.346"	.787"	1.378"
2"	4.370"	5.472"	1.969"	2.323"



- Meet ASME B89.1.10M-2001
- Lug back
- Supplied with limit pointers and bezel clamp
- Optional accessory: backs, contact points



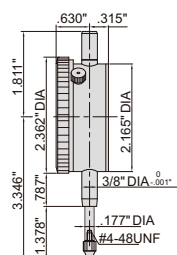
Part No.	Range	Graduation	Accuracy		Range/rev	Dial reading	Price (\$)
			First 2.5 rev	Overall			
2307-05*	.5"	.001"	±.001"	±.002"	.1"	0-100	33.80
2307-1*	1"	.001"	±.001"	±.002"	.1"	0-100	32.10
2307-2*	2"	.001"	±.001"	±.004"	.1"	0-100	74.70
2307-0255*	.25"	.0005"	±.0005"	±.0015"	.05"	0-50	37.60
2307-055*	.5"	.0005"	±.0005"	±.0015"	.05"	0-50	37.60
2307-105*	1"	.0005"	±.0005"	±.002"	.05"	0-50	38.70

\*Supplied with manufacturer inspection certificate traceable to NIST USA

## REVERSE READING DIAL INDICATOR



2307-1RF



- Meet ASME B89.1.10M-2001
- Flat back
- Supplied with limit pointers and bezel clamp
- Optional accessory: backs, contact points



Part No.	Range	Graduation	Accuracy		Range/rev	Dial reading	Price (\$)
			First 2.5 rev	Overall			
2307-1RF*	1"	.001"	±.001"	±.002"	.1"	100-0	33.13

\*Supplied with manufacturer inspection certificate traceable to NIST USA

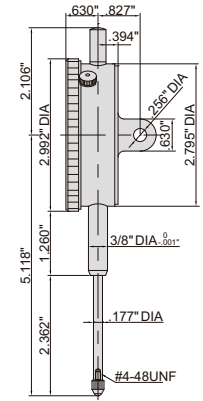
## LARGE DIAL FACE DIAL INDICATOR



- Meet ASME B89.1.10M-2001
- Lug back
- Supplied with limit pointers and bezel clamp
- Optional accessory: contact points



2312-15



Part No.	Range	Graduation	Accuracy		Range/rev	Dial reading	Price (\$)
			First 2.5 rev	Overall			
2312-15*	1.5"	.001"	±.001"	±.004"	.1"	0-100	73.10
2312-2*	2"	.001"	±.001"	±.004"	.1"	0-100	82.60

\*Supplied with manufacturer inspection certificate traceable to NIST USA

## PRECISION DIAL INDICATOR



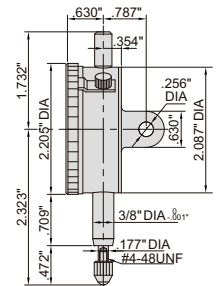
SHOCK PROOF

JEWELLED BEARING

- Meet ASME B89.1.10M-2001
- Shockproof
- Jeweled bearing
- Lug back
- Supplied with limit pointers and bezel clamp
- Optional accessory: backs, contact points



2315-05



Part No.	Range	Graduation	Accuracy		Range/rev	Dial reading	Price (\$)
			First 2.5 rev	Overall			
2315-05*	.05"	.0001"	±.0001"	±.0003"	.01"	0-100	118.60

\*Supplied with manufacturer inspection certificate traceable to NIST USA

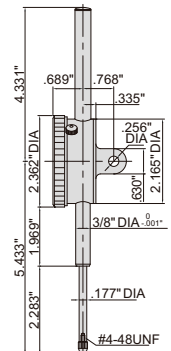
## LONG STROKE DIAL INDICATOR



- Lug back
- Supplied with limit pointers and bezel clamp
- Optional accessory: backs, contact points



2326-2



Part No.	Range	Graduation	Accuracy		Range/rev	Dial reading	Price (\$)
			First 2.5 rev	Overall			
2326-2*	2"	.001"	±.001"	±.004"	.1"	0-100	83.40

\*Supplied with manufacturer inspection certificate traceable to NIST USA

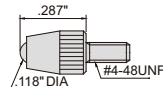
## CONTACT POINT



6282-0102

### BALL POINT

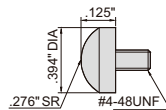
Part No.	Material of measuring face	Price (\$)
6282-0102	carbide	5.70



6282-0402

### SPHERICAL POINT

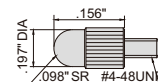
Part No.	Material of measuring face	Price (\$)
6282-0402	steel	12.70



6282-0201

### SHELL TYPE POINT

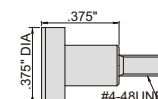
Part No.	Material of measuring face	Price (\$)
6282-0201	steel	6.30



6282-1207

### FLAT POINT

Part No.	Material of measuring face	Price (\$)
6282-1207	steel	22.89

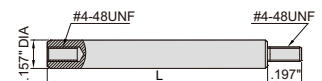


## EXTENSION ROD



6282-2018

Part No.	Material	L	Price (\$)
6282-2018	steel	1"	4.80
6282-2019	steel	2"	5.80
6282-2020	steel	4"	8.50



## MAGNETIC BACK

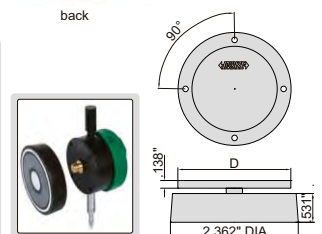


front 7331-M2

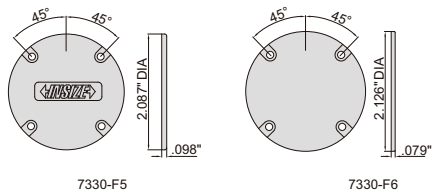


back

Part No.	D	For electronic/dial indicators	Price (\$)
7331-M1	2.087" DIA	2103, 2104, 2108, 2109, 2112, 2113, 2115, 2116, 2117	21.50
7331-M2	2.126" DIA	2318, 2307, 2326-2	22.17



### FLAT BACK

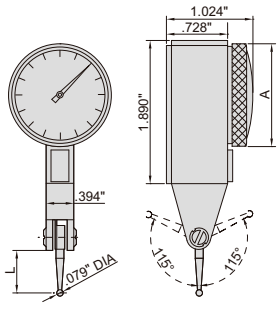


Part No.	For electronic/dial indicators	Price (\$)
7330-F5	2103	3.50
	2104	
	2112	
	2113	
	2115	
7330-F6	2307	2.70
	2326-2	

### DIAL TEST INDICATOR



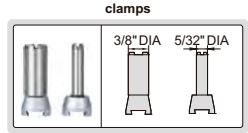
2380-31



- Jeweled bearing
- Carbide contact point
- Two measuring directions
- Anti magnetic body
- Supplied with two clamps: 5/32" DIA and 3/8" DIA
- Optional accessory: styli



**JEWELLED BEARING**



Part No.	Graduation	Range	Accuracy	Dial reading	A	L	Price (\$)
2380-31 *	.001"	.03"	±.001"	0-15-0	1.181" DIA	.50"	68.60
2380-35 *	.0005"	.03"	±.0005"	0-15-0	1.181" DIA	.50"	86.20
2380-301 *	.0001"	.008"	±.0001"	0-40-0	1.181" DIA	.563"	99.90
2381-31 *	.001"	.03"	±.001"	0-15-0	1.457" DIA	.50"	80.50
2381-35 *	.0005"	.03"	±.0005"	0-15-0	1.457" DIA	.50"	92.40
2381-301 *	.0001"	.008"	±.0001"	0-40-0	1.457" DIA	.563"	106.10

\*Supplied with manufacturer inspection certificate traceable to NIST USA

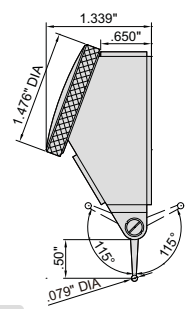
### DIAL TEST INDICATOR



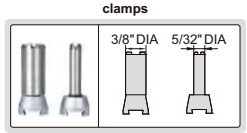
**JEWELLED BEARING**



2399-03



- Jeweled bearing
- Carbide contact point
- Two measuring directions
- Anti magnetic body
- Supplied with two clamps: 5/32" DIA and 3/8" DIA
- Optional accessory: styli



Part No.	Range	Graduation	Accuracy	Dial reading	Price (\$)
2399-03 *	.03"	.0005"	±.0005"	0-15-0	91.50

\*Supplied with manufacturer inspection certificate traceable to NIST USA

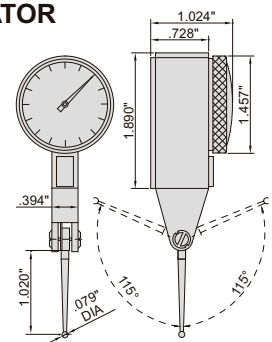
### LONG STYLI DIAL TEST INDICATOR



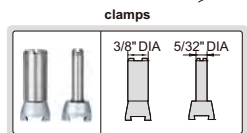
**JEWELLED BEARING**



2383-35A



- Jeweled bearing
- Carbide contact point
- Two measuring directions
- Anti magnetic body
- Supplied with two clamps: 5/32" DIA and 3/8" DIA
- Optional accessory: styli



Part No.	Range	Graduation	Accuracy	Dial reading	Price (\$)
2383-35A *	.03"	.0005"	±.0005"	0-15-0	133.00

\*Supplied with manufacturer inspection certificate traceable to NIST USA

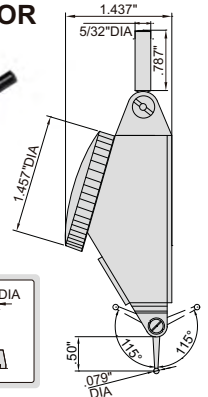
### LARGE RANGE DIAL TEST INDICATOR



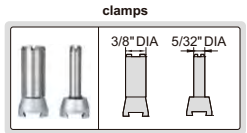
**JEWELLED BEARING**



2386-006A



- Jeweled bearing
- Carbide contact point
- Two measuring directions
- Anti magnetic body
- Supplied with two clamps: 5/32" DIA and 3/8" DIA
- Optional accessory: styli



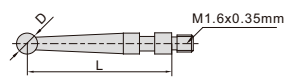
Part No.	Range	Graduation	Accuracy	Dial reading	Price (\$)
2386-006A *	.06"	.0005"	±.008"	0-15-0	148.00

\*Supplied with manufacturer inspection certificate traceable to NIST USA

### STYLI FOR DIAL TEST INDICATORS




6284-10



Part No.	For dial test indicator	Material of contact point	L	D	Price (\$)
6284-9	2380-31, 2380-35,	steel	.50"	.039"DIA	6.00
6284-10	2381-31, 2381-35,	carbide	.50"	.079"DIA	6.30
6284-11	2398-03,	ruby	.50"	.079"DIA	9.10
6284-12	2399-03,	carbide	.50"	.118"DIA	9.10
6284-13	2386-006A	carbide	.50"	.118"DIA	9.10
6284-14	2380-301,	steel	.563"	.039"DIA	7.00
6284-15	2381-301,	carbide	.563"	.079"DIA	7.00
6284-16		ruby	.563"	.079"DIA	10.00
		carbide	.563"	.118"DIA	10.00




### DIAL TEST INDICATOR HOLDER



Part No.	Stem section	Stem length (L)	Price (\$)
6293-3	.25x.5"	4"	22.80
6293-7	.25x.5"	2"	17.08



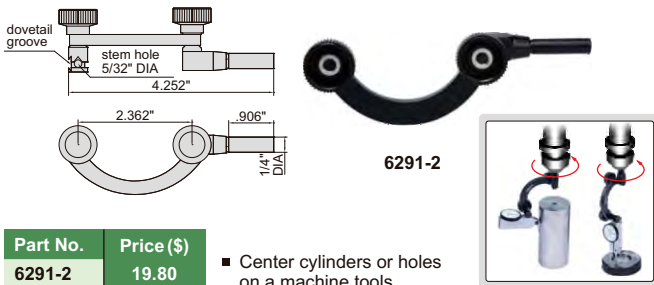
### DIAL TEST INDICATOR HOLDER



Part No.	Price (\$)
6296-2	23.80

■ Supplied with fixing spanner


### DIAL TEST INDICATOR CENTERING HOLDER



Part No.	Price (\$)
6291-2	19.80

■ Center cylinders or holes on a machine tools

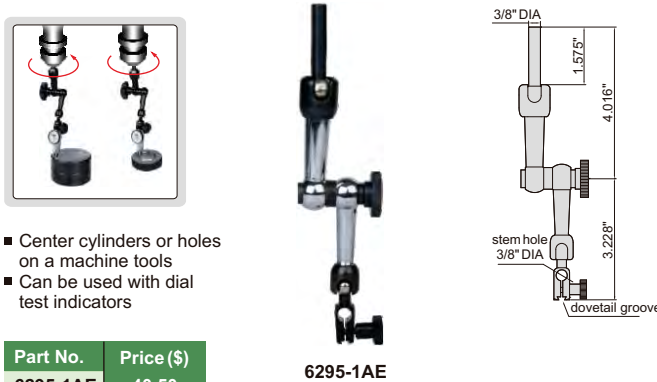
### DIAL TEST INDICATOR UNIVERSAL HOLDER



Part No.	Price (\$)
6293-5	27.80

■ Set the indicators at the desired attitude to the workpiece

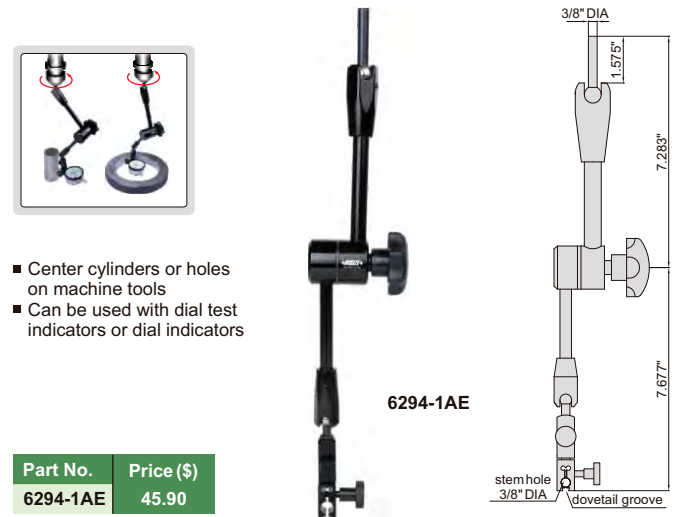
### DIAL TEST INDICATOR CENTERING HOLDER



■ Center cylinders or holes on a machine tools  
 ■ Can be used with dial test indicators

Part No.	Price (\$)
6295-1AE	40.50

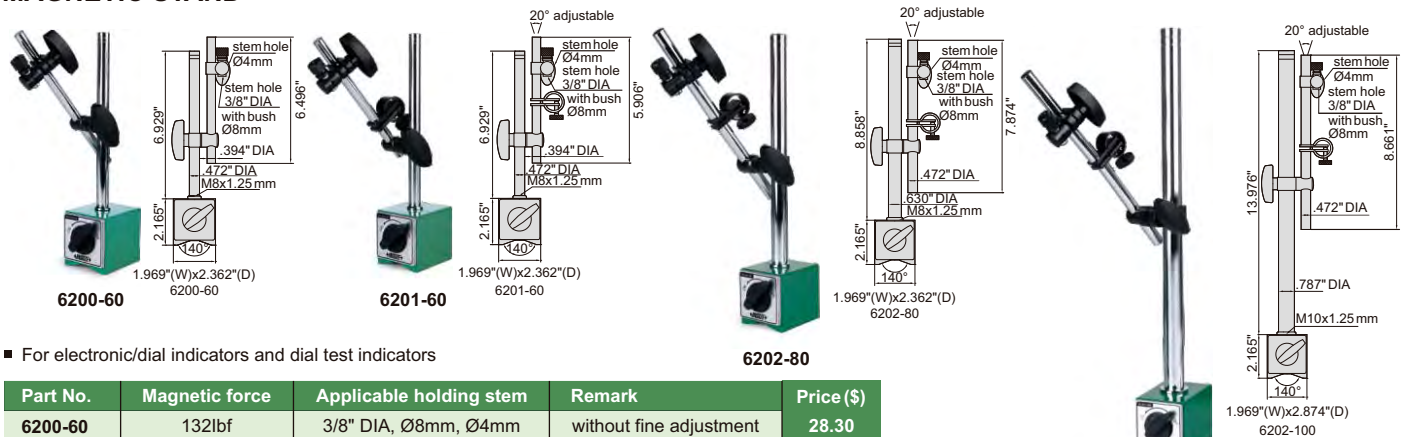
### INDICATOR CENTERING HOLDER



■ Center cylinders or holes on machine tools  
 ■ Can be used with dial test indicators or dial indicators

Part No.	Price (\$)
6294-1AE	45.90

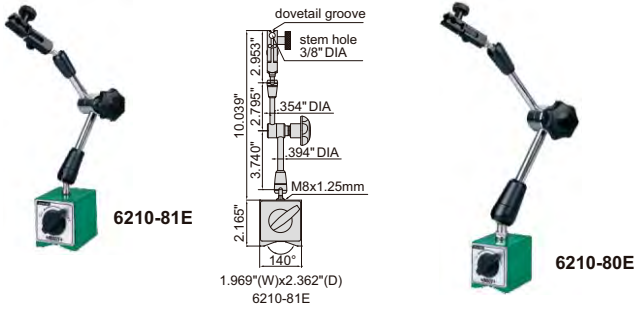
### MAGNETIC STAND




■ For electronic/dial indicators and dial test indicators

Part No.	Magnetic force	Applicable holding stem	Remark	Price (\$)
6200-60	132lbf	3/8" DIA, Ø8mm, Ø4mm	without fine adjustment	28.30
6201-60	132lbf	3/8" DIA, Ø8mm, Ø4mm	with fine adjustment	26.20
6202-80	176lbf	3/8" DIA, Ø8mm, Ø4mm	with fine adjustment	48.40
6202-100	220lbf	3/8" DIA, Ø8mm, Ø4mm	with fine adjustment	69.00

### UNIVERSAL MAGNETIC STAND



Part No.	Magnetic force	Applicable holding stem	Price (\$)
6210-81E	176lbf	3/8" DIA	109.90
6210-80E	176lbf	3/8" DIA	144.60
6210-100E	220lbf	3/8" DIA	167.60

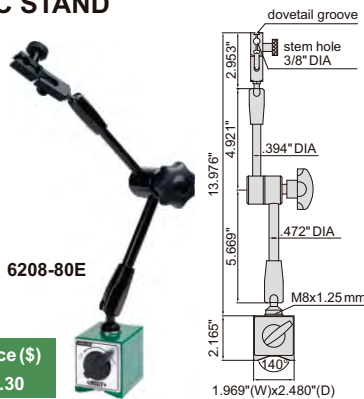


- For digital/dial indicators and dial test indicator
- With fine adjustment and dovetail grooves

### UNIVERSAL MAGNETIC STAND

**ATTENTION: LOW LOCKING FORCE**

- For electronic/dial indicators and dial test indicators
- Applicable holding stem: 3/8" DIA
- With fine adjustment and dovetail groove




Part No.	Magnetic force	Price (\$)
6208-80E	176lbf	67.30

### FLEX ARM MAGNETIC STAND

**ATTENTION: FOR DIAL TEST INDICATORS ONLY**

- For dial test indicators
- Applicable holding stem: 3/8" DIA, Ø8mm, Ø4mm

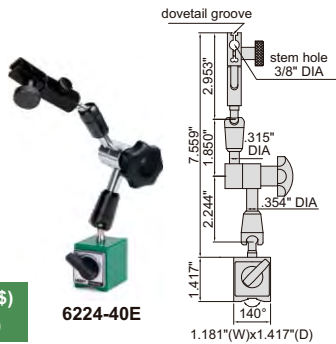


Part No.	Magnetic force	Price (\$)
6207-80A	176lbf	53.00

### MINI MAGNETIC STAND

**ATTENTION: FOR DIAL TEST INDICATORS ONLY**

- For dial test indicators
- Applicable holding stem: 3/8" DIA
- With fine adjustment and dovetail groove

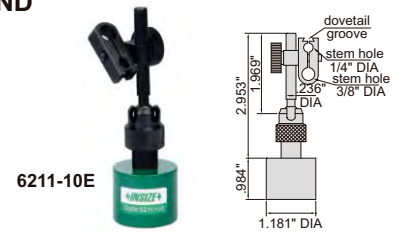


Part No.	Magnetic force	Price (\$)
6224-40E	88lbf	102.50

### MINI MAGNETIC STAND

**ATTENTION: FOR DIAL TEST INDICATORS ONLY**

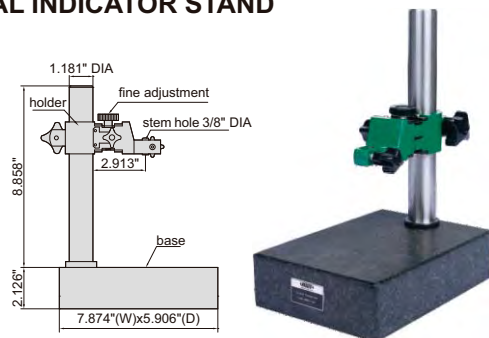
- For dial test indicators
- With dovetail groove



Part No.	Magnetic force	Applicable holding stem	Price (\$)
6211-10E	22lbf	1/4" DIA, 3/8" DIA	45.50

### GRANITE DIAL INDICATOR STAND

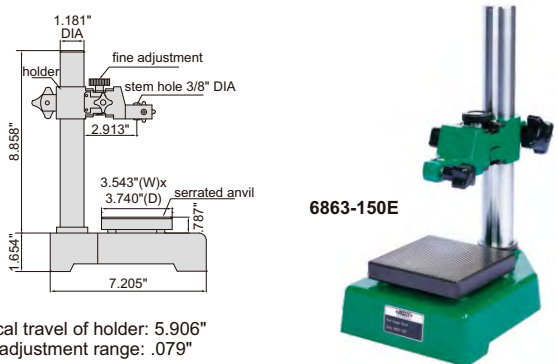
- Vertical travel of holder: 5.906"
- Fine adjustment range: .079"
- Base: flatness 98µin



Part No.	Applicable holding stem	Price (\$)
6866-150E	3/8" DIA	581.10

### DIAL INDICATOR STAND

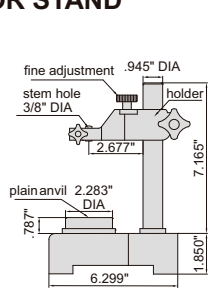
- Vertical travel of holder: 5.906"
- Fine adjustment range: .079"



Part No.	Applicable holding stem	Anvil	Price (\$)
6863-150E	3/8" DIA	serrated, flatness 59µin, hardness HRC60±2	652.00

### DIAL INDICATOR STAND

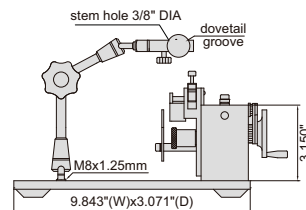
- Vertical travel of holder: 3.937"
- Fine adjustment range: .079"
- Applicable holding stem: 3/8" DIA



6862-1002E

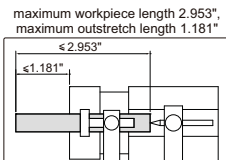
Part No.	Anvil	Price (\$)
6862-1002E	plain, flatness 59µin, hardness HRC60±2	470.00

### CONCENTRICITY GAGE

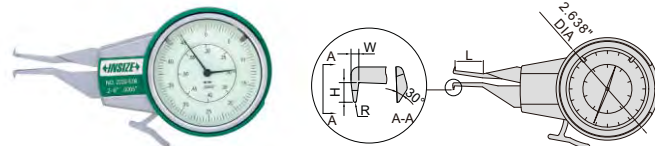


- Accuracy .00008"
- Optional accessory: dial test indicator, mini magnetic stand (part no. 6224-40E)

Part No.	Applicable diameter	Price (\$)
4789-1E	.138" DIA-.984" DIA	1305.00
4789-3E	.039" DIA-.984" DIA	1355.00



### INTERNAL DIAL CALIPER GAGE



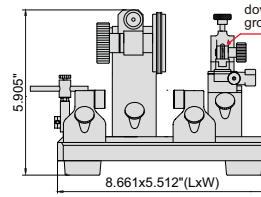
2222-E06

- Graduation: .0005"
- Accuracy: ±.0012"

Part No.	Range	L	H	W	R	Price (\$)
2222-E06	.2-.6"	.787"	.079"	.098"	.012"R	222.60
2222-E10	.2-1.0"	1.378"	.059"	.039"	.012"R	241.50
2222-E121	.4-1.2"	2.165"	.217"	.098"	.020"R	266.60
2222-E161	.8-1.6"	3.150"	.236"	.118"	.020"R	266.60
2222-E201	1.2-2.0"	3.150"	.315"	.118"	.020"R	266.60

Sizes available up to 1.6-2.4"

### CONCENTRICITY GAGE



4724-25

- Accuracy .0001"
- Diameter range: .118-.984"
- Load: 11.03lb

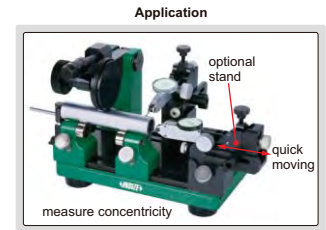
Part No.	Workpiece length		Price (\$)
	Without optional stand	With optional stand	
4724-25	0-8.661"	0-4.472"	2064.00




4724-STAND

Stand (optional)

Part No.	Price (\$)
4724-STAND	642.92

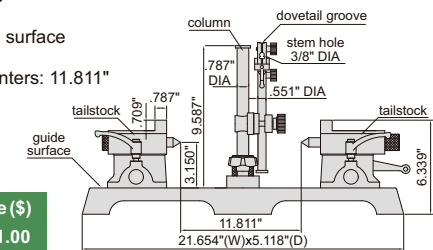


### BENCH CENTER



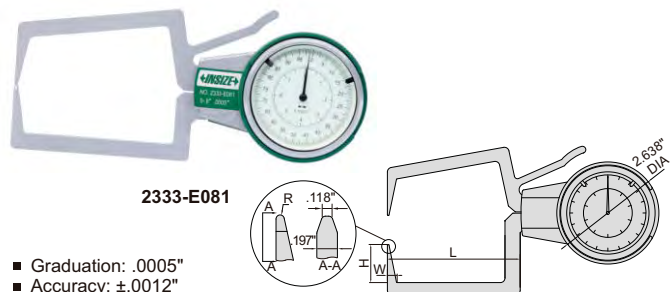
4782-300E

- Horizontal parallelism: .0004"
- Vertical parallelism: .0006"
- Taper of center: MT1
- Hardened cast-iron guide surface
- Movable column
- Distance between two centers: 11.811"
- Center height: 3.150"
- V-slot for cylinder: .157" DIA-.866" DIA



Part No.	Load	Price (\$)
4782-300E	55lb	2391.00

### EXTERNAL DIAL CALIPER GAGE



2333-E081

- Graduation: .0005"
- Accuracy: ±.0012"

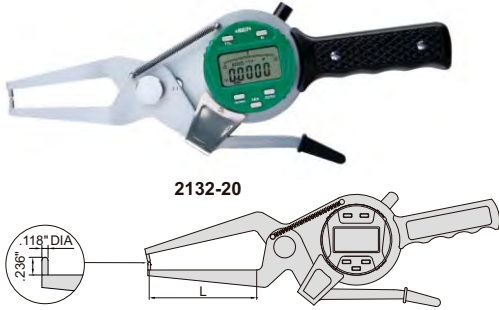
Part No.	Range	L	H	W	R	Price (\$)
2333-E081	0-.8"	3.150"	.984"	.256"	.020"R	241.50

Sizes available up to 1.6-2.4"

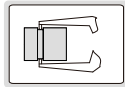


### ELECTRONIC EXTERNAL CALIPER GAGE

DATA OUTPUT



- Carbide measuring tips
- Reading in digit and analog
- Display can be rotated by 320°
- Button function: tolerance Go and No-Go display, data preset, measuring direction change, max./min./TIR measurement, inch/metric conversion, absolute/incremental measurement
- CR2032 battery, automatic power off
- Data output
- Optional accessory: data output cable



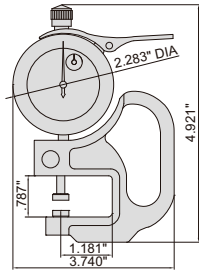
Part No.	Range	Resolution	Accuracy	L	Price (\$)
2132-20	0-.8"/0-20mm	.0005"/0.01mm	±.0016"	2.362"	352.80

Sizes available up to 4"

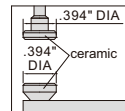
### THICKNESS GAGE



2364-055



Part No.	Range	Graduation	Accuracy	Price (\$)
2364-055	0-.5"	.0005"	±.0008"	88.60

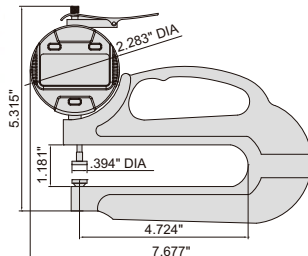


### ELECTRONIC THICKNESS GAGE

DATA OUTPUT



2872-10



- Ceramic spindle tip and anvil
- Buttons: on/off, zero, mm/inch
- Battery CR2032, automatic power off
- Data output
- Optional accessory: data output cable

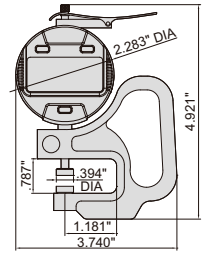
Part No.	Range	Resolution	Accuracy	Price (\$)
2872-10	0-.4"/0-10mm	.0005"/0.01mm	±.0008"	177.80

### ELECTRONIC THICKNESS GAGE

DATA OUTPUT



2871-101



- Ceramic spindle tip and anvil
- Buttons: on/off, zero, inch/mm
- Battery CR2032, automatic power off
- Data output
- Optional accessory: data output cable

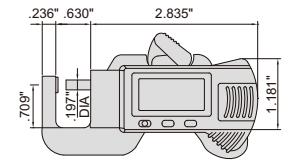
Part No.	Range	Resolution	Accuracy	Price (\$)
2871-10	0-.4"/0-10mm	.0005"/0.01mm	±.0008"	153.90
2871-101	0-.4"/0-10mm	.00005"/0.001mm	±.0002"	287.90

### ELECTRONIC SNAP GAGE

DATA OUTPUT



2166-12



- Optional accessory: data output cable

Part No.	Range	Resolution	Accuracy	Price (\$)
2166-12	0-.5"/0-12mm	.0005"/0.01mm	±.0012"	152.30

### STEP AND GAP GAGE

DATA OUTPUT



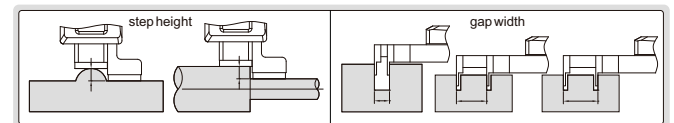
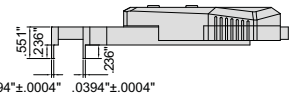
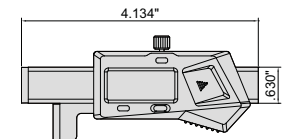
front



back

2168-12

- Measure step height and gap width
- Resolution: .0005"/0.01mm
- Buttons: on/off, zero, mm/inch
- Automatic power off, move the digital unit to turn on power
- Battery CR2032
- Data output
- Made of stainless steel
- Supplied with zero setting block
- Optional accessory: data output cable



zero setting block (included)

Part No.	Range	Accuracy	Price (\$)
2168-12	0-.5"/0-12.7mm	±.0012"	254.40



## STEEL GAGE BLOCK SET

- Made of alloy steel
- Meet ASME B89.1.9
- Supplied with manufacturer inspection certificate



4102-81



Blocks per set	Gage blocks included in set			Part No.		Part No.		Part No.	
	Size (inch)	Step (inch)	Quantity	Grade 0	Price (\$)	Grade AS-1	Price (\$)	Grade AS-2	Price (\$)
36	.05		1	4102-36	470.70	4102-136	350.60	4102-236	263.90
	.1001-.1009	.0001	9						
	.101-.109	.001	9						
	.11-.19	.01	9						
	.1-.5	.1	5						
	1		1						
81	.1001-.1009	.0001	9	4102-81	796.20	4102-181	584.40	4102-281	411.20
	.101-.149	.001	49						
	.05-.95	.05	19						
	1-4	1	4						

## INDIVIDUAL STEEL GAGE BLOCK



ATTENTION: CAN SUPPLY GRADE 0 AND GRADE AS-1

**CUSTOM-MADE**  
CAN SUPPLY ANY SIZES FROM .02" TO 40", SUCH AS 3.876"  
SIZE<4": MOQ 6PCS PER SIZE  
SIZE>4": MOQ 3PCS PER SIZE

Dimension:

L	W	H
.02 ≤ L ≤ .394"	.354"	1.181"
L > .394"	.354"	1.378"

- Made of alloy steel
- Meet ASME B89.1.9
- Supplied with manufacturer inspection certificate

### Grade AS-2

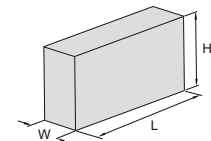
Part No.	Size (L)	Price (\$)
4112-CD1	.1"	17.10
4112-CD1001	.1001"	17.10
4112-CD1002	.1002"	17.10
4112-CD1003	.1003"	17.10
4112-CD1004	.1004"	17.10
4112-CD1005	.1005"	17.10
4112-CD1006	.1006"	17.10
4112-CD1007	.1007"	17.10
4112-CD1008	.1008"	17.10
4112-CD1009	.1009"	17.10
4112-CD101	.101"	17.10
4112-CD102	.102"	17.10
4112-CD103	.103"	17.10
4112-CD104	.104"	17.10
4112-CD105	.105"	17.10
4112-CD106	.106"	17.10
4112-CD107	.107"	17.10
4112-CD108	.108"	17.10
4112-CD109	.109"	17.10
4112-CD11	.11"	17.10
4112-CD111	.111"	17.10
4112-CD112	.112"	17.10
4112-CD113	.113"	17.10
4112-CD114	.114"	17.10
4112-CD115	.115"	17.10
4112-CD116	.116"	17.10

### Grade AS-2

Part No.	Size (L)	Price (\$)
4112-CD117	.117"	17.10
4112-CD118	.118"	17.10
4112-CD119	.119"	17.10
4112-CD12	.12"	17.10
4112-CD121	.121"	17.10
4112-CD122	.122"	17.10
4112-CD123	.123"	17.10
4112-CD124	.124"	17.10
4112-CD125	.125"	17.10
4112-CD126	.126"	17.10
4112-CD127	.127"	17.10
4112-CD128	.128"	17.10
4112-CD129	.129"	17.10
4112-CD13	.13"	17.10
4112-CD131	.131"	17.10
4112-CD132	.132"	17.10
4112-CD133	.133"	17.10
4112-CD134	.134"	17.10
4112-CD135	.135"	17.10
4112-CD136	.136"	17.10
4112-CD137	.137"	17.10
4112-CD138	.138"	17.10
4112-CD139	.139"	17.10
4112-CD14	.14"	17.10
4112-CD141	.141"	17.10
4112-CD142	.142"	17.10

### Grade AS-2

Part No.	Size (L)	Price (\$)
4112-CD143	.143"	17.10
4112-CD144	.144"	17.10
4112-CD145	.145"	17.10
4112-CD146	.146"	17.10
4112-CD147	.147"	17.10
4112-CD148	.148"	17.10
4112-CD149	.149"	17.10
4112-CD15	.15"	17.10
4112-CD2	.2"	17.10
4112-CD25	.25"	17.10
4112-CD3	.3"	17.10
4112-CD35	.35"	17.10
4112-CD4	.4"	21.50
4112-CD45	.45"	21.50
4112-CD5	.5"	21.50
4112-CD55	.55"	21.50
4112-CD6	.6"	21.50
4112-CD65	.65"	21.50
4112-CD7	.7"	21.50
4112-CD75	.75"	21.50
4112-CD8	.8"	21.50
4112-CD85	.85"	21.50
4112-CD9	.9"	21.50
4112-CD95	.95"	21.50
4112-C1	1"	21.50
4112-C2	2"	28.00



4112-C3

### Grade AS-2

Part No.	Size (L)	Price (\$)
4112-C3	3"	37.70
4112-C4	4"	55.20
4112-C5	5"	80.60
4112-C6	6"	116.70
4112-C7	7"	158.30
4112-C8	8"	194.40
4112-C10	10"	218.50
4112-C12	12"	266.70
4112-C16	16"	338.90
4112-C20	20"	399.10

## AMERICAN STANDARD THREAD PLUG GAGE

- Class 2B
- Standard ANSI B1.2



4131-1B1

ATTENTION: BASIC MODEL



Part No.	Size	Price (\$)	Part No.	Size	Price (\$)	Part No.	Size	Price (\$)	Part No.	Size	Price (\$)
4131-41*	4-40UNC	81.40	4131-1B2*	1/4-28UNF	77.40	4131-7D2*	7/16-20UNF	81.20	4131-5C2*	5/8-18UNF	89.40
4131-61*	6-32UNC	74.50	4131-5D1*	5/16-18UNC	73.40	4131-1A1*	1/2-13UNC	88.60	4131-3B1*	3/4-10UNC	119.00
4131-81*	8-32UNC	74.50	4131-5D2*	5/16-24UNF	73.40	4131-1A2*	1/2-20UNF	85.60	4131-3B2*	3/4-16UNF	99.00
4131-102*	10-32UNF	81.40	4131-3C1*	3/8-16UNC	81.40	4131-9D2*	9/16-18UNF	85.60			
4131-1B1*	1/4-20UNC	73.40	4131-3C2*	3/8-24UNF	81.40	4131-5C1*	5/8-11UNC	117.40			

\*Supplied with manufacturer inspection certificate

## AMERICAN STANDARD THREAD RING GAGE



**ATTENTION: INSPECTED BY MASTER  
PLUG GAGES INSTEAD OF LENGTH MACHINE**

**ATTENTION:  
BASIC MODEL**

- Class 2A
- Standard ANSI B1.2



4121-1B1



4121-1B1N


Size	Part No. (GO)	Price (\$)	Part No. (NOGO)	Price (\$)
4-40UNC	4121-41 *	80.50	4121-41N *	56.50
6-32UNC	4121-61 *	72.50	4121-61N *	52.50
8-32UNC	4121-81 *	72.50	4121-81N *	52.50
10-32UNF	4121-102 *	72.50	4121-102N *	52.50
1/4-20UNC	4121-1B1 *	72.80	4121-1B1N *	52.90
1/4-28UNF	4121-1B2 *	78.80	4121-1B2N *	55.80
5/16-18UNC	4121-5D1 *	65.80	4121-5D1N *	47.80
5/16-24UNF	4121-5D2 *	65.80	4121-5D2N *	47.80
3/8-16UNC	4121-3C1 *	65.80	4121-3C1N *	47.80

\* Supplied with manufacturer inspection certificate

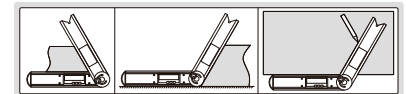
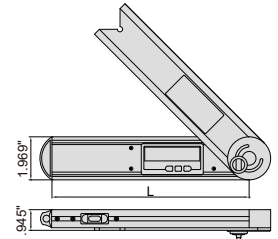
Size	Part No. (GO)	Price (\$)	Part No. (NOGO)	Price (\$)
3/8-24UNF	4121-3C2 *	73.80	4121-3C2N *	60.80
7/16-20UNF	4121-7D2 *	69.00	4121-7D2N *	48.00
1/2-13UNC	4121-1A1 *	79.00	4121-1A1N *	56.00
1/2-20UNF	4121-1A2 *	74.00	4121-1A2N *	54.00
9/16-18UNF	4121-9D2 *	74.00	4121-9D2N *	54.00
5/8-11UNC	4121-5C1 *	107.00	4121-5C1N *	74.00
5/8-18UNF	4121-5C2 *	79.00	4121-5C2N *	56.00
3/4-10UNC	4121-3B1 *	108.20	4121-3B1N *	75.20
3/4-16UNF	4121-3B2 *	108.20	4121-3B2N *	75.20

## ELECTRONIC PROTRACTOR

- Buttons: ON/OFF, HOLD (keep the reading), ZERO, ABS (absolute and incremental measurement)
- Fix the locking screw at 4 positions for different measuring ranges: 0°~225°, -225°~0°, -45°~180°, -180°~45°
- Remove the locking screw for 360° range
- With level vial
- Battery CR2032
- Automatic power off



2171-250

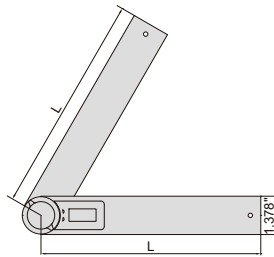


Part No.	Size (L)	Range	Resolution	Accuracy	Price (\$)
2171-250	10"	0-360°	0.05°	±0.15°	93.40

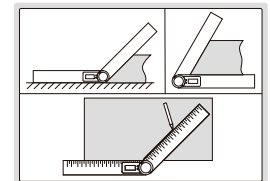
## ELECTRONIC PROTRACTOR



2176-200



- Buttons: ON/OFF, ZERO
- With clamping screw to lock the blades
- Graduation of blade: 1/32" and 1mm
- CR2032 battery
- Automatic power off

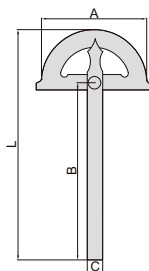


Part No.	Size (L)	Range	Resolution	Accuracy	Price (\$)
2176-200	8"	0 - 360°	0.1°	±0.3°	55.50
2176-300	12"	0 - 360°	0.1°	±0.3°	59.34

## PROTRACTOR



4799-180

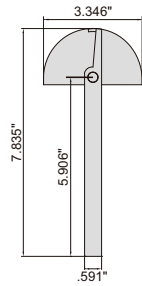


- Graduation 1°
- Made of stainless steel
- Satin chrome plated scale
- With clamping screw

Part No.	Size (AxB)	Range	Accuracy	L	C	Price (\$)
4799-180	3.1x4.7"	0 - 180°	±0.3°	6.614"	.433"	28.20
4799-1120	4.7x5.9"	0 - 180°	±0.3°	8.661"	.551"	31.00
4799-1150	5.9x7.9"	0 - 180°	±0.3°	11.220"	.630"	41.60
4799-1200	7.9x11.8"	0 - 180°	±0.3°	16.260"	.787"	53.40

Sizes available up to 11.8x19.7"

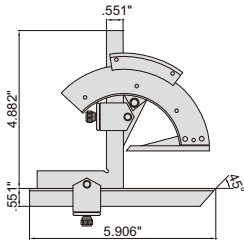
### PROTRACTOR



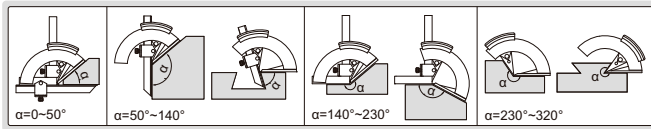
- Made of stainless steel **4780-85**
- Satin chrome plated scale
- With clamping screw

Part No.	Range	Graduation	Accuracy	Price (\$)
4780-85	0 - 180°	1°	±0.3°	18.40

### PROTRACTOR



2374-320

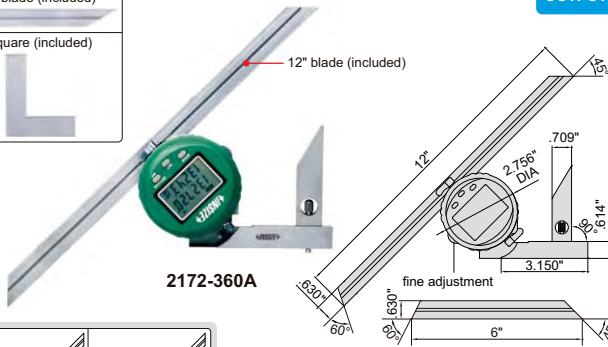
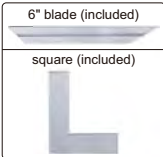


- Graduation: 2'
- Made of stainless steel
- Satin chrome plated scale

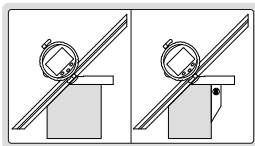
Part No.	Range	Accuracy	Price (\$)
2374-320	0 - 320°	±2'	120.50

### ELECTRONIC PROTRACTOR

DATA OUTPUT



2172-360A



clamp for height gages




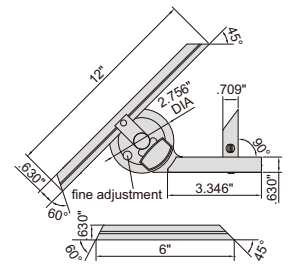
- Display in degree (for example 32.655°) and degree/minute/second (for example 32°39'30")
- SET button: preset the reading, change measuring direction
- MODE button: choose 0-90°, 0-180° or 0-360° display
- ZERO/ON/OFF button: zero and power on/off
- Battery CR2032, automatic power off
- Data output
- Supplied with square to set 90°
- Made of stainless steel
- Optional accessory: data output system (part no. 7305-SPC1A), clamp (part no. 2372-CLAMP), suitable for height gages 1156, 1151, 1351 and 1250

Part No.	Range	Resolution	Accuracy	Price (\$)
2172-360A	0 - 360°	10"/0,005°	±5'	569.00

### UNIVERSAL PROTRACTOR




2372-360



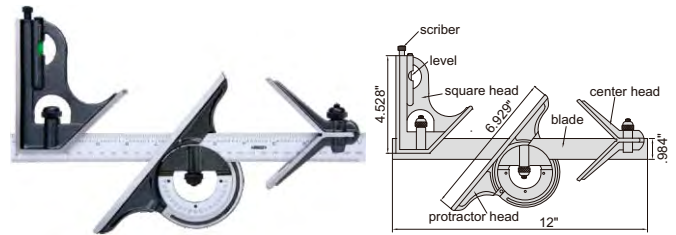
6" blade (included)

- Parallax-free reading
- Made of stainless steel
- Optional accessory: clamp (part no. 2372-CLAMP), suitable for height gages 1156, 1151, 1351 and 1250

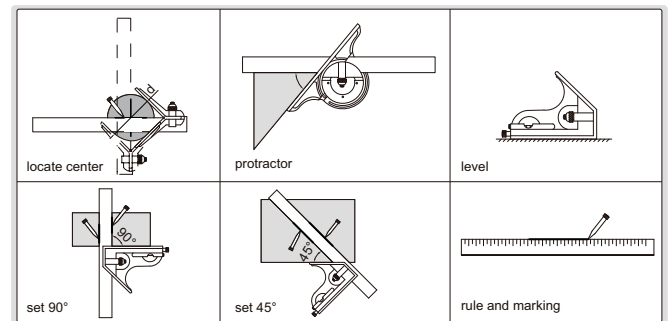


Part No.	Range	Graduation	Accuracy	Price (\$)
2372-360	0 - 360°	5'	±5'	97.30

### COMBINATION SQUARE SET



2278-180



- Center head: To locate center of cylinder with diameter (d): 1.181" DIA-3.937" DIA Accuracy: ±.006"
- Protractor head: To set the blade at desired angle to an edge of a workpiece, and can be used to measure angles Range: 0-180° Accuracy: ±7min.
- Square head: To set the blade at 90° or 45° to an edge of a workpiece Accuracy: ±8min for 90° square, ±10min for 45° square
- Optional accessory: rigid rule (part no. 7113)

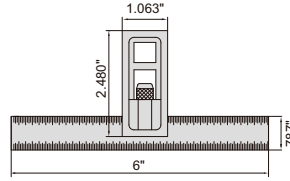
Part No.	Blade Range	Blade Graduation	Price (\$)
2278-180	12"/300mm	1/32" and 0.5mm on front face, 1/64" and 1mm on back face	141.20
2278-180E	12"	1/8" and 1/16" on front face, 1/32" and 1/64" on back face	141.20



## DOUBLE SQUARE

- Accuracy:  $\pm 2\text{min}$  for  $90^\circ$  square
- Hardened and chrome plated blade

Part No.	Blade Length	Graduation	Price (\$)
2277-2	6"	1/8", 1/16", 1/32", 1/64"	31.99

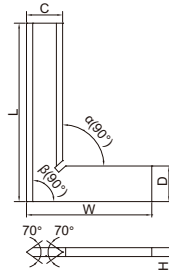


2277-2

## 90° BEVELED EDGE SQUARE



4790-0100



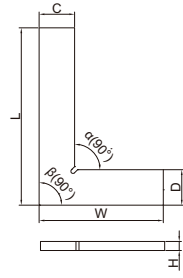
- DIN875 grade 00
- Satin chrome plating
- Beveled edges for inside and outside measurement
- Made of hardened stainless steel

Part No.	Size (LxW)	Squareness		C	D	H	Price (\$)
		Inside ( $\alpha$ )	Outside ( $\beta$ )				
4790-050	2.0x1.6"	94 $\mu\text{in}$	98 $\mu\text{in}$	.512"	.512"	.157"	42.80
4790-075	3.0x2.0"	102 $\mu\text{in}$	110 $\mu\text{in}$	.591"	.591"	.157"	48.40
4790-0100	3.9x2.8"	110 $\mu\text{in}$	118 $\mu\text{in}$	.787"	.787"	.197"	55.70
4790-0150	5.9x3.9"	126 $\mu\text{in}$	138 $\mu\text{in}$	1.181"	1.181"	.236"	92.40
4790-0200	7.9x5.1"	146 $\mu\text{in}$	157 $\mu\text{in}$	1.339"	1.339"	.276"	118.50
4790-0250	9.8x6.5"	165 $\mu\text{in}$	177 $\mu\text{in}$	1.378"	1.378"	.276"	182.40
4790-0300	11.8x7.9"	181 $\mu\text{in}$	197 $\mu\text{in}$	1.575"	1.575"	.315"	223.90

## 90° FLAT EDGE SQUARE



4791-100



- DIN875 grade 0
- Made of hardened stainless steel

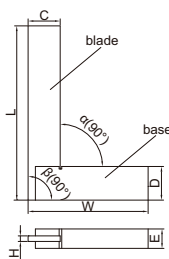
Part No.	Size (LxW)	Squareness		C	D	H	Price (\$)
		Inside ( $\alpha$ )	Outside ( $\beta$ )				
4791-50	2.0x1.6"	236 $\mu\text{in}$	236 $\mu\text{in}$	.512"	.512"	.157"	37.30
4791-75	3.0x2.0"	236 $\mu\text{in}$	276 $\mu\text{in}$	.591"	.591"	.157"	42.10
4791-100	3.9x2.8"	276 $\mu\text{in}$	276 $\mu\text{in}$	.787"	.787"	.197"	49.10
4791-150	5.9x3.9"	276 $\mu\text{in}$	315 $\mu\text{in}$	1.181"	1.181"	.236"	73.60
4791-200	7.9x5.1"	315 $\mu\text{in}$	354 $\mu\text{in}$	1.181"	1.181"	.276"	95.30
4791-250	9.8x6.5"	354 $\mu\text{in}$	394 $\mu\text{in}$	1.378"	1.378"	.276"	126.50
4791-300	11.8x7.9"	394 $\mu\text{in}$	433 $\mu\text{in}$	1.575"	1.575"	.315"	135.50

## MACHINIST SQUARE WITH WIDE BASE

ATTENTION:  
LOW ACCURACY



4707-100



- Economic model
- DIN875 grade 2
- Made of carbon steel, no anti-rust treatment, not hardened

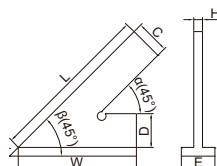
Part No.	Size (LxW)	Squareness		C	D	H	E	Price (\$)
		Inside ( $\alpha$ )	Outside ( $\beta$ )					
4707-100	3.9x2.8"	1.10mil	1.18mil	.748"	.748"	.118"	.472"	19.20
4707-150	6x4"	1.30mil	1.38mil	.984"	.984"	.118"	.630"	27.20
4707-200	8x5"	1.46mil	1.58mil	1.181"	1.260"	.157"	.630"	49.60
4707-250	10x6"	1.65mil	1.77mil	1.181"	1.260"	.157"	.748"	57.30
4707-300	12x8"	1.85mil	1.97mil	1.260"	1.260"	.157"	.748"	72.00
4707-400	16x10"	2.21mil	2.36mil	1.496"	1.496"	.197"	.866"	101.10
4707-500	20x12"	2.56mil	2.76mil	1.772"	1.969"	.236"	.984"	173.00
4707-600	24x14"	2.95mil	3.15mil	1.969"	1.969"	.236"	1.181"	251.00

Sizes available up to 39x22"

## 45° SQUARE WITH WIDE BASE



4747-150



- Made of hardened stainless steel

Part No.	Size (LxW)	Squareness		C	D	H	E	Price (\$)
		Inside ( $\alpha$ )	Outside ( $\beta$ )					
4747-150	5.9x3.9"	1.26mil	1.42mil	.787"	.787"	.197"	.787"	50.70
4747-200	7.9x5.1"	1.42mil	1.61mil	.984"	.984"	.197"	.984"	78.00

## STRAIGHT EDGE



4700-100

- DIN874
- Satin chrome plating
- Beveled edge
- Made of hardened stainless steel

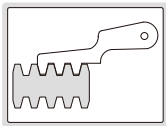


Part No.	Size (L)	Straightness	W	H	Price (\$)
4700-100	3.9"	94µin	.197"	.984"	33.20
4700-150	5.9"	102µin	.236"	1.181"	49.10
4700-200	7.9"	110µin	.236"	1.181"	57.60
4700-300	11.8"	126µin	.315"	1.575"	109.60

Sizes available up to 19.7"

## PITCH GAGE

- Check the pitch of screw thread
- Accuracy: ±.0028"



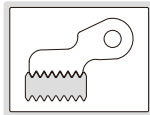
4824-12



Part No.	Range	Thread type	Pitch of leaves included	Quantity of leaves	Price (\$)
4824-16	1-12TPI	ACME 29°	1, 1-1/3, 1-1/2, 1-3/4, 2, 2-1/2, 3, 3-1/2, 4, 5, 6, 7, 8, 9, 10, 12TPI	16	55.80
4824-12	2-20mm	Tr 30°	2, 3, 4, 5, 6, 7, 8, 9, 10, 12, 16, 20mm	12	49.90

## PITCH GAGE

- Check the pitch of screw thread
- Accuracy: ±.0028"



4820-124



### Unified 60° screw

Part No.	Range	Pitch of leaves included	Quantity of leaves	Price (\$)
4820-230	4-42TPI	4, 4-1/2, 5, 5-1/2, 6, 7, 8, 9, 10, 11, 11-1/2, 12, 13, 14, 15, 16, 18, 20, 22, 24, 26, 27, 28, 30, 32, 34, 36, 38, 40, 42TPI	30	11.80

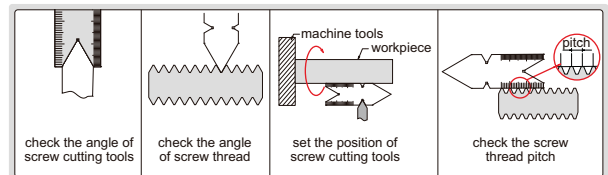
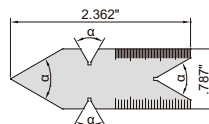
### Metric 60° screw

Part No.	Range	Pitch of leaves included	Quantity of leaves	Price (\$)
4820-124	0.25-7.0mm	0.25, 0.3, 0.35, 0.4, 0.5, 0.7, 0.75, 0.8, 0.9, 1, 1.25, 1.5, 1.75, 2, 2.5, 3, 3.5, 4, 4.5, 5, 5.5, 6, 6.5, 7mm	24	10.00

## CENTER GAGE



4810-602



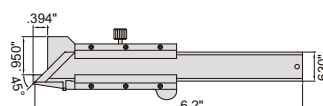
- To check and set screw cutting tools, and check the angle and pitch of screw thread
- Angle accuracy: ±30min.

Part No.	Thread type	Angle (α)	Graduation	Price (\$)
4810-602	UNIFIED 60°	60°	14ths and 20ths on front side, 24ths and 32ths on back side	7.30

## CHAMFER GAGE

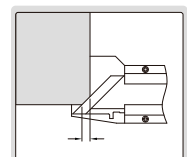


1267-02



- Measure 45° chamfer dimension
- Graduation .001"
- Made of stainless steel
- Satin chrome plated reading surface

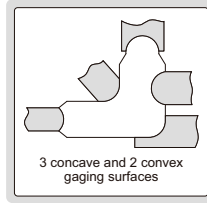
measure 45° chamfer dimension



Part No.	Range	Accuracy	Price (\$)
1267-02	0-.2"	±.003"	128.40

## RADIUS GAGE SET

- Each piece has 3 concave and 2 convex gaging surfaces



4804-26

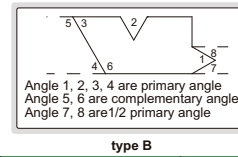
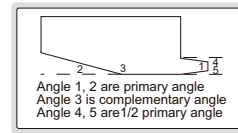


Part No.	Range	Radius of leaves included	Quantity of leaves	Accuracy	Handle	Price (\$)
4804-25E	1/64"-1/2"	1/64", 1/32", 3/64", 1/16", 5/64", 3/32", 7/64", 1/8", 9/64", 5/32", 11/64", 3/16", 13/64", 7/32", 15/64", 1/4", 17/64", 9/32", 5/16", 11/32", 3/8", 13/32", 7/16", 15/32", 1/2"	25	±.002"	with	53.30
4804-26	0.5-13mm	0.5, 1, 1.5, 2, 2.5, 3, 3.5, 4, 4.5, 5, 5.5, 6, 6.5, 7, 7.5, 8, 8.5, 9, 9.5, 10, 10.5, 11, 11.5, 12, 12.5, 13mm	26	±0.05mm	with	54.80

## ANGLE GAGE SET

- Each blade checks primary, 1/2 primary and complementary angles

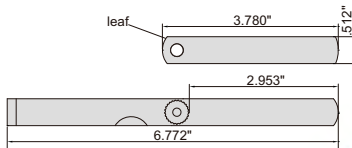
Primary angle	1/2 primary angle	Complementary angle	Type	Primary angle	1/2 primary angle	Complementary angle	Type
5°	2°30'	175°	A	50°	25°	130°	B
10°	5°	170°	A	55°	27°30'	125°	B
15°	7°30'	165°	A	60°	30°	120°	B
20°	10°	160°	B	65°	32°30'	115°	B
25°	12°30'	155°	B	70°	35°	110°	B
30°	15°	150°	B	75°	37°30'	105°	B
35°	17°30'	145°	B	80°	40°	100°	B
40°	20°	140°	B	85°	42°30'	95°	B
45°	22°30'	135°	B	90°	45°	90°	B



4807

Part No.	Quantity of leaves	Accuracy	Price (\$)
4807	18	±10'	54.00

## FEELER GAGE



- .010" is made of brass, others are made of hardened alloy steel
- Each blade is marked with inch/metric size



4608-31

Thickness of leaves included	Accuracy
.010" (brass)	±.00039"
.0015", .002"	±.0002"
.0025", .003", .004", .005", .006", .007"	±.00028"
.008", .009"	±.00035"
.010", .011"	±.00039"
.012", .013"	±.00047"
.014", .015"	±.00051"
.016", .017"	±.00055"
.018", .019"	±.00059"
.020", .021"	±.00067"
.022", .023"	±.00071"
.024", .025", .026"	±.00075"
.028"	±.00091"
.030"	±.00094"
.032", .035"	±.00102"

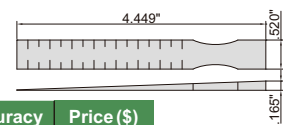
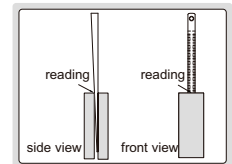
Part No.	Range	Quantity of leaves	Price (\$)
4608-31	.0015" ~ .035"	32	9.40

## TAPER GAGE



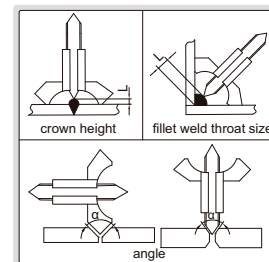
4630-1E

- For quick measurement of gap width
- Stain chrome plated reading surface
- Made of stainless steel



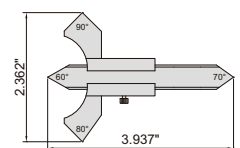
Part No.	Range	Graduation	Accuracy	Price (\$)
4630-1E	.01"-.15"	.001"	±.003"	58.50

## WELDING GAGE



4830-E

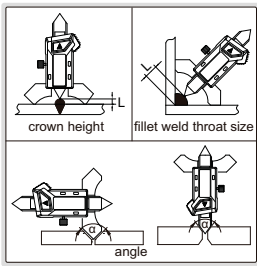
- Made of stainless steel
- Stain chrome plated reading surface



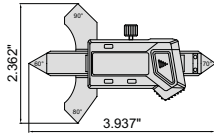
Part No.	Measurement	Range	Graduation	Accuracy	Price (\$)
4830-E	crown height	0-5/16"	1/128"	±.0039"	31.90
	fillet weld throat size	0-9/16"	1/128"	±.0118"	
	angle	60°, 70°, 80°, 90°	—	±1°	

## ELECTRONIC WELDING GAGE

**ATTENTION:  
NO DATA OUTPUT**



4831-20A



- Buttons: zero, inch/mm, on/off
- Battery LR44
- Made of stainless steel

Part No.	Measurement	Range	Resolution	Accuracy	Price (\$)
4831-20A	crown height	0-.4"/0-7mm	.0005"/0.01mm	±.0012"	179.10
	fillet weld throat size	0-.8"/0-20mm	.0005"/0.01mm	±.0039"	
	angle	60°, 70°, 80°, 90°	—	±1°	

## WIRE GAGE

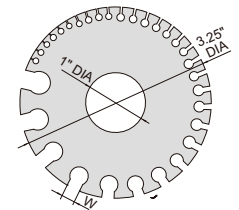
- For gaging non-ferrous wire and metals such as copper, brass and aluminum
- Hardened and satin chrome finish



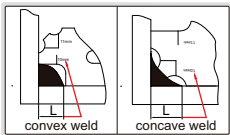
4808

Part No.	Range	Accuracy	Price (\$)
4808	0-36 (.325-.005")	+.002/- .0015"	26.50

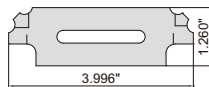
No.	W	No.	W	No.	W	No.	W
0	.325"	10	.102"	20	.032"	30	.010"
1	.289"	11	.091"	21	.028"	31	.009"
2	.257"	12	.081"	22	.025"	32	.008"
3	.229"	13	.072"	23	.022"	33	.007"
4	.204"	14	.064"	24	.020"	34	.0063"
5	.182"	15	.057"	25	.018"	35	.0056"
6	.162"	16	.051"	26	.016"	36	.005"
7	.144"	17	.045"	27	.014"		
8	.128"	18	.040"	28	.012"		
9	.114"	19	.036"	29	.011"		



## FILLET WELDING GAGE



4836-2



- Measure concave and convex weld sizes
- 7 blades are included
- Made of stainless steel

Part No.	Size	Accuracy	Price (\$)
4836-2	1/8" (3.2mm), 3/16" (4.8mm), 1/4" (6.4mm), 5/16" (7.9mm), 3/8" (9.5mm), 7/16" (11.1mm), 1/2" (12.7mm), 5/8" (15.9mm), 3/4" (19.1mm), 7/8" (22.2mm), 1" (25.4mm)	±.02" (0.5mm)	37.00

## SHEET METAL GAGE


- For gaging sheet metal, plate iron and steel
- Hardened and satin chrome finish



4809

Part No.	Range	Accuracy	Price (\$)
4809	0-36 (.3125-.007")	+.002/- .0015"	28.90

No.	W	No.	W	No.	W	No.	W
0	.3125"	10	.140"	20	.0375"	30	.0125"
1	.281"	11	.125"	21	.0343"	31	.0109"
2	.265"	12	.109"	22	.0312"	32	.010"
3	.250"	13	.0937"	23	.028"	33	.0093"
4	.234"	14	.078"	24	.025"	34	.0085"
5	.2187"	15	.070"	25	.0218"	35	.0076"
6	.203"	16	.0625"	26	.0187"	36	.007"
7	.1875"	17	.056"	27	.017"		
8	.172"	18	.050"	28	.0156"		
9	.156"	19	.0437"	29	.014"		



## WELDING GAGE

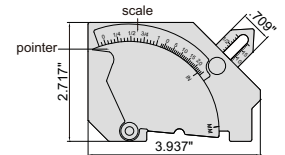
- Adjustable scale to compensate pointer wear
- Made of stainless steel



front

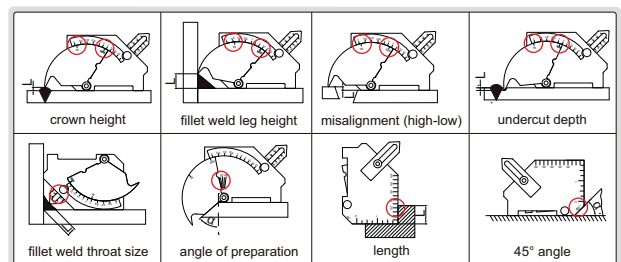


back



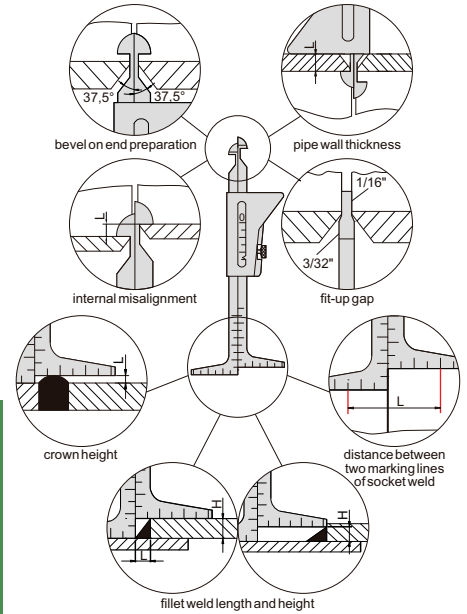
4835-1

Part No.	Measurement	Range	Graduation	Accuracy	Price (\$)
4835-1	crown height	0-1" (0-25mm)	1/16" (1mm)	±.02"	58.90
	fillet weld leg height	0-1" (0-25mm)	1/16" (1mm)	±.02"	
	misalignment (high-low)	0-1" (0-25mm)	1/16" (1mm)	±.02"	
	undercut depth	0-1/8" (0-2mm)	1/16" (1mm)	±.02"	
	fillet weld throat size	0-3/4" (0-20mm)	1/16" (1mm)	±.02"	
	angle of preparation	0-60°	5°	±1°	
	length	0-2" (0-60mm)	1/16" (1mm)	±.02"	
	45° angle	—	—	±1°	





## PIPE WELDING GAGE

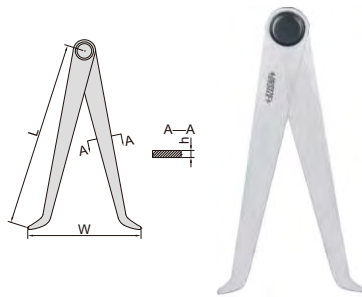
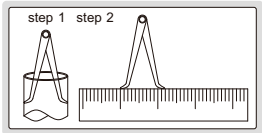


■ Made of stainless steel

4839-1

Part No.	Measurement	Range	Graduation	Accuracy	Price (\$)
4839-1	bevel on end preparation	37.5°	—	±1°	87.40
	pipe wall thickness	0-1-3/4" (0-45mm)	1/16" (1mm)	±.02"	
	internal misalignment	0-1-3/8" (0-35mm)	1/32" (1mm)	±.02"	
	fit-up gap	1/16", 3/32"	—	±.004"	
	crown height	0-1-3/8" (0-35mm)	1/32" (1mm)	±.02"	
	distance between two marking lines of socket weld	0-2-3/8" (0-60mm)	1/16" (1mm)	±.02"	
	fillet weld length	0-1-1/4" (0-30mm)	1/16" (1mm)	±.02"	
	fillet weld height	0-1-3/8" (0-35mm)	1/32" (1mm)	±.02"	

## INSIDE CALIPER

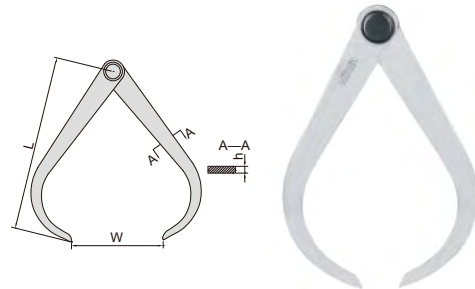


■ Made of carbon steel

7240-150

Part No.	Size (L)	Range (W)	h	Price (\$)
7240-150	6"	.669-5.905"	.079"	9.06
7240-200	8"	.669-7.874"	.118"	10.12
7240-300	12"	.709-11.811"	.118"	14.77

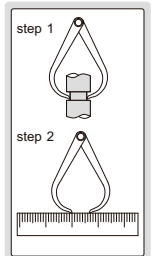
## OUTSIDE CALIPER



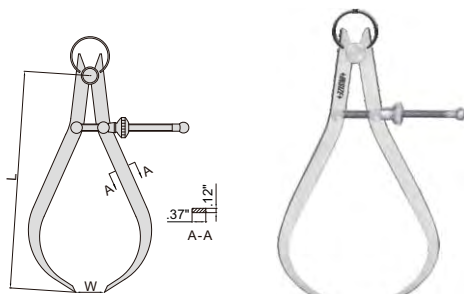
7241-150

■ Made of carbon steel

Part No.	Size (L)	Range (W)	h	Price (\$)
7241-150	6"	.669-5.905"	.079"	9.79
7241-200	8"	.669-7.874"	.118"	11.00
7241-300	12"	.709-11.811"	.118"	16.08



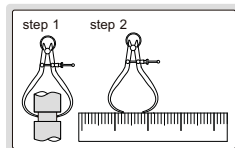
## OUTSIDE SPRING CALIPER



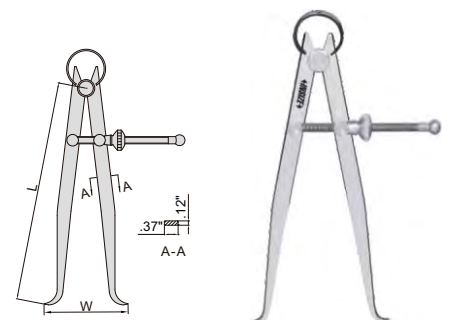
7262-150

■ Made of carbon steel

Part No.	Size (L)	Range (W)	Price (\$)
7262-150	6"	0-5.51"	12.40
7262-200	8"	0-8.27"	14.20
7262-250	10"	0-10.63"	20.30
7262-300	12"	0-12.60"	23.10



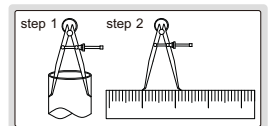
## INSIDE SPRING CALIPER



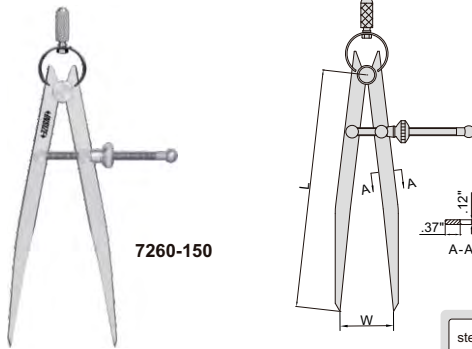
7261-150

■ Made of carbon steel

Part No.	Size (L)	Range (W)	Price (\$)
7261-150	6"	.79-6.69"	12.40
7261-200	8"	.87-8.66"	14.20
7261-250	10"	1.18-10.63"	19.20
7261-300	12"	1.18-12.60"	21.50



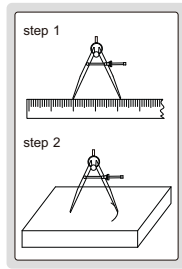
### SPRING DIVIDER



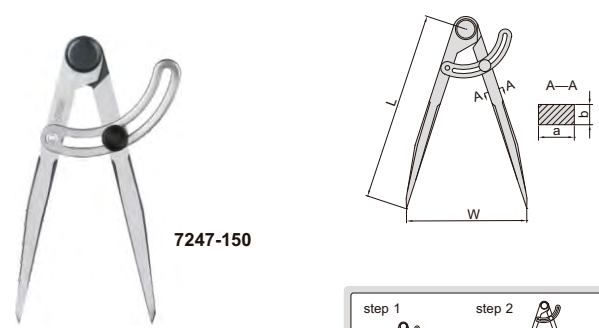
7260-150

- Made of carbon steel
- Hardened points

Part No.	Size (L)	Range (W)	Price (\$)
7260-150	6"	0-5.91"	12.40
7260-200	8"	0-8.27"	14.20
7260-250	10"	0-10.24"	19.20
7260-300	12"	0-12.60"	21.50



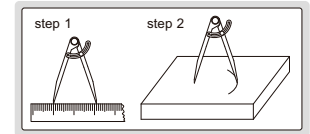
### DIVIDER



7247-150

- Made of carbon steel
- Hardened points

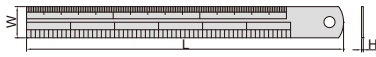
Part No.	Size (L)	Range (W)	a	b	Price (\$)
7247-150	6"	0-5.51"	.33"	.28"	10.30
7247-200	8"	0-7.48"	.39"	.28"	12.20
7247-300	12"	0-11.42"	.47"	.28"	17.50



### STEEL RULE



7110-300



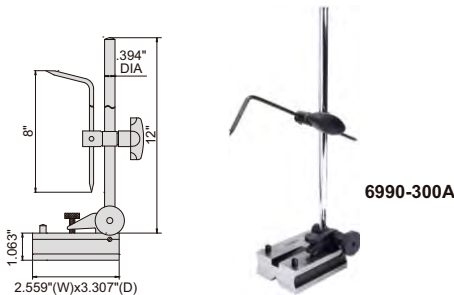
- Graduation: 1/64", 1/32", 1/16", 0.5mm, 1mm
- Semi-flexible rules
- Made of stainless steel
- Non-glare surface

ATTENTION:  
BASIC MODEL

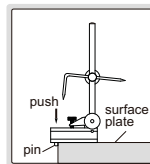
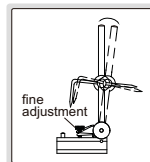
Part No.	Range	Accuracy	L	W	H	Remark	Price (\$)
7110-150	6"/150mm	±.003"	6.693"	.709"	.039"	graduation on front and back	3.90
7110-200	8"/200mm	±.003"	8.661"	.709"	.039"	graduation on front and back	4.80
7110-300	12"/300mm	±.004"	12.992"	.984"	.039"	graduation on front and back	5.40
7110-500	20"/500mm	±.006"	20.866"	1.181"	.047"	graduation on front and back	12.90
7110-600	24"/600mm	±.006"	24.803"	1.181"	.047"	graduation on front and back	16.10
7110-1000	40"/1000mm	±.008"	40.945"	1.260"	.059"	graduation on front and back	30.10
7110-1500	60"/1500mm	±.014"	61.024"	1.496"	.071"	graduation on front	57.90

Sizes available up to 80"/2000mm

### HEIGHT SCRIBER



6990-300A



Part No.	Price (\$)
6990-300A	53.40

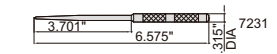
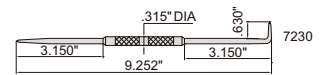
- Grooved bottom for cylinder
- Two pins to be set against the edge of surface plate

### SCRIBER



- Nickel plated

Part No.	Tip	Price (\$)
7230	hardened tips	5.40
7231	hardened tip	5.40
7232	carbide tip	5.60



### GRANITE SURFACE PLATE



6900-A11

- Made of granite, free from deterioration or dimensional change over time, minimal changes in dimension due to temperature changes
- Meet GGG-P-463C
- Optional accessory: stand for granite surface plate (part no. 6902), jack for granite surface plate (part no. 6903)

CUSTOM-MADE  
SUPPLY SPECIAL SIZES ACCORDING  
TO CUSTOMER'S REQUEST



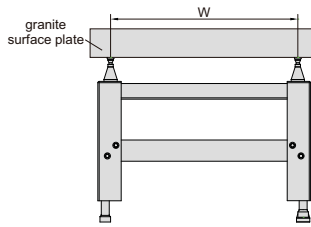
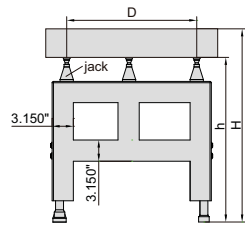
#### Grade A

Part No.	Size (LxWxH)	Flatness	Weight (lb)	Price (\$)
6900-A11*	12x18x3"	.12mil	32	276.10
6900-A12*	18x24x3"	.13mil	64	526.80
6900-A23*	24x36x4"	.15mil	170	1166.00
6900-A34*	36x48x6"	.18mil	510	2774.00

\*Supplied with manufacturer inspection certificate

## STAND FOR GRANITE SURFACE PLATE

- For medium size granite surface plates
- 5 jacks are included
- Adjusting range of jacks: 1"
- One foot on the bottom is adjustable



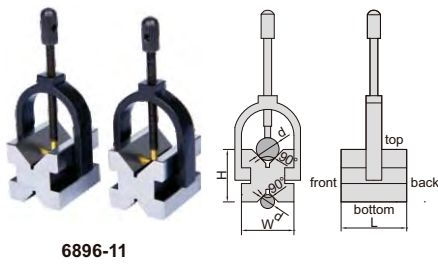
6902-64A

### Low stands

Part No.	For granite surface plate	W	D	H (with granite surface plate)	h (without granite surface plate)	Price (\$)
6902-64A	12x18x3" (part no. 6900-A11)	13.858"	8.819"	30.512"-31.496"	27.362"-28.346"	698.60
6902-85A	18x24x3" (part no. 6900-A12)	17.638"	11.024"	30.512"-31.496"	26.575"-27.559"	732.80
6902-106A	24x36x4" (part no. 6900-A23)	22.047"	13.858"	29.724"-30.709"	24.213"-25.197"	757.10

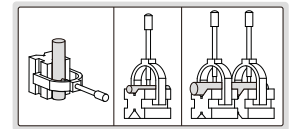
Sizes available up to 36x48x6"

## V-BLOCK SET



6896-11

- Height difference of a matched pair: 197µin
- Hold cylindrical workpieces for inspection and machining
- Two V-blocks per set
- Made of alloy steel
- Hardened to HRC60±2
- V groove on the top for large shafts
- V groove on the bottom for small shafts



Part No.	Size (LxWxH)	Range of shafts (d)	Parallelism of V grooves to top and bottom sides	Squareness of V grooves to front and back sides	Price (\$)
6896-11	2.0x1.6x1.6"	.20-1.18" DIA	197µin	197µin	279.00
6896-12	3.1x2.5x2.5"	.28-2.48" DIA	197µin	197µin	429.50
6896-13	3.9x3.1x3.1"	.28-3.15" DIA	197µin	197µin	627.80

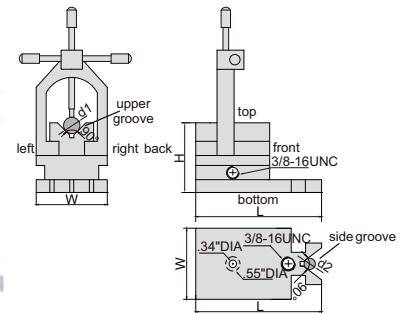
Sizes available up to 5.5x2.8x5.5"

## V-BLOCK

- Hold cylindrical workpieces for inspection and machining
- Hardened to HRC60±2
- Parallelism of upper groove to bottom, left and right sides: 197µin
- Squareness of upper groove to back side: 197µin
- Parallelism of side groove to back side: 197µin



6804-1



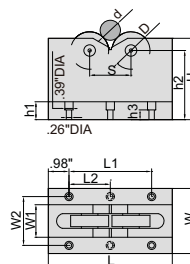
Part No.	Size (LxWxH)	Range of shafts (d1 and d2)	Price (\$)
6804-1	3.5"x1.9"x1.9"	.20"-1.30" DIA	467.00

## ROLLER BEARING V-BLOCK SET

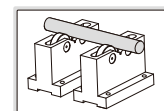
- Two V-blocks per set
- Workpieces don't get damaged due to bearings
- Suitable for heavy workpieces

Part No.	W1	W2	h1	h2	h3	L1	L2	S
6888-1	.87"	1.73"	.79"	3.35"	.47"	3.94"	-	2.36"
6888-2	1.57"	2.36"	.87"	3.35"	.47"	3.94"	-	1.97"
6888-3	2.36"	3.15"	1.18"	4.88"	.79"	7.09"	3.54"	4.72"

Part No.	Size (LxWxH)	Diameter of bearings (D)	Range of shafts (d)	Parallelism of bearings to bottom	Load capacity	Price (\$)
6888-1	5.9x2.4x3.9"	1.65"DIA	.98-2.76" DIA	472µin	1100lb	610.00
6888-2	5.9x3.1x3.9"	1.85"DIA	.20-2.17" DIA	472µin	2200lb	610.00
6888-3	9.1x3.9x5.9"	2.83"DIA	2.76-7.87" DIA	472µin	2200lb	992.00



6888-1

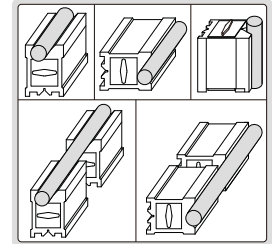
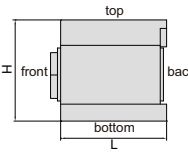
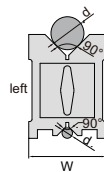


## MAGNETIC V-BLOCK

- Hardened, high accuracy, strong magnetic force, for grinding, light milling, drilling and inspection of round and square jobs
- Suitable for cast iron surface plates and granite surface plates
- V groove on the top for large shafts
- V groove on the bottom for small shafts
- All working surfaces are hardened to HRC60±2
- Magnetic force on top, bottom and two V grooves



6889-1



**STRONG  
MAGNETIC FORCE**

**HIGH  
PRECISION**

**HARDENED  
SURFACES**

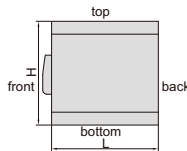
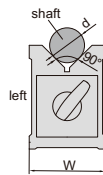
### Matched pair

Part No.	Size (LxWxH)	Range of shafts (d)	Magnetic force	Parallelism of V grooves to top, bottom, left, right sides	Squareness of V grooves to back side	Height difference of a matched pair	Price (\$)
6889-1	3.0x2.2x3.0"	.20-1.57" DIA	165lbf	197µin	197µin	197µin	823.80
6889-2	3.9x2.8x3.7"	.20-2.56" DIA	220lbf	197µin	197µin	197µin	737.40

## MAGNETIC V-BLOCK



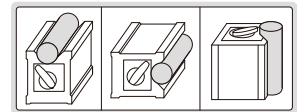
6890-702



- Hold cylindrical workpieces for inspection and machining
- Supplied in single piece
- Not hardened
- Not suitable for steel or iron surface
- Parallelism of V groove to top, bottom, left and right sides: 394µin
- Squareness of V groove to back side: 394µin

**ATTENTION: NOT SUITABLE  
FOR STEEL OR IRON SURFACE**

**ATTENTION:  
NOT HARDENED**



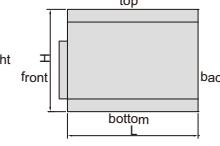
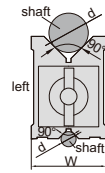
Part No.	Size (LxWxH)	Range of shafts (d)	Magnetic force	Price (\$)
6890-702	2.8x2.4x2.9"	.24-1.73" DIA	123lbf	95.10

## MAGNETIC V-BLOCK

- Hold cylindrical workpieces for inspection and machining
- Supplied in single piece
- Not hardened
- V groove on the top for large shafts
- V groove on the bottom for small shafts
- Not suitable for steel or iron surface

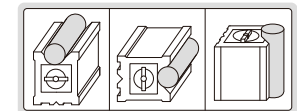


6801-1202



**ATTENTION: NOT SUITABLE  
FOR STEEL OR IRON SURFACE**

**ATTENTION:  
NOT HARDENED**

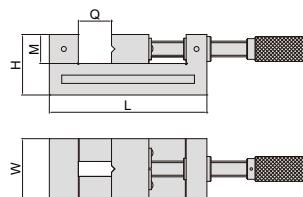


Part No.	Size (LxWxH)	Range of shafts (d)	Magnetic force	Parallelism of V grooves to top, bottom, left, right sides	Squareness of V grooves to back side	Price (\$)
6801-1202	3.9x2.8x3.7"	.24-2.64" DIA	176lbf	394µin	394µin	192.80

## PRECISION VISE



6525-76



- Parallelism: 40µin/per inch
- Squareness: 60µin/per inch
- Made of SK2 tool steel, hardness HRC52-58

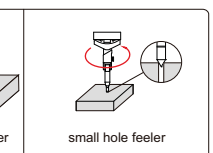
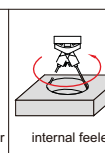
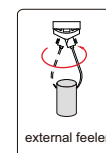
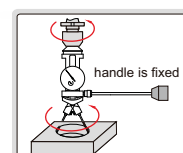
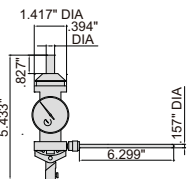
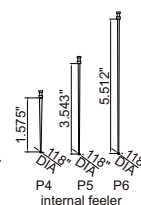

Part No.	Jaw opening (Q)	Jaw width (W)	L	H	M	Price (\$)
6525-73	0-2.9"	2.480"	6.929"	2.480"	1.181"	693.00
6525-76	0-3.0"	2.874"	7.480"	2.874"	1.378"	821.20
6525-120	0-4.7"	3.858"	10.039"	3.228"	1.575"	1222.00

## CENTERING INDICATOR

Feeler	Measuring diameter
P1	0-2.362" DIA
P2	0-6.299" DIA
P3	0-9.843" DIA
P4	.126-3.150" DIA
P5	.126-7.087" DIA
P6	.126-11.024" DIA
P7	0-.110" DIA



2385-3



Part No.	Price (\$)
2385-3	199.80

- Provides quick and accurate centering in boring and milling set-up



## ELECTRONIC ZERO SETTER

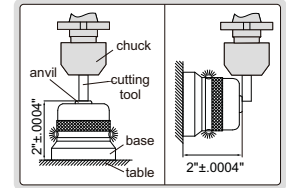
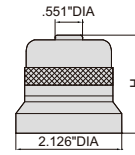
**ATTENTION:  
HIGH TEST FORCE**

- The base is electrically conducted to the cutting tools through the table and chuck, the LED lights up when the cutting tool touches the anvil
- Magnetic base
- Battery SR44

Part No.	Height (H)	Accuracy	Test Force	Price (\$)
6550-2A	2"	±.0004"	6.075lbf (at 2")	439.00



6550-2A



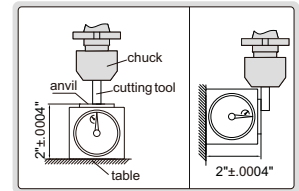
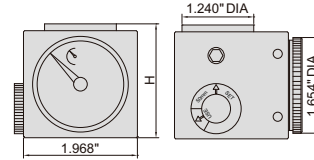
## ZERO SETTER

- Magnetic base
- Accuracy: ±.0004"

Part No.	Height (H)	Test Force	Price (\$)
2397-25A	2"	2.025lbf (at 2")	275.40



2397-25A



## ELECTRONIC EDGE FINDER

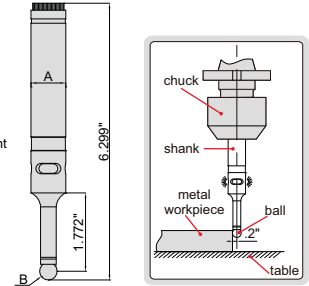
- The shank is electrically conducted to the metal workpiece through the chuck and table, the LED lights up and the beeper sounds (only for 6566-3E), when the ball touches the workpiece
- Not suitable for rotary use
- Hardened shank and contact ball

Part No.	Shank (A)	Contact ball (B)	Accuracy	Beeper	Battery	Price (\$)
6566-2E	3/4" DIA	.4" DIA	.0002"	without	23AE, 12Vx1pc	118.13
6566-3E	3/4" DIA	.4" DIA	.0002"	with	23AE, 12Vx1pc	153.70



6566-2E

6566-3E



## 2-PIECE MEASURING TOOL SET

- Includes:
  - 1) Electronic caliper, range 0-6"/0-150mm, resolution .0005"/0.01mm (part no. 1108-150)
  - 2) Electronic outside micrometer, range 0-1"/0-25mm, resolution .00005"/0.001mm (part no. 3109-25B)



5022

Part No.	Price (\$)
5022	169.00

## 2-PIECE MEASURING TOOL SET

- Includes:
  - 1) Dial indicator, range 1", graduation .001" (part no. 2307-1)
  - 2) Magnetic stand (part no. 6201-60)



5002-4E

Part No.	Price (\$)
5002-4E	71.40

## 3-PIECE MEASURING TOOL SET

- Includes:
  - 1) Dial caliper, range 0-6", graduation .001" (part no. 1311-6)
  - 2) Outside micrometer, range 0-1", graduation .0001" (part no. 3202-1)
  - 3) Steel rule, 6"/150mm (part no. 7110-150)



5003-1

Part No.	Price (\$)
5003-1	99.90

## 3-PIECE MEASURING TOOL SET

- Includes:
  - 1) Electronic caliper, range 0-6"/0-150mm, resolution .0005"/0.01mm (part no. 1108-150)
  - 2) Outside micrometer, range 0-1", graduation .0001" (part no. 3202-1)
  - 3) Steel rule, 6"/150mm (part no. 7110-150)



5003-1E

Part No.	Price (\$)
5003-1E	93.80

## 5-PIECE MEASURING TOOL SET

Includes:

- 1) Electronic caliper, range 0-6"/0-150mm, resolution .0005"/0.01mm (part no. 1108-150)
- 2) Electronic outside micrometer, range 0-1"/0-25mm, resolution .00005"/0.001mm (part no. 3109-25B)
- 3) Electronic indicator, range .5"/12.7mm, resolution .0005"/0.01mm (part no. 2112-10E)
- 4) Magnetic stand (part no. 6201-60)
- 5) Micrometer stand (part no. 6300)

5052-E



Part No.	Price (\$)
5052-E	338.50

## WIRELESS DATA TRANSFER SYSTEM



APPLICABLE FOR OTHER BRANDS



receiver  
7306-1



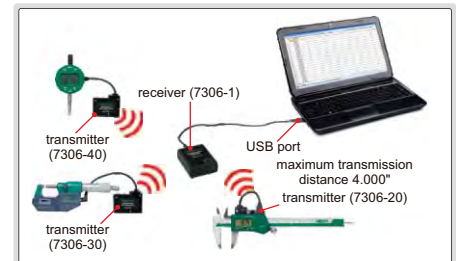
transmitter  
7306-20



measuring tools part no. A, B, C

	A	B	C	D	E	F	G
1	10.10						
2	5.00-A						
3	50.00-C						
4	25.00-B						
5	50.00-C						
6	10.00-A						
7	25.00-B						
8	5.00-A						
9	10.00-A						
10	50.00-C						
11	25.00-B						
12	50.00-C						
13	5.00-A						
14	50.00-C						
15							
16							
17							
18							
19							
20							

Part No.	Description	Applicable products	Price (\$)
7306-1	receiver		485.00
7306-20	transmitter	electronic calipers and electronic depth gages (not for 1103)	420.00
7306-30	transmitter	electronic micrometers (not for 3631, 3632, 3108, 3109)	420.00
7306-40	transmitter	electronic indicators      electronic protractors	420.00

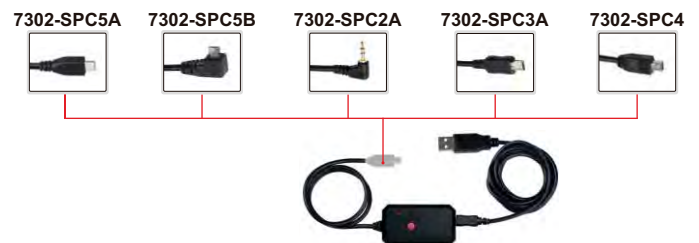


## DATA OUTPUT CABLE

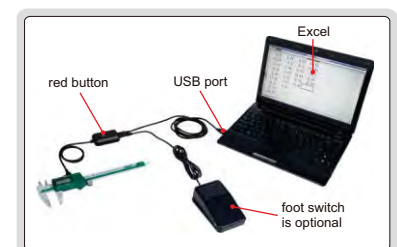
- Connect to USB port of computer
- Without software, data can be input as keyboard signal to Excel, Word, etc.
- Press the red button or foot switch (optional) to input data



7304-2



Part No.	Description	Remark	Price (\$)
7302-SPC5A	cable (length 100")	electronic calipers and electronic depth gages (not for 1103)	103.00
7302-SPC5B	cable (length 100")	electronic calipers and electronic depth gages (not for 1103)	105.00
7302-SPC2A	cable (length 100")	electronic micrometers (not for 3631, 3632, 3108, 3109)	104.60
7302-SPC3A	cable (length 100")	electronic indicators      electronic protractors	108.50
7302-SPC4	cable (length 100")	electronic calipers 1103 series (for 1103 only)	151.10
7304-2	foot switch with cable (length 60")	optional	81.80



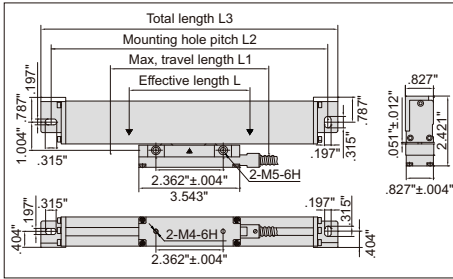
## LINEAR SCALE




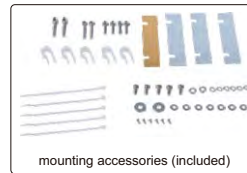

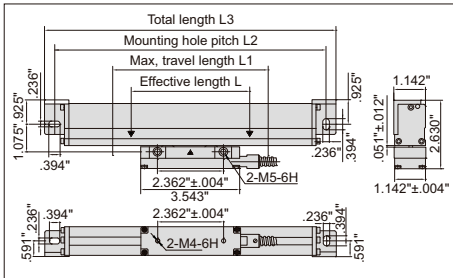
ISL-A5-300

Effective length (L)	Part No.			
	Series ISL-A5	Price (\$)	Series ISL-B5	Price (\$)
8"/200mm	ISL-A5-200	430.70		
10"/250mm	ISL-A5-250	430.70		
12"/300mm	ISL-A5-300	430.70		
14"/350mm	ISL-A5-350	430.70		
16"/400mm	ISL-A5-400	430.70		
18"/450mm	ISL-A5-450	430.70		
20"/500mm	ISL-A5-500	430.70	ISL-B5-500	430.70
24"/600mm	ISL-A5-600	430.70	ISL-B5-600	430.70
28"/700mm			ISL-B5-700	430.70
30"/750mm	ISL-A5-750	430.70		
32"/800mm	ISL-A5-800	430.70	ISL-B5-800	476.00
36"/900mm			ISL-B5-900	495.80
40"/1000mm	ISL-A5-1000	534.90	ISL-B5-1000	591.20
44"/1100mm			ISL-B5-1100	634.30
48"/1200mm			ISL-B5-1200	706.30
52"/1300mm			ISL-B5-1300	778.20
60"/1500mm			ISL-B5-1500	922.10
64"/1600mm			ISL-B5-1600	994.10
68"/1700mm			ISL-B5-1700	1066.00
80"/2000mm			ISL-B5-2000	1479.00

Series ISL-A5



Series ISL-B5



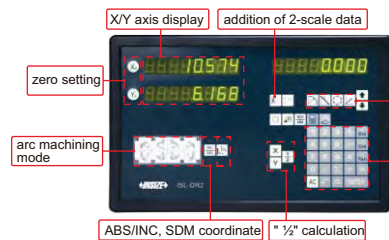
### SPECIFICATION

Part No.	Series ISL-A5		Series ISL-B5	
	L1 (inch)	L2 (inch)	L3 (inch)	Resolution
L1 (inch)	L+1.18"(L<38")	L+1.97"(L≥38")	L+1.18"(L<38")	L+1.97"(L≥38")
L2 (inch)	L+5.20"(L<38")	L+5.98"(L≥38")	L+5.35"(L<38")	L+6.14"(L≥38")
L3 (inch)	L+5.87"(L<38")	L+6.65"(L≥38")	L+6.06"(L<38")	L+6.85"(L≥38")
Resolution	.0002"		.0002"	
Max. response speed	295ft/min		196ft/min	
Scale grating pitch	787μm			
Scale reference point pitch	1.97"			
Accuracy	±(197+5L)μin L is the effective length in inch			
Cable length	140" (L: 2-38"), 200" (L: 40-60"), 400" (L: 64-128")			

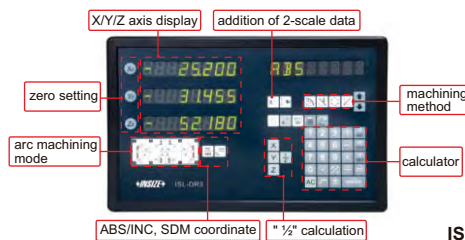
### STANDARD DELIVERY

Main unit	1pc
'L' shape support	1pc
Anti-dust cover	1pc
Plain base	1pc (for L≥60")
Mounting accessories	1 package

## COUNTER




ISL-DR2



ISL-DR3

### SPECIFICATION

Part No.	ISL-DR2	ISL-DR3
Price (\$)	458.20	562.30
Application	two-axis	three-axis
Scale input ports	2	3
Resolution	.000002", .000005", .00001", .00002", .00005", .0001", .0002", .0005", .001", .002"	
Functions	addition of 2-scale data, linearity error compensation, smoothing, RS232C interface unit, BCD code out, zero setting, preset, resolution setting, counting direction setting, inch/mm conversion, ABS/INC conversion, expansion/contraction coefficient setting, "1/2" calculation, detecting RI, bolt-hole circle machining, ramp circle machining	
Power supply	110/220V, 50/60Hz	
Dimension	11.61×7.28×1.77"	
Weight	3.20lb	



### STANDARD DELIVERY

Main unit	1pc
Mounting bracket	1pc
Ground cable	1pc
RS232C cable	1pc
Software CD for RS232C	1pc

# PROFILE PROJECTOR PART NO. ISP-Z3015



X-Y travel: 6x2"

Screen diameter: 12"




ISP-Z3015


### OPTIONAL ACCESSORY



lens



rotary table  
(glass plate diameter 3.94")



overlay chart (protractor with 1°  
graduation, radius with 1mm/.039" increment)



holder with clamp



swivel center support



V-block with clamp



50mm/1.97" reading scale  
(check magnification accuracy)



300mm/11.81" calibration scale  
(check magnification accuracy  
together with 50mm/1.97" reading  
scale or calibrate measuring accuracy)



blue filter



demo sample

### SPECIFICATION

Price (\$)	9975.00				
Edge detector	not included				
Lens	magnification	10X (included) 20X (optional) 50X (optional) 100X (optional)			
	view field	1.18" DIA	.59" DIA	.24" DIA	
	working distance	3.06"	1.74"	1.51"	
Max. workpiece height	3.54"	3.54"	3.54"	3.54"	
Magnification accuracy	±0.08%				
Image	erect image				
Projector screen	diameter: 12" DIA				
	rotation range: 0°~360°, resolution: 1" or 0.01°				
	reference lines: cross-hairs				
Stage	metal stage size	13.39×5.98"			
	glass stage size	7.72×3.78"			
	X-Y stage travel	range: 6×2"			
		resolution: .00002"			
	Z (focus) travel range	3.54"			
max. load capacity	8.82lb				
Illumination	contour illumination: 24V/150W halogen lamp, brightness is adjustable				
	surface illumination: 24V/150W halogen lamp				
Data processing unit	display	X-Y stage travel, screen rotation			
	output	RS232C			
	function		measure coordinate of point		
			measure coordinate of line		
			measure center coordinate, radius of circle with three points		
		measure distance between two objects			
		measure angle with four points or two lines			
		set origin of coordinate			
		coordinate transform			
advanced function	—				
Power supply	110/220V, 50/60Hz				
Dimension (L×W×H)	21.65×30.31×43.31"				
Weight	297lb				

### STANDARD DELIVERY

Main unit	1pc
10X lens with half-reflection mirror and oblique illuminator mirror	1pc
Overlay chart clip	4pcs
Foot-switch	1pc
Anti-dust cover	1pc

### OPTIONAL ACCESSORY



20X lens with half-reflection mirror and oblique illuminator mirror	ISP-Z3015-LENS20X
50X lens with half-reflection mirror	ISP-Z3015-LENS50X
100X lens with half-reflection mirror	ISP-Z3015-LENS100X
Rotary table	ISP-Z3015-TABLE
Overlay chart	ISP-Z3015-CHART
Holder with clamp	ISP-Z3015-HOLDER
Swivel center support	ISP-Z3015-SUPPORT
V-block with clamp	ISP-Z3015-VBLOCK
50mm/1.97" reading scale	ISP-Z3015-SCALE50
300mm/11.81" calibration scale	ISP-Z3015-RULE
Blue filter	ISP-Z3015-FILTER
Demo sample	ISP-Z3015-DEMO



# VISION MEASURING SYSTEM PART NO. ISD-V250

## SPECIFICATION

Price (\$)	10807.00
Measuring range (X×Y×Z)	10×6×8"
Stage size	17.72×11.02"
Stage glass size	12.05×7.72"
Resolution of X/Y/Z axis	.00002"
Accuracy of X/Y axis	≤(98.4+10L)μin (L is the measuring length in inch)
Repeatability of X/Y axis	.00008"
Objective	0.7X ~ 4.5X (zoom)
Working distance	3.62"
Magnification	33X ~ 195X (on 19" monitor)
Camera	1/3" color CCD, 1.5M pixel
Illumination	surface and contour with adjustable LED
Max. height of workpiece	6.30"
Max. weight of workpiece	44lb
Operation system	Windows 7
Drive method	manual
Power supply	110/220V, 50/60Hz
Dimension (L×W×H)	29.92×23.62×35.43"
Weight	264lb



probe (optional), includes Ø2mm/.079" DIA and Ø3mm/.118" DIA styli, Ø25mm/.984" calibration ball, measuring accuracy is .0004"



lens with coaxial light (optional, must be installed in factory)

## STANDARD DELIVERY

Main unit	1pc
Video card with dongle	1pc
Software disc	1pc
Calibration glass chart	1pc
Laser positioner	1pc
Clay	1pc
Foot switch	1pc
Anti-dust cover	1pc

## OPTIONAL ACCESSORY

0.5X auxiliary objective	Part No.: ISD-V-OB05X Working distance: 6.89" Magnification: 16.5 ~ 97.5X (on 19" monitor)
2X auxiliary objective	Part No.: ISD-V-OB2X Working distance: 1.42" Magnification: 66 ~ 390X (on 19" monitor)
Probe	Part No.: ISD-V-PROBE includes Ø2mm/.079" DIA and Ø3mm/.118" DIA styli, Ø25mm/.984" calibration ball
Lens with coaxial light	Part No.: ISD-V-LENS (must be installed in factory)

## SOFTWARE FOR VISION MEASURING SYSTEM

- Operation system: Windows 7
- Language: English
- Single measuring tools:

- |  |  |  |  |
|--|--|--|--|
|  | measure coordinate of point                          |  | measure center coordinate, diameter and area of circle |
|  | measure distance between two points                  |  | measure length and diameter of arc                     |
|  | measure center coordinate and axis length of ellipse |  | measure length, width and area of rectangle            |
|  | measure length, width and diameter of key slot       |  | measure width and diameter of ring                     |
|  | measure length of open curve                         |  | measure length and area of close curve                 |
|  | measure focus distance of surface                    |  | measure distance of two elements                       |
|  | measure angle of two lines                           |  |  |

### ■ CAD measuring:

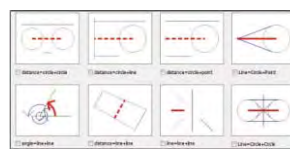


Input CAD drawing and set reference, then move the stage to make the target box in the center of crosshair, the software will do automatic measurement

### ■ Contour scanning:



### ■ Combined measuring tools:



measure distance and angle of two elements


### ■ Profile detection:



### ■ Coordinate transfer:



### ■ Data export to CAD, EXCEL and WORD




### ■ Focus indicator:



### ■ Edge-detection:



# WiFi DIGITAL MEASURING MICROSCOPE PART NO. ISM-WF200



- Maximum working distance is 200" under WiFi mode
- Can be connected to multiple iPads, Android devices or computers at the same time under WiFi mode
- Take pictures and videos
- Supplied with software

### SPECIFICATION

Price (\$)	368.20
Magnification	10X ~ 200X
Pixel	1.3M (resolution: 1280x1024)
Illumination	built-in adjustable LED
Power supply	built-in rechargeable battery

### MAGNIFICATION, FOCUS DISTANCE, VIEW FIELD AND ACCURACY

Magnification	Focus distance	View field	Accuracy
50X	.83"	.32x.25"	1.2mil
100X	.51"	.15x.12"	0.6mil
150X	.63"	.10x.08"	0.4mil
200X	.75"	.07x.06"	0.3mil



### STANDARD DELIVERY

Microscope	1pc
Base support	1pc
Focus support ring for 80X/150X	1pc
Focus support ring for 60X/200X	1pc
Calibration rule (graduation 0.1mm)	1pc
Calibration rule (graduation 1mm)	1pc
USB cable and software	1pc
AC/DC adapter	1pc

### OPTIONAL ACCESSORY


Stand	ISM-WSTD
-------	----------

optional stand (pare no.: ISM-WSTD)




### SOFTWARE FOR DIGITAL MEASURING MICROSCOPE

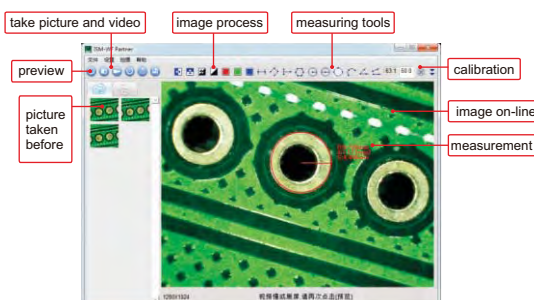
#### 1 Software ISM-PAD (for iPad by WiFi)



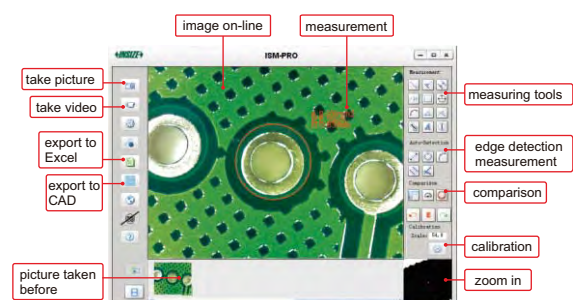
#### 2 Software ISM-APK (for Android devices by WiFi)




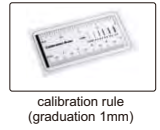

#### 3 Software ISM-WF Partner (for computer by WiFi)



#### 4 Software ISM-PRO (for computer by USB cable)



# DIGITAL MEASURING MICROSCOPE



- Can take pictures and videos
- Supplied with software

## SPECIFICATION

Part No.	ISM-PM200SB	ISM-PM600SB	ISM-PM160LA
Price (\$)	401.70	521.00	544.30
Magnification	10X~200X	450X~600X	35X~160X
Type	short focus distance	short focus distance	long focus distance
Focus support	included	not included	not included
Calibration rule	graduation 0.1 and 1mm	graduation 0.1mm	graduation 0.1 and 1mm
Pixel	2M (resolution: 1600x1200)		
Illumination	built-in adjustable LED		
Power supply	USB 2.0 cable (voltage required: 5±0.1V)		



## MAGNIFICATION, FOCUS DISTANCE, VIEW FIELD AND ACCURACY

ISM-PM200SB				ISM-PM600SB				ISM-PM160LA			
Magnification	Focus distance	View field	Accuracy	Magnification	Focus distance	View field	Accuracy	Magnification	Focus distance	View field	Accuracy
50X	.83"	.32×.25"	1.2mil	450X	.06"	.03×.03"	.24mil	50X	2.44"	.32×.25"	1.2mil
100X	.51"	.15×.12"	0.6mil	500X	.22"	.03×.02"	.24mil	100X	1.77"	.15×.12"	0.6mil
150X	.63"	.10×.08"	0.4mil	550X	.34"	.03×.02"	.20mil	160X	1.97"	.09×.07"	0.4mil
200X	.75"	.07×.06"	0.3mil	600X	.45"	.02×.02"	.20mil				

## SOFTWARE FOR DIGITAL MEASURING MICROSCOPE

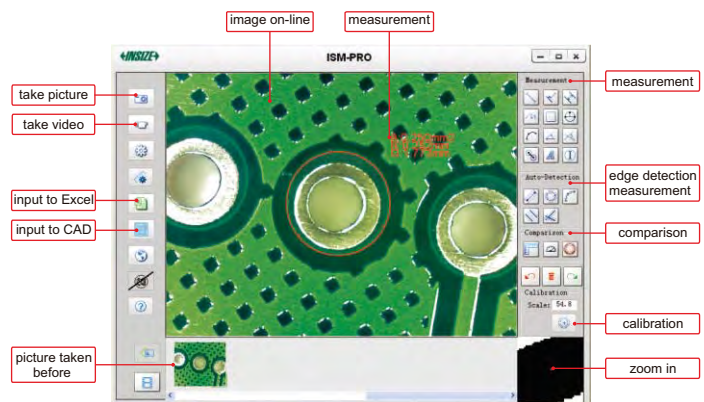
- Language: English, Japanese, Korean, German, Turkey, Portuguese, Chinese
- Operation system: Windows 7/8/XP/ Vista

### Measuring tools:

- measure length of line or distance between two points
- measure distance between point and line
- measure distance between two parallel lines
- measure length of continuous line
- measure area of rectangle
- measure radius, girth and area of circle
- measure radius, length and angle of arc
- measure distance between two circles
- measure angle with three points
- measure angle with two lines
- add text
- add number with circle

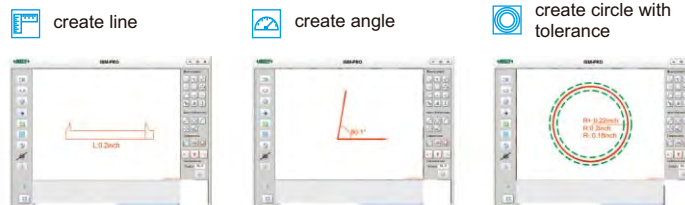
### Edge detection measurement:

- detect line automatically, and calculate length
- detect arc automatically, and calculate radius, angle and arc length
- detect two lines automatically, and calculate angle
- detect circle automatically, and calculate radius, girth and area
- detect two parallel lines automatically, and calculate distance



### Comparison:

Create line, angle or circle with desired size, to compare with workpieces.



### Data export to CAD or Excel:





## ZOOM STEREO MICROSCOPE

### SPECIFICATION

Part No.	ISM-ZS50	ISM-ZS50T
Price (\$)	1619.00	1907.00
Optical tube	binocular	trinocular
Eyepiece (wide field)	10X (view field: .87" DIA)	
Objective	0.8X~5X (zoom)	
Zoom ratio	1:6.3	
Pupil distance	2.17~2.95" (adjustable)	
Diopter adjustment	±5 diopter (two eyepieces)	
Working distance of objective	4.53"	
Max. workpiece height	8.46"	
Illumination	adjustable reflected and transmitted LED light	
Power supply	110/220V, 50/60Hz	
Dimension (L×W×H)	11.42×10.24×18.90"	
Weight	10.80lb	

### STANDARD DELIVERY

Main unit	1pc
WF 10X eyepiece	2pcs
3.94" DIA glass plate	1pc
3.94" DIA white/black plate	1pc
Anti-dust cover	1pc



ISM-ZS50

### OPTIONAL ACCESSORY

Auxiliary objective	0.5X	ISM-ZS50-OB05X
	2X	ISM-ZS50-OB2X
Eyepiece	10X dividing eyepiece (0.1mm/div.)	ISM-ZS50-EPD10X
	WF15X (view field: .63" DIA)	ISM-ZS50-EP15X
	WF20X (view field: .47" DIA)	ISM-ZS50-EP20X
Digital camera		ISM-D500

## ZOOM STEREO MICROSCOPE PART NO. ISM-ZS30

### SPECIFICATION

Price (\$)	784.10
Optical tube	binocular
Eyepiece (wide field)	10X (view field: .8" DIA)
Objective	1X~4.5X (zoom)
Zoom ratio	1:4.5
Pupil distance	2.17~2.95" (adjustable)
Diopter adjustment	±5 diopter (two eyepieces)
Working distance of objective	3.82"
Max. workpiece height	5.79"
Illumination	adjustable reflected and transmitted LED light
Power supply	110/220V, 50/60Hz
Dimension (L×W×H)	10.24×7.48×15.75"
Weight	9.48lb

### OPTIONAL ACCESSORY

Auxiliary objective	0.5X	ISM-ZS30-OB05X
	0.63X	ISM-ZS30-OB06X
	0.75X	ISM-ZS30-OB07X
	2X	ISM-ZS30-OB2X
Eyepiece	10X dividing eyepiece (0.1mm/div.)	ISM-ZS30-EPD10X
	WF15X (view field: .63" DIA)	ISM-ZS50-EP15X
	WF20X (view field: .47" DIA)	ISM-ZS50-EP20X
Digital camera		ISM-D500



ISM-ZS30

### STANDARD DELIVERY

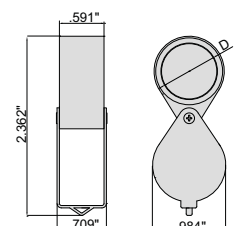
Main unit	1pc
WF 10X eyepiece	2pcs
3.74" DIA glass plate	1pc
3.74" DIA white/black plate	1pc
Anti-dust cover	1pc

## FOLDING MAGNIFIER

Part No.	Magnification	Lens diameter (D)	Price (\$)
7511-8	8X	.827" DIA	4.07



7511-8





## MOTORIZED 360° SWIVEL VIDEOSCOPE PART NO. ISV-4000D

TUNGSTEN WIRE WEAVED CABLE  
RESISTANCE TO BREAK AND WEAR

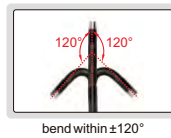
ATTENTION: THE CABLE CAN BE BENT  
BUT CAN'T BE SET AT A FIXED SHAPE

IP65  
WATERPROOF

- Motorized joystick to bend the lens in any direction
- Lens bending is automatically locked when joystick is hold for more than 3 seconds

### SPECIFICATION

Price (\$)	15553.00	
Lens	diameter (D)	.26"
	focus distance (F)	.6" ~ ∞
	illumination	6pcs LED
	pixel	0.41M
	dust/waterproof	IP65
	bend control	manual joystick
Cable	length	60"
	type	tungsten wire weaved cable
Main unit	function	take picture, take video
	file format	picture: JPG, video: AVI
	image process	brightness, image quality zoom (1X, 2X, 3X)
	memory	8G SD card
	output	TV, USB
power supply	rechargeable battery (for 4 hours working) AC/DC adapter (for continuous working)	
	Weight	2.21lb

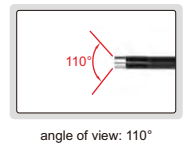
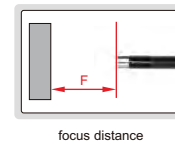


### STANDARD DELIVERY

Main unit	1pc
Cable with lens	1pc
8G SD card	1pc
AC/DC adapter	1pc
Video output cable	1pc
USB cable	1pc



ISV-4000D



## MANUAL 360° SWIVEL VIDEOSCOPE PART NO. ISV-2000D

STEEL WIRE WEAVED CABLE  
RESISTANCE TO BREAK AND WEAR

ATTENTION: THE CABLE CAN BE BENT  
BUT CAN'T BE SET AT A FIXED SHAPE

IP65  
WATERPROOF

### SPECIFICATION

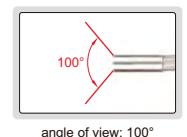
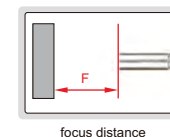

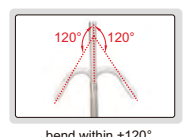

Price (\$)	5233.00	
Lens	diameter (D)	.26"
	focus distance (F)	.6" ~ ∞
	illumination	8pcs LED
	pixel	0.35M
	dust/waterproof	IP65
	bend control	manual joystick
Cable	length	60"
	type	steel wire weaved cable
Main unit	function	take picture, take video
	file format	picture: JPG, video, AVI
	image process	brightness, image quality zoom (1X, 2X, 3X, 4X, 5X)
	memory	8G SD card
	output	TV, USB
power supply	rechargeable battery (for 2 hours working) AC/DC adapter (for continuous working)	
	Weight	1.43lb



ISV-2000D

### STANDARD DELIVERY

Main unit	1pc
Cable with lens	1pc
8G SD card	1pc
AC/DC adapter	1pc
Video output cable	1pc
USB cable	1pc



### OPTIONAL ACCESSORY

Base	ISV-2000D-BASE
------	----------------


## VIDEOSCOPE PART NO. ISV-E10

ATTENTION: THE CABLE CAN BE BENT BUT CAN'T BE SET AT A FIXED SHAPE

STEEL WIRE WEAVED CABLE  
RESISTANCE TO BREAK AND WEAR

OPTIONAL CABLE  
LENGTH 3M, 5M AND 10M

IP65  
WATERPROOF



### SPECIFICATION

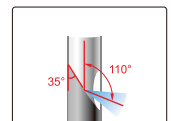
Price (\$)	1578.00	
Lens	diameter	.22"
	pixel	0.3M
	resolution	640×480
	frame rate	30fps
Cable	length	40"
	type	steel wire weaved cable
Main unit	function	take picture, take video
	file format	picture: JPG, video: AVI
	image process	brightness, contrast, color saturation
	memory	2G SD card
	output	TV, USB
Weight	.99lb	



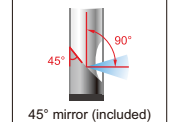
front view



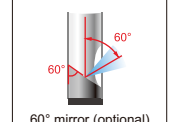
side view (with mirror)



35° mirror (optional)



45° mirror (included)



60° mirror (optional)

### STANDARD DELIVERY

Main unit	1pc
Cable with lens	1pc
2G SD card	1pc
45° mirror	1pc
AC/DC adapter	1pc
Video output cable	1pc
USB cable	1pc
Lens cleaning kit	1pc

### OPTIONAL ACCESSORY

35° mirror	ISV-E55-M35
60° mirror	ISV-E55-M60

## SURFACE ROUGHNESS SPECIMEN SET



ISR-CSE130

- For checking, identifying and specifying the roughness by symbol
- Accuracy: +20% ~ -25%, Ra≤4μm/0.1μm  
Accuracy: +12% ~ -17%, Ra>4μm/0.1μm
- Meets ISO 2632
- Rust-proof, made of pure Nickel

Part No.	Machining method	Roughness (Ra)	Roughness (Rz)	Quantity	Price (\$)
ISR-CSE130	Flat lapping	2, 4, 8μm	22.1, 40, 63μm	3pcs	285.00
		0.05, 0.1, 0.2μm	0.55, 1, 1.6μm		
	Reaming	16, 32, 63μm	120, 240, 400μm	3pcs	
		0.4, 0.8, 1.6μm	3, 6, 10μm		
	Plain grinding	2, 4, 8, 16, 32, 63μm	22.1, 40, 63, 120, 240, 400μm	6pcs	
		0.05, 0.1, 0.2, 0.4, 0.8, 1.6μm	0.55, 1, 1.6, 3, 6, 10μm		
	Horizontal milling	16, 32, 63, 125, 250, 500μm	100, 160, 320, 640, 1280, 2000μm	6pcs	
		0.4, 0.8, 1.6, 3.2, 6.3, 12.5μm	2.5, 4, 8, 16, 32, 50μm		
	Vertical milling	16, 32, 63, 125, 250, 500μm	100, 160, 320, 640, 1280, 2000μm	6pcs	
		0.4, 0.8, 1.6, 3.2, 6.3, 12.5μm	2.5, 4, 8, 16, 32, 50μm		
	Turning	16, 32, 63, 125, 250, 500μm	100, 160, 320, 640, 1280, 2000μm	6pcs	
		0.4, 0.8, 1.6, 3.2, 6.3, 12.5μm	2.5, 4, 8, 16, 32, 50μm		

# ROUGHNESS TESTER PART NO. ISR-C100

DATA  
OUTPUT



ISR-C100

- 16 roughness parameters
- With probe position indicator
- Connected with printer via bluetooth
- Can display roughness values, profile, and curve
- Memory of maximum 100 results
- Automatic power off

remote control (included)



Android APP for mobile device (included), the roughness tester can be controlled by mobile phone or tablet via bluetooth, the maximum working distance is 16.4ft

probe cover (included)



can put the small workpieces directly on the probe for measurement

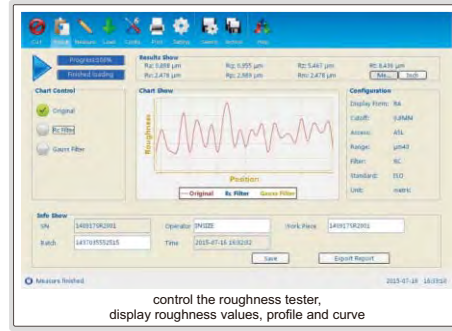
adjustable stand (included)



wireless printer (optional)

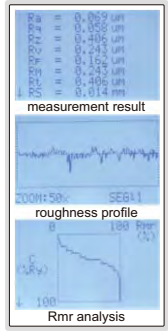


measuring software for PC (included)



control the roughness tester, display roughness values, profile and curve

screen display



measurement result

roughness profile

Rmr analysis

## SPECIFICATION

Price (\$)	2274.00	
Parameters	Ra, Rq, Rz, Rv, Rp, Rm, Rt, RS, Rsm R3z, R3y, Rz (JIS), Rku, Rsk, Rmax, Rpc	
Range	6299µin	
Accuracy	±10%	
Resolution (Ra)	.01µin	
Probe	type	inductive
	stylus radius/angle	196µin/90°
	stylus material	diamond
Measuring force	0.001ozf	
Measuring unit	µin/µm	
Cut off	.01/.03/.1"	
Number of cut-offs	1 to 5	
Traverse speed	.02"/s, .04"/s	
Memory	100 measurement results	
Output	USB and bluetooth	
Power	built-in rechargeable battery	
Dimension (L×W×H)	5.51×2.05×1.89"	
Weight	.97lb	

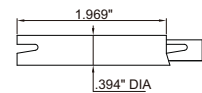
## STANDARD DELIVERY

Main unit	1pc
Standard probe	1pc
Calibration block and support	1pc of each
Adjustable stand	1pc
Probe cover	1pc
USB cable and software	1pc
AC/DC adapter	1pc

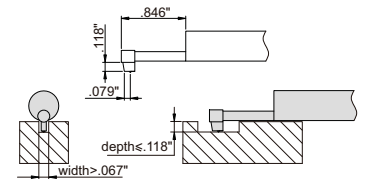
## OPTIONAL ACCESSORY

Extension rod	ISR-C100-ER
Groove probe	ISR-C100-130
Deep groove probe	ISR-C100-131
Test stand	ISR-C100-STAND
Wireless printer	ISR-C100-PRINTER

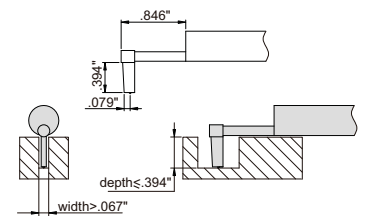
extension rod (optional), part no. ISR-C100-ER



groove probe (optional), part no. ISR-C100-130



deep groove probe (optional), part no. ISR-C100-131



test stand (optional)



the maximum workpiece height is 12.20"

## ULTRASONIC THICKNESS GAGE PART NO. ISU-250C

- Measure the thickness from one side of object, suitable for pipe, tank, etc.
- Applicable material: metal, plastic, glass, nylon, resin, ceramic, rubber, ice
- Low and high limits with judgement
- Average calculation of maximum 9 readings
- Memory of maximum 5000 readings with location number



DATA  
OUTPUT

### SPECIFICATION

Price (\$)	2380.00
Resolution	.001" (range < 10")
	.01" (range ≥ 10")
Repeatability	.001" (range < 4")
	.004" (range 4~10")
Accuracy	±.002" (range < 4")
	±(.002+H/1000)" (range 4~4")
	±H/333" (range ≥ 4")
	H is the thickness to be measured in inch
Velocity	.039-.394"/μs
Power supply	2×1.5V AAA batteries
Dimension	2.52×4.57×1.06"
Weight	.49lb

### STANDARD DELIVERY

Main unit	1pc
Transducer ISU-T08	1pc
Battery(AAA)	2pcs
Couplant (for ISU-T04, ISU-T06, ISU-T08, ISU-T12)	1bottle
USB cable and software disc	1pc

### OPTIONAL ACCESSORY

Transducer	ISU-T04, ISU-T06, ISU-T12, ISU-T13
Couplant (for ISU-T13)	ISU-HT5-COULPLANT



ISU-250C



### SPECIFICATION OF TRANSDUCERS

Part No.	Frequency	Diameter (d)	Measuring range	Minimum size of pipe for measurement (diameter × wall thickness)	Applicable temperature	Application
ISU-T08	5.0MHz	.43" DIA	.03-11.81"	.79×.05"	<140°F	general use
ISU-T04	10.0MHz	.24" DIA	.03-.79"	.39×.04"	<140°F	for small tube
ISU-T06	7.5MHz	.33" DIA	.03-1.97"	.59×.05"	<140°F	for thin material
ISU-T12	2.0MHz	.64" DIA	.08-15.75"	1.18×.16"	<140°F	for casting steel
ISU-T13	5.0MHz	.51" DIA	.08-7.87"	.98×.12"	<662°F	for high temperature

## COATING THICKNESS GAGE

- Suitable for small surfaces, concave or convex surfaces
- Magnetic induction probe (Fe) is to measure the thickness of non-magnetic coating on magnetic substrate  
Substrate: iron, steel, magnetic stainless steel (does not include non-magnetic stainless steel)  
Coating: zinc, copper, chrome-tin, plastic powder, paint (does not include nickel)
- Eddy current probe (NFe) is to measure the thickness of non-conductive coating on non-magnetic metal substrate  
Substrate: copper, aluminum, zinc, non-magnetic stainless steel  
Coating: plastic powder, paint, anodizing



SUITABLE FOR SMALL SURFACES,  
CONCAVE OR CONVEX SURFACES



eddy current probe  
NFe (optional)  
ISO-2000FN-NFE

magnetic induction  
probe Fe (optional)  
ISO-2000FN-FE

connected to probe



main unit  
ISO-2000FN



standard foil (included)

### MAIN UNIT SPECIFICATION

Part No.	ISO-2000FN	
Price (\$)	1227.00	
Measuring range	magnetic induction probe (Fe)	0~80mils
	eddy current probe (NFe)	0~32mils
Accuracy	±(0.06+2%L)mils L is measuring thickness in mils	
Resolution	0.01mils (range < 10mils)	
	0.1mils (range ≥ 10mils)	
Repeatability	0.06mils (range < 10mils)	
	0.1mils (range ≥ 10mils)	
Measuring mode	continuous or single	
Calibration mode	four points calibration	
Minimum substrate thickness	magnetic induction probe (Fe): 8mils, eddy current probe (NFe): 2mils	
Minimum measuring area	.4x.4", calibration should be made on workpiece without coating, test stand (optional) is recommended in order to have same position for calibration and measurement	
Power supply	2×1.5V AA batteries	
Dimension of main unit	4.80×2.56×.87"	
Weight of main unit	.33lb	

### PROBE (OPTIONAL) SPECIFICATION

Probe	Part No.	Price (\$)
Magnetic induction probe (Fe)	ISO-2000FN-FE	1180.00
Eddy current probe (NFe)	ISO-2000FN-NFE	1742.00

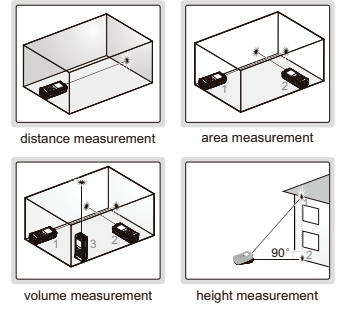
### STANDARD DELIVERY

Main unit	1pc
Zero calibration block for Fe probe	1pc
Zero calibration block for NFe probe	1pc
Standard foil	7pcs
Battery (AA)	2pcs



## LASER DISTANCE METER PART NO. ISN-L70

**IP52**  
WATERPROOF



### SPECIFICATION

Price (\$)	224.80
Measuring range	2"~229ft
Accuracy	±.06"
Resolution	.01"/0.01ft
Measuring speed	0.5 second
Dust/waterproof	IP52
Laser type	650nm, Class II, <1mW
Beam size	.98"@1200"
Memory	20 measuring data
Power supply	2xAA batteries, for 10000 measurements
Dimension (L×W×H)	4.33×1.77×1.18"
Weight	.29lb

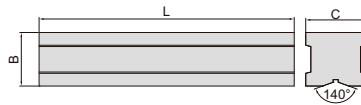
### STANDARD DELIVERY

Main unit	1pc
Battery (AA)	2pcs
Strap	1pc
Carrying bag	1pc

- Large display with backlight
- Unit: in, ft, m
- Distance, area, volume and height measurement
- With continuous measuring mode to track maximum and minimum value
- Automatic power-off: laser 30s, main unit 180s

## BLOCK LEVEL

**ATTENTION:**  
BASIC MODEL



- V-groove on bottom for shafts
- With transverse vial
- Supplied with adjusting wrench

Part No.	Length (L)	Sensitivity	B	C	Price (\$)
4901-6	6"	.0002"/10"	1.575"	1.772"	189.00
4901-8	8"	.0002"/10"	1.654"	1.850"	209.70
4901-12	12"	.0002"/10"	1.772"	1.969"	246.33

## ELECTRONIC LEVEL AND PROTRACTOR

**IP54**  
WATERPROOF

**ABSOLUTE  
LEVEL**

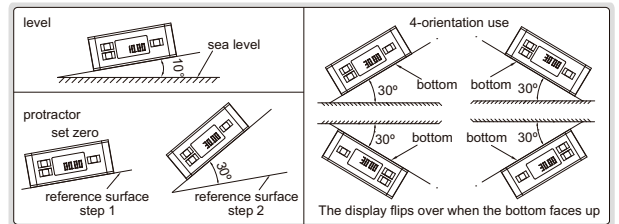
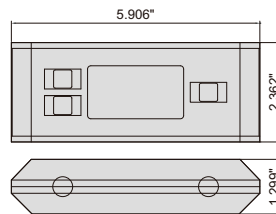
**BACKLIGHT**

**BUZZER ALARM  
AT 0° AND 90°**



2179-360

- IP54 dust/waterproof
- Aluminum frame
- Magnetic bottom with V-groove for shafts
- The sea level is permanently set inside the chip, zero setting is not needed when batteries are replaced
- Buttons: ON/OFF, absolute and incremental measurement, keep the reading, buzzer alarm, unit (in/ft, %, mm/m), backlight
- Two AAA batteries
- Automatic power off



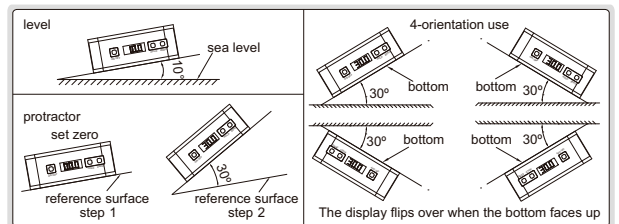
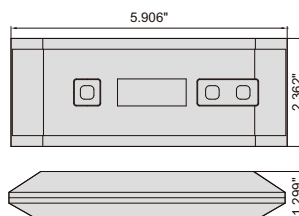
Part No.	Range	Resolution	Accuracy	Price (\$)
2179-360	0 - 360° (90°x4)	0.05°/ .125in/ft	0° and 90°: ±0.1°; others: ±0.2°	147.30

## ELECTRONIC LEVEL AND PROTRACTOR



2173-360

- Aluminum frame
- Magnetic bottom with V-groove for shafts
- Zero setting can be made on any plain surfaces
- Buttons: ON/OFF, ZERO, HOLD (keep the reading)
- CR2032 battery
- Automatic power off

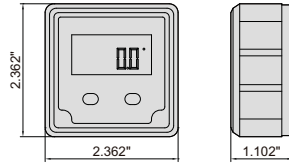


Part No.	Range	Resolution	Accuracy	Price (\$)
2173-360	0 - 360° (90°x4)	0.1° (=.021in/ft)	0° and 90°: ±0.1°; others: ±0.2°	157.60

## ELECTRONIC LEVEL AND PROTRACTOR



2170-1



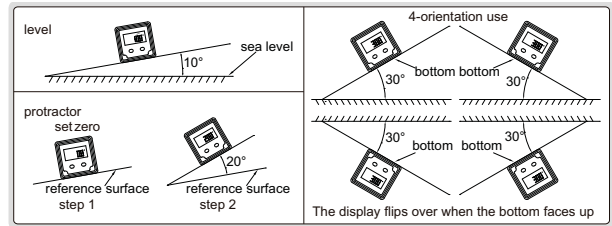
- Aluminum frame
- Magnetic bottom
- The display flips over when the bottom faces up
- The backlight is on automatically when in use, and automatically off in 15 minutes after use
- The sea level is permanently set inside the chip, zero setting is not needed when battery is replaced
- Buttons: ON/OFF, ZERO, absolute and incremental measurement
- One AAA battery
- Automatic power off in 5 minutes

BACKLIGHT

ABSOLUTE LEVEL

MAGNETIC BOTTOM

DISPLAY FLIPS OVER WHEN THE BOTTOM FACES UP

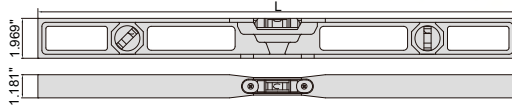


Part No.	Range	Resolution	Accuracy	Price (\$)
2170-1	4x90°	0.1°(=.021in/ft)	at 0° and 90°: ±0.1°; others: ±0.2°	89.50

## ALUMINUM ALLOY LEVEL



4911-600



- Die casting aluminum alloy frame
- With three vials: 180°, 90° and 45°
- Zero position of vial 180° can be set

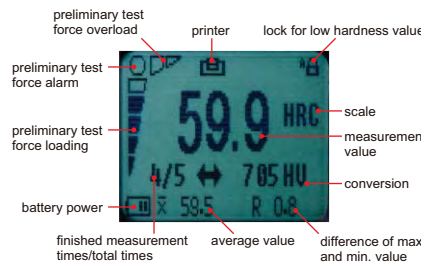
Part No.	Length (L)	Accuracy	Price (\$)
4911-400	16"	.009in/ft	37.30
4911-600	24"	.009in/ft	46.00
4911-800	32"	.009in/ft	51.10

## AUTOMATIC DIGITAL ROCKWELL HARDNESS TESTER PART NO. ISH-MRD200-U\*\*

DATA OUTPUT



- Tolerance measurement with alarm
- Set measurement times (2-9) to have average value and the difference of max. and min. value
- Convert to HV or HB automatically
- Memory of 1000 measurement values for browsing and output
- Measurement value can be sent to wireless printer automatically
- Calibration function compensates the measurement value for high accuracy
- The hardness value of soft materials like plastic is not stable. The lock function can obtain the value automatically
- Display unit is automatic power off



2.36" DIA flat anvil (included) 5.91" DIA flat anvil (included) V-type anvil (included) wireless printer (optional)

### SPECIFICATION

Price (\$)	4508.00
Hardness scale	HRA, HRB, HRC, HRD HRF, HRG (with standard indenters) HRE, HRH, HRK (with optional indenter)
Preliminary test force	98N/10kgf
Test force	588N/60kgf, 980N/100kgf, 1471N/150kgf
Stage elevation	manual
Load control	automatic (load/dwell/unload)
Load dwell time	1-99 second
Resolution	0.1HR
Output	wireless and USB
Memory	1000
Max. workpiece height	6.69"
Max. workpiece depth	6.50" (from the center of indenter)
Power supply of the display unit	built-in rechargeable battery
Power supply **	110V, 50/60Hz
Dimension	20.47x6.30x27.56"
Weight	132lb

### STANDARD DELIVERY

Main unit	1pc
2.36" DIA flat anvil	1pc
5.91" DIA flat anvil	1pc
V-type anvil	1pc
Diamond indenter	1pc
1/16" DIA carbide ball indenter	1pc
Hardness test block HRC20-30	1pc
Hardness test block HRC60-65	1pc
Hardness test block HRB88-95	1pc
Anti-dust cover	1pc
USB cable and software	1pc
AC/DC adapter	1pc

### OPTIONAL ACCESSORY

Wireless printer	ISH-DS-PRINTER
1/8" DIA carbide ball indenter	ISH-EHK-INDENTER
Hardness test block HRC20-30	ISH-BHRC1
Hardness test block HRC60-65	ISH-BHRC3
Hardness test block HRB88-95	ISH-BHRB

## MANUAL ROCKWELL HARDNESS TESTER PART NO. ISH-R150



### SPECIFICATION

Price (\$)	2605.00
Hardness scale	HRA, HRB, HRC, HRD, HRF, HRG
Preliminary test force	98N/10kgf
Test force	588N/60kgf, 980N/100kgf, 1471N/150kgf
Display	analogue
Stage elevation	manual
Load control	manual
Min. reading	0.5HR
Max. workpiece height	6.69"
Max. workpiece depth	6.50" (from the center of indenter)
Dimension	20.47×6.30×27.56"
Weight	132lb

### STANDARD DELIVERY

Main unit	1pc
2.36" DIA flat anvil	1pc
5.91" DIA flat anvil	1pc
V-type anvil	1pc
Diamond indenter	1pc
1/16" DIA carbide ball indenter	1pc
Hardness test block HRC20-30	1pc
Hardness test block HRC60-65	1pc
Hardness test block HRB88-95	1pc
Anti-dust cover	1pc



ISH-R150



2.36" DIA flat anvil (included)



5.91" DIA flat anvil (included)



V-type anvil (included)

### OPTIONAL ACCESSORY

Hardness test block HRB85-95	ISH-BHRB
Hardness test block HRC60-65	ISH-BHRC3
Hardness test block HRC20-30	ISH-BHRC1

## BRINELL/ROCKWELL/VICKERS HARDNESS TESTER PART NO. ISH-BRV-U\*\*




### SPECIFICATION

Price (\$)	7142.00
Rockwell test load	98N/10kgf preload, 588N/60kgf, 980N/100kgf, 1471N/150kgf total load
Min. Rockwell reading	0.5HR
Brinell test load	306N/31kgf, 613N/62.5kgf, 1839N/187.5kgf
Vickers test load	294N/30kgf
Stage elevation	manual
Load control	manual
Magnification of microscope	37.5X/75X (selectable)
Max. workpiece height	7.09"
Max. workpiece depth	7.87" (from the center of indenter)
Power supply **	110V, 50/60Hz
Dimension	21.50×11.81×30.20"
Weight	198lb

### STANDARD DELIVERY

Main unit	1pc
1/16" DIA carbide ball indenter	1pc
Diamond Rockwell indenter	1pc
.197" DIA Brinell indenter	1pc
.098" DIA Brinell indenter	1pc
Vickers indenter	1pc
2.36" DIA flat anvil for Rockwell	1pc
5.91" DIA flat anvil for Rockwell	1pc
V-anvil for Rockwell	1pc
2.36" DIA flat anvil for Vickers and Brinell	1pc
V-type anvil for Vickers and Brinell	1pc
Hardness test block HRC20-30	1pc
Hardness test block HRC60-65	1pc

projection screen with scale, for reading Rockwell hardness



ISH-BRV-U



2.36" DIA flat anvil for Rockwell (included)



5.91" DIA flat anvil for Rockwell (included)



V-type anvil for Rockwell (included)



2.36" DIA flat anvil for Vickers and Brinell (included)



V-type anvil for Vickers and Brinell (included)

Hardness test block HRB88-95	1pc
Hardness test block 400-500HV30	1pc
Hardness test block 180-220HBW2.5/187.5	1pc
Anti-dust cover	1pc

### OPTIONAL ACCESSORY

Hardness test block HRC20-30	ISH-BHRC1
Hardness test block HRC60-65	ISH-BHRC3
Hardness test block HRB88-95	ISH-BHRB
Hardness test block 400-500HV30	ISH-BHV30
Hardness test block 180-220HBW2.5/187.5	ISH-BHB25B



## AUTOMATIC DIGITAL BRINELL HARDNESS TESTER PART NO. ISHB-D200-U\*\*

**AUTOMATIC TESTING AFTER PRELIMINARY TEST FORCE IS LOADED BY HAND**

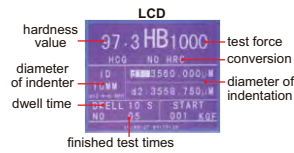
- Automatic testing after preliminary test force is loaded by hand
- Measure indentation by measuring microscope then read the hardness value from LCD
- Electronic close-loop load control system
- Take tests up to 40 times and display maximum, minimum and average value
- Converted to HRA, HRB, HRC, HRD, HRF, HV, HK, HR15N, HR30N, HR45N, HR15T, HR30T, HR45T

### SPECIFICATION


Price (\$)	15748.00	
Range	8~650HBW	
Reading mode	directly read from LCD	
Test force	612.5N/62.5kgf, 980N/100kgf, 1.225kN/125kgf, 1.837kN/187.5kgf, 2.45kN/250kgf, 4.9kN/500kgf, 7.35kN/750kgf, 9.8kN/1000kgf, 14.7kN/1500kgf, 29.4kN/3000kgf	
Max. height of workpiece	7.87"	
Max. depth of workpiece	5.31" (from the center of indenter)	
Stage elevation	manual	
Load control	automatic (load/dwell/unload)	
Load dwell time	5~60 second	
Measuring microscope	magnification	20X
	resolution	0.625mm/.0246"
Power supply **	110V, 50/60Hz	
Dimension	21.65x8.27x29.53"	
Weight	198lb	

### OPTIONAL ACCESSORY


Hardness test block 150~250HBW2.5/187.5	ISH-BHB25B
Hardness test block 75~125HBW10/1000	ISH-BHB10A
Hardness test block 175~250HBW10/3000	ISH-BHB10B



finished test times



measure indentation with measuring microscope  
then read the hardness value from LCD



ISHB-D200-U



3.15" DIA flat anvil (included)



7.09" DIA flat anvil (included)



V-type anvil (included)

### STANDARD DELIVERY

Main unit	1pc
3.15" DIA flat anvil	1pc
7.09" DIA flat anvil	1pc
V-type anvil	1pc
.098" DIA carbide ball indenter	1pc
.197" DIA carbide ball indenter	1pc

.394" DIA carbide ball indenter	1pc
Hardness test block 150~250HBW2.5/187.5	1pc
Hardness test block 75~125HBW10/1000	1pc
Hardness test block 175~250HBW10/3000	1pc
Anti-dust cover	1pc

## WEBSTER HARDNESS TESTER PART NO. ISHW-L20

- To measure the hardness of soft metal such as aluminum alloy, copper, brass, soft steel, etc.
- According to ASTM B647-84 (2000)

### SPECIFICATION

Price (\$)	2448.00
Application	for aluminum alloy general use
Thickness requirement of flat workpiece	.024~.23"
Internal diameter requirement of tube workpiece	>.39" DIA
Wall thickness requirement of tube workpiece	.024~.23"
Hardness range	0~20HW
Min. reading	1HW
Accuracy	±0.5HW (at 5~17HW)
Dimension	8.07x1.18x3.35"
Weight	1.10lb



ISHW-L20

### STANDARD DELIVERY

Main unit	1pc
Spare indenter	1pc
Hardness test block	1pc
Wrench	1pc



## PORTABLE HARDNESS TESTER PART NO. ISH-SPHA

DATA  
OUTPUT



- Based on Leeb (HL), converted to Vickers (HV), Brinell (HB), Rockwell (HRC and HRB), Shore (HS) and tensile strength (MPa)
- Connected with printer via bluetooth
- Connected with computer via USB port
- Up to 800 test results can be saved
- Low and high limits with judgement
- Touch screen operation, large display with backlight
- Language: English, Chinese, Italian, German, French and Portuguese
- Automatic power off
- According to ASTM A 956



ISH-SPHA

included



printer



hardness test block D



small support ring

### SPECIFICATION

Price (\$)	3127.00
Min. reading	1HL, 1HV, 1HB, 0.1HRC, 0.1HRB, 1HS, 1MPa
Accuracy	±6HL (when HL=800)
Display	Leeb(HL), converted hardness, material, impact direction, test times, average value, deviation, time
Output	bluetooth and USB
Power supply	built-in rechargeable battery
Dimension	5.31×3.27×.94"
Weight	0.77lb

### OPTIONAL ACCESSORY

Impact device DC	ISH-SPHA-DC
Impact device C	ISH-SPHA-C
Impact device D+15	ISH-SPHA-D15
Impact device DL	ISH-SPHA-DL
Impact device G	ISH-SPHA-G
Couplant	ISH-COUPPLANT

### STANDARD DELIVERY

Main unit	1pc
Impact device D	1pc
Printer	1pc
Hardness test block D	1pc
Small support ring	1pc
Cleaning brush	1pc
AC/DC adapter	1pc
USB cable and software disc	1pc of each
Pen for touch screen	1pc

Hardness test block D **	ISH-BHLD
Hardness test block G **	ISH-BHLG
Support rings	

\*\*Hardness test block G (ISH-BHLG) is for impact device G (ISH-SPHA-G).  
Hardness test block D (ISH-BHLD) is for all others impact devices.

## PORTABLE LEEB HARDNESS TESTER PART NO. ISH-PHB

### SPECIFICATION

Price (\$)	1278.00	
Min. reading	1HLD; 1HV; 1HB; 0.1HRC; 0.1HRB; 1HS; 1MPa	
Accuracy	±6HLD (when HLD=800)	
Display	Leeb (HLD), converted hardness, material, impact direction, test times, average value, date	
Output	bluetooth	
Applicable workpiece	minimum weight	11.02lb 4.41lb (on solid support) 0.22lb (coupled on plate)
	minimum thickness:	.20"
	minimum radius of curved surface:	1.18"
	maximum roughness(Ra):	63µin
Power supply	3×AAA batteries	
Dimension	5.91×3.31×1.10"	
Weight	0.44lb	



hardness test block D (included)



small support ring (included)



wireless printer (optional)



ISH-PHB



- Based on Leeb (HLD), converted to Vickers (HV), Brinell (HB), Rockwell (HRC and HRB), Shore (HS) and tensile strength (MPa)
- Memory of 99 measurement values for browsing
- Set measurement times (1-9) to have average value
- Connected with printer via bluetooth
- Automatic power off
- According to ASTM A 956

### APPLICABLE MATERIAL AND HARDNESS RANGE FOR IMPACT DEVICE D

Material	HLD	HV	HB	HRC	HRB	HS	Tensile strength (MPa)
Steel & cast steel	300-900	81-955	81-654	20-68	38-100	32-100	375-2639
Tool steel	300-840	80-898		20-67			
Stainless steel	300-800	85-802	85-655		46-101		
Cast iron	360-650		93-334				
Cast aluminum alloy	170-570		19-164		23-84		
Brass	200-550		40-173		13-95		
Bronze	300-700		60-290				
Copper	200-690		45-315				


### STANDARD DELIVERY

Main unit	1pc
Impact device D	1pc
Hardness test block D	1pc
Small support ring	1pc
Cleaning brush	1pc

### OPTIONAL ACCESSORY

Wireless printer	ISH-DS-PRINTER
Couplant	ISH-COUPPLANT
Support rings	
Hardness test block D	ISH-BHLD

## SHORE DUROMETER



- According to ISO868, ISO7619, ASTM D 2240
- With peak value indicator
- Optional accessory: test stand ISH-STAC and ISH-STD

### SPECIFICATION

Part No.	ISH-SAM	ISH-SDM
Price (\$)	180.80	327.70
Scale	Shore A	Shore D
Application	nature rubber, soft elastomer, etc.	hard rubber, plastic, hard elastomer, etc.
Measuring range	10~90HA	20~90HD
Graduation	1HA	1HD
Indenter protrusion	.10"	
Dimension	4.53×2.36×.98"	
Weight	.35lb	

\*Use **ISH-SDM** when measuring result is higher than 90HA  
Use **ISH-SAM** when measuring result is lower than 20HD

## TESTING STAND FOR SHORE DUROMETER


- Perform repeatable hardness measurement due to fewer possibilities of human error or measurement variations

### SPECIFICATION

Part No.	ISH-STAC
Price (\$)	332.20
Applicable durometer	ISH-SAM
Stage diameter	3.94" DIA
Maximum workpiece height	2.95"
Mass of weight	2.2lb



## DIGITAL FORCE GAGE (HIGH RESOLUTION)



### SPECIFICATION

Part No.	ISF-DF50A	ISF-DF100A	ISF-DF200A	ISF-DF500A	ISF-DF1KA
Price (\$)	752.40	752.40	752.40	752.40	752.40
Load capacity (lbf)	11	22	44	110	220
Resolution (lbf)	0.001	0.005	0.01	0.01	0.05
Accuracy	±0.3% (of load capacity)				
Power supply	built-in rechargeable battery				

### STANDARD DELIVERY

Part No.	ISF-DF50A	ISF-DF100A	ISF-DF200A	ISF-DF500A	ISF-DF1KA
Main unit	1pc				
AC/DC adapter	1pc				
USB cable and software	1pc				
Push/pull accessory	6pcs (flat push tip, V push tip, knife-edge push tip, point push tip, pull clamp, extension rod)				



ISF-DF100A



- Push and pull test
- Peak (max.) and tracking mode
- Units: lbf, ozf, mN, N, gf, kgf
- Low and high limits with judgement
- 1000 memories
- Automatic power off
- Metal case, touch buttons
- LCD display with backlight, can automatically turn 180°
- Overload alarm

printer (optional)



### OPTIONAL ACCESSORY

Printer	ISF-DF-PRINTER
Test stand	ISF-MT1K

## TESTING STAND FOR DIGITAL FORCE GAGE PART NO. ISF-MT1K

- For tensile and compress test with force gages (part no. ISF-1DFxx and ISF-DFxx)
- To be used in vertical and horizontal orientation

### SPECIFICATION

Price (\$)	928.10
Load capacity	220lbf
Travel	7.87" (.12" vertical movement per revolution of handwheel)
Dimension	7.72 x 9.84 x 17.56"
Weight	28.67lb

### OPTIONAL ACCESSORY

Digital scale (range: 8", resolution: .0005"/0.01mm)	ISF-MT1K-SCALE
--	----------------

force gages  
are not included



ISF-MT1K



horizontal orientation test



digital scale (optional)

## DIGITAL TORQUE SCREWDRIVER



IST-SD200

- Clockwise and counter-clockwise operation
- Unit: cN.m, in.lb, kg.cm
- Peak and track working mode
- Target torque value can be set, with audible and visible alarm:
  - Green LED light on and buzzer sounds when target torque value is 90%~100% of target torque
  - Red LED light on and buzzer sounds when target torque value is reached
- Power off automatically in 5 minutes without any operations

### SPECIFICATION

Part No.	IST-SD200	
Price (\$)	520.20	
Range	3.54~17.7in.lb	
Accuracy	clockwise	±2.5%
	counter-clockwise	±3.5%
Resolution	0.01in.lb	
Size of shank (L)	1/4"	
Power supply	1×AAA battery	
Length	7.99"	
Weight	0.44lb	

### OPTIONAL ACCESSORY

Calibration cable	IST-SD-CABLE
-------------------	--------------

## DIGITAL TORQUE WRENCH



- Clockwise and counter-clockwise operation
- Unit: N.m, in.lb, ft.lb, kg.cm
- Peak and track working mode
- Target torque value can be set, with audible and visible alarm:
  - Green LED light on and buzzer sounds when torque value is 90%~100% of target torque
  - Both green and red LED light on and buzzer sounds when target torque value is reached
- Power off automatically in 5 minutes without any operations
- Non-slip grip handle
- With overload record (once the torque reaches 110% of the maximum range)



IST-W135A

### SPECIFICHE

Part No.	Range		Accuracy	Resolution		Square driver (L)	Power supply	Length	Weight	Price (\$)
IST-W30A	53.1~265.5in.lb	4.42~22.12ft.lb	clockwise: ±2% counter-clockwise: ±3%	0.1in.lb	0.01ft.lb	1/4"		2×AA batteries	15.35"	1.83lb
IST-W135A	239~1195in.lb	19.9~99.5ft.lb		1in.lb	0.1ft.lb	3/8"	16.34"		2.09lb	582.00
IST-W200A	354~1770in.lb	29.5~147.5ft.lb		1in.lb	0.1ft.lb	1/2"	20.87"		3.09lb	656.20
IST-W340A	602~3009in.lb	50.1~250.7ft.lb		1in.lb	0.1ft.lb	1/2"	25.59"		3.53lb	501.60
IST-W500A	885~4424in.lb	73.7~368.7ft.lb	clockwise: ±2.5% counter-clockwise: ±3.5%	1in.lb	0.1ft.lb	3/4"	37.40"		4.63lb	1213.00

### OPTIONAL ACCESSORY

Calibration cable	IST-W-CABLE
-------------------	-------------

**PART NO. INDEX**

PART NO	DESCRIPTION	PAGE
<b>11</b>		
1102	Electronic Caliper (Fraction Reading)	1
1103	Electronic Caliper (High Precision)	1
1108	Electronic Caliper (Standard Model)	1
1111	Mini Electronic Caliper	2
1114	Electronic Caliper	1
1118	Electronic Waterproof Caliper	1
1119	Electronic Caliper With Round Depth Bar	2
1120	Electronic Inside Groove Caliper	5
1121	Electronic Inside Point Caliper	6
1122	Electronic Hook Caliper	7
1124	Electronic Caliper With Interchangeable Points	5
1125	Universal Caliper	4
1130	Electronic Left Hand Caliper	2
1131	Electronic Caliper	3
1133	Electronic Caliper	3
1139	Electronic Plastic Caliper	2
1141	Electronic Depth Gage (Standard Model)	10
1143	Electronic Point Depth Gage	10
1144	Electronic Double Hook Depth Gage	10
1145	Electronic Depth Gage	11
1147	Electronic Depth Gage With Mounting Holes For Extension Base	10
1148	Electronic Depth Gage With Round Depth Bar	10
1150	Electronic Height Gage	9
1154	Electronic Height Gage	9
1156	Electronic Height Gage With Driving Wheel	8
1161	Electronic Tube Thickness Caliper	8
1162	Electronic Disk Brake Caliper	8
1167	Electronic Disk Brake And Pad Caliper	8
1169	Electronic Small Point Caliper	7
1172	Electronic Caliper With Large Measuring Faces	8
1176	Electronic Inside Groove Caliper	6
1178	Electronic Inside Groove Caliper	6
1179	Electronic RTJ Ring Groove Caliper	7
1181	Electronic Gear Tooth Caliper	8
1185	Electronic Outside Point Caliper	7
1187	Electronic Outside Neck Caliper	7
1188	Electronic Blade Caliper	6
<b>12</b>		
1205	Vernier Caliper	3
1211	Vernier Caliper	3
1250	Vernier Height Gage	9
1253	Vernier Height Gage	9
1267	Chamfer Gage	34
<b>13</b>		
1311	Dial Caliper	3
1316	Dial Caliper	4
<b>15</b>		
1520	Electronic Inside Groove Caliper	6
1522	Electronic Caliper	2
1523	Electronic Caliper	2
1526	Electronic Caliper With Interchangeable Points	5
<b>21</b>		
2103	Electronic Indicator (Advanced Model)	22
2104	Electronic Indicator (Advanced Model)	22

PART NO.	DESCRIPTION	PAGE
2112	Electronic Indicator (Standard Model)	22
2113	No Auto Power Off Electronic Indicator	21
2114	Compact Electronic Indicator	22
2115	Waterproof Electronic Indicator	23
2123	Bore Gage For Small Holes	19
2124	Pistol Grip Three Points Bore Gage	18
2132	Electronic External Caliper Gage	29
2141	Electronic Depth Gage	11
2166	Electronic Snap Gage	29
2168	Step And Gap Gage	29
2170	Electronic Level And Protractor	54
2171	Electronic Protractor	31
2172	Electronic Protractor	32
2173	Electronic Level And Protractor	53
2176	Electronic Protractor	31
2179	Electronic Level And Protractor	53
2183	Electronic Radius Gage	21
<b>22</b>		
2222	Internal Dial Caliper Gage	28
2277	Double Square	33
2278	Combination Square Set	32
<b>23</b>		
2304	Compact Dial Indicator	23
2307	Dial Indicator	23
2307-1RF	Reverse Reading Dial Indicator	23
2312	Large Dial Face Dial Indicator	24
2315	Precision Dial Indicator	24
2323	Bore Gage For Small Holes	19
2326	Long Stroke Dial Indicator	24
2333	External Dial Caliper Gage	28
2341	Dial Depth Gage	11
2364	Thickness Gage	29
2372	Universal Protractor	32
2374	Protractor	32
2380	Dial Test Indicator	25
2381	Dial Test Indicator	25
2383	Long Styli Dial Test Indicator	25
2385	Centering Indicator	40
2386	Large Range Dial Test Indicator	25
2397	Zero Setter	41
2399	Dial Test Indicator	25
<b>28</b>		
2828	Bore Gage	19
2871	Electronic Thickness Gage	29
2872	Electronic Thickness Gage	29
<b>31</b>		
3101	Electronic Outside Micrometer	12
3108	Electronic Outside Micrometer	12
3109	Electronic Outside Micrometer	12
3127	Electronic Three Points Internal Micrometer	17
3128	Electronic Wide Range Three Points Internal Micrometer	17
<b>32</b>		
3203	Outside Micrometer	13
3206	Outside Micrometer With Interchangeable Anvils	13
3220	Inside Micrometer	16



## PART NO. INDEX

PART NO.	DESCRIPTION	PAGE
<b>32</b>		
3221	Tubular Inside Micrometer	18
3222	Tubular Inside Micrometer	19
3227	Three Points Internal Micrometer	16
3230	Point Micrometer	14
3232	Blade Micrometer	14
3241	Depth Micrometer	11
3281	Screw Thread Micrometer	15
<b>33</b>		
3332	Indicating Micrometer	14
<b>34</b>		
3400	Outside Micrometer With Counter	12
<b>35</b>		
3506	Electronic Outside Micrometer With Interchangeable Anvils	13
3520	Electronic Inside Micrometer	16
3530	Electronic Point Micrometer	14
3532	Electronic Blade Micrometer	14
3540	Electronic Depth Micrometer	12
3560	Electronic Spherical Anvil Tube Micrometer	15
3566	Electronic Crimp Height Micrometer	14
3581	Electronic Screw Thread Micrometer	15
<b>41</b>		
4102	Steel Gage Block Set	30
4112	Individual Steel Gage Block	30
4121	American Standard Thread Ring Gage	31
4131	American Standard Thread Plug Gage	30
<b>42</b>		
4206	Telescoping Gage Set	21
4208	Small Hole Gage Set	21
4209	Long Handle Telescoping Gage	21
<b>46</b>		
4608	Feeler Gage	35
4630	Taper Gage	35
<b>47</b>		
4700	Straight Edge	34
4707	Machinist Square With Wide Base	33
4724	Concentricity Gage	28
4747	45° Square With Wide Base	33
4780	Protractor	32
4782	Bench Center	28
4789	Concentricity Gage	28
4790	90° Beveled Edge Square	33
4791	90° Flat Edge Square	33
4799	Protractor	31
<b>48</b>		
4804	Radius Gage Set	35
4807	Angle Gage Set	35
4808	Wire Gage	36
4809	Sheet Metal Gage	36
4810	Center Gage	34
4820	Pitch Gage	34
4824	Pitch Gage	34
4830	Welding Gage	35
4831	Electronic Welding Gage	36
4835	Welding Gage	36

PART NO.	DESCRIPTION	PAGE
4836	Fillet Welding Gage	36
4839	Pipe Welding Gage	37
<b>49</b>		
4901	Block Level	53
4911	Aluminum Alloy Level	54
<b>50</b>		
5002	2-Piece Measuring Tool Set	41
5003	3-Piece Measuring Tool Set	41
5003-1E	3-Piece Measuring Tool Set	41
5022	2-Piece Measuring Tool Set	41
5052	5-Piece Measuring Tool Set	42
<b>61</b>		
6140	Depth Base Attachment	3
6141	Extension Base	11
6143	Depth Stop For Calipers	4
<b>62</b>		
6200	Magnetic Stand	26
6201	Magnetic Stand	26
6202	Magnetic Stand	26
6207	Flex Arm Magnetic Stand	27
6208	Universal Magnetic Stand	27
6210	Universal Magnetic Stand	27
6211	Mini Magnetic Stand	27
6224	Mini Magnetic Stand	27
6282	Contact Point	24
6282	Extension Rod	24
6284	Styli For Dial Test Indicators	25
6291	Dial Test Indicator Centering Holder	26
6293	Dial Test Indicator Holder	26
6293	Dial Test Indicator Universal Holder	26
6294	Indicator Centering Holder	26
6295	Dial Test Indicator Centering Holder	26
6296	Dial Test Indicator Holder	26
<b>63</b>		
6300	Micrometer Stand	15
6301	Micrometer Stand	15
6313	Setting Ring	20
<b>65</b>		
6525	Precision Vise	40
6550	Electronic Zero Setter	41
6566	Electronic Edge Finder	41
<b>68</b>		
6801	Magnetic V-Block	40
6804	V-Block	39
6862	Dial Indicator Stand	28
6863	Dial Indicator Stand	27
6866	Granite Dial Indicator Stand	27
6888	Roller Bearing V-Block Set	39
6889	Magnetic V-Block	40
6890	Magnetic V-Block	40
6896	V-Block Set	39
<b>69</b>		
6900	Granite Surface Plate	38
6902	Stand For Granite Surface Plate	39
6990	Height Scriber	38

**PART NO. INDEX**

PART NO.	DESCRIPTION	PAGE
<b>71</b>		
7110	Steel Rule	38
<b>72</b>		
7230	Scriber	38
7231	Scriber	38
7232	Scriber	38
7240	Inside Caliper	37
7241	Outside Caliper	37
7247	Divider	38
7260	Spring Divider	38
7261	Inside Spring Caliper	37
7262	Outside Spring Caliper	37
<b>73</b>		
7302	Data Output Cable	42
7304	Data Output Cable	42
7306	Wireless Data Transfer System	42
7330	Flat Back	25
7331	Magnetic Back	24
7350	Anvil For Bore Gages	20
7351	Long Handle	20
7381	Measuring Tips For Screw Thread Micrometer	15
<b>75</b>		
7511	Folding Magnifier	48
<b>ISD</b>		
ISD-V250	Vision Measuring System	45
<b>ISF</b>		
ISF-DFxxx	Digital Force Gage (High Resolution)	58
ISF-MT1K	Testing Stand For Digital Force Gage	59
<b>ISH</b>		
ISH-BRV-U	Brinell/Rockwell/Vickers Hardness Tester	55
ISH-MRD200-U	Automatic Digital Rockwell Hardness Tester	54
ISH-PHB	Portable Leeb Hardness Tester	57
ISH-R150	Manual Rockwell Hardness Tester	55
ISH-SAM	Shore Durometer	58
ISH-SDM	Shore Durometer	58
ISH-SPHA	Portable Hardness Tester	57
ISH-STAC	Testing Stand For Shore Durometer	58
<b>ISHB</b>		
ISHB-D200-U	Automatic Digital Brinell Hardness Tester	56
<b>ISHW</b>		
ISHW-L20	Webster Hardness Tester	56
<b>ISL</b>		
ISL-A5xxx	Linear Scale	43
ISL-B5xxx	Linear Scale	43
ISL-DR2	Counter	43
ISL-DR3	Counter	43
<b>ISM</b>		
ISM-PM160LA	Digital Measuring Microscope	47
ISM-PM200SB	Digital Measuring Microscope	47
ISM-PM600SB	Digital Measuring Microscope	47
ISM-WF200	WiFi Digital Measuring Microscope	46
ISM-ZS30	Zoom Stereo Microscope	48
ISM-ZS50	Zoom Stereo Microscope	48
ISM-ZS50T	Zoom Stereo Microscope	48

PART NO.	DESCRIPTION	PAGE
<b>ISN</b>		
ISN-L70	Laser Distance Meter	53
<b>ISO</b>		
ISO-2000FN	Coating Thickness Gage	52
<b>ISP</b>		
ISP-Z3015	Profile Projector	44
<b>ISR</b>		
ISR-C100	Roughness Tester	51
ISR-CSE130	Surface Roughness Specimen Set	50
<b>IST</b>		
IST-SD200	Digital Torque Screwdriver	59
IST-Wxxx	Digital Torque Wrench	59
<b>ISU</b>		
ISU-250C	Ultrasonic Thickness Gage	52
<b>ISV</b>		
ISV-2000D	Manual 360° Swivel Videoscope	49
ISV-4000D	Motorized 360° Swivel Videoscope	49
ISV-E10	Videoscope	50



www.insizeus.com

TOLL FREE: 844-520-7668

ISO17025 CALIBRATION SERVICES



**INSIZE Calibration Services**  
1200 Woodruff Road, Suite A-16  
Greenville, SC 29607  
Phone: 864-284-6262  
Fax: 864-284-6212



Page 1 of 1 Cert. #: 6780

### Certificate Of Calibration

**Calibration Performed By:**  
INSIZE CALIBRATION SERVICES  
1200 WOODRUFF ROAD, SUITE A-16  
GREENVILLE, SC 29607

**For:**  
TEST COMPANY  
1234 MAIN ST  
ANYTOWN, USA

**Serial Number:** 12345 **Gage I.D.:** 12345

**Gage Description:** 008" DIAL INDICATOR .0001"/DIV **Unit of Measure:** INCH

**Gage Type:** INDICATOR **Performed By:** engage

**Procedure Used:** SCP-09 INDICATORS **Calibration Due Date:** 03/10/2016

**Calibration Date:** 03/10/2016

**Calibration Result:** Passed

Seq.	Reference Item	Standard	Tol. +	Tol. -	As Found	Final	Unit
1	ASCENDING 25%	0.00200	0.00210	0.00190	0.00200	0.00200	INCH
2	ASCENDING 50%	0.00400	0.00410	0.00390	0.00400	0.00400	INCH
3	ASCENDING 75%	0.00600	0.00610	0.00590	0.00600	0.00600	INCH
4	ASCENDING 100%	0.00800	0.00810	0.00790	0.00800	0.00800	INCH
5	REPEAT ZERO	0.00000	0.00010	-0.00010	0.00000	0.00000	INCH
6	DESCENDING 100%	0.00800	0.00810	0.00790	0.00800	0.00800	INCH
7	DESCENDING 75%	0.00600	0.00610	0.00590	0.00600	0.00600	INCH
8	DESCENDING 50%	0.00400	0.00410	0.00390	0.00400	0.00400	INCH
9	DESCENDING 25%	0.00200	0.00210	0.00190	0.00200	0.00200	INCH
10	REPEAT ZERO	0.00000	0.00010	-0.00010	0.00000	0.00000	INCH

F = Out Of Tolerance L=Out of Tolerance/Limit Gage Use R=Report Of Value A=Adjusted

Equipment Used To Calibrate Gage:  
This calibration is performed in a controlled environment with guidelines compliant to ISO/IEC 17025-2005 and ANSI Z-540-1-1994. This calibration was conducted using standards traceable to the SI through NIST.  
In tolerance conditions are based on the calibration falling within the specified limits and are not affected by the measurement uncertainty. Actual uncertainty represents the expanded uncertainty at approximately 95% confidence level using a k=2 factor. Any number of conditions may require the calibration to be invalidated prior to the estimated due cycle.  
This report shall not be reproduced, except in full, without the written approval of INSIZE Calibration Services.

Approved By:  
  
Signature  
Lee Cook  
Calibration Metrologist

- INSIZE is proud to announce our new Calibration Service "INSIZE Calibration Services"
- The most popular tools ready to ship same day!
- Tools ordered by noon will ship same day with an ISO17025 Certificate with your company name, address, and date of service. No need to wait a week or more
- All INSIZE Precision Tools available with ISO17025 certification. Contact us for pricing on all products

Tools Available to Ship Today with Calibration Certificate

Part No.	Description	List Price
1108-150CAL	0-6"/0-150mm Electronic Caliper	\$89.00
1108-200CAL	0-8"/0-200mm Electronic Caliper	\$115.00
1108-300CAL	0-12"/0-300mm Electronic Caliper	\$159.90
1311-6CAL	0-6" Dial Caliper	\$88.50
1311-8CAL	0-8" Dial Caliper	\$106.00
1311-12CAL	0-12" Dial Caliper	\$159.50
3203-1ACAL	0-1" Outside Micrometer	\$69.70
3203-2ACAL	1-2" Outside Micrometer	\$88.70
2307-1CAL	0-1" Dial Indicator	\$69.00

Distributed by:



INSIZE USA

Add: 3492 Diversified Drive  
Loganville, GA 30052  
Tel: 470-240-2520  
Fax: 470-448-4771  
E-mail: info@insizeus.com