
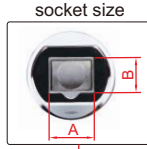


OPTIONAL ACCURACY:
CLOCKWISE: ±1%
COUNTER-CLOCKWISE: ±2%



INTERCHANGEABLE HEAD DIGITAL TORQUE WRENCHES

- Clockwise and counter-clockwise operation
- Unit: in.lb, ft.lb, N.m, kg.cm
- Peak and track working mode
- Target torque value can be set, with audible and visible alarm:
 - Green LED light on and buzzer sounds when torque value is 90%~100% of target torque
 - Both green and red LED light on and buzzer sounds when target torque value is reached
- Power off in 5 minutes automatically without any operations
- Non-slip grip handle
- With damp record
- With overload record (once the torque reaches 110% of the maximum range)



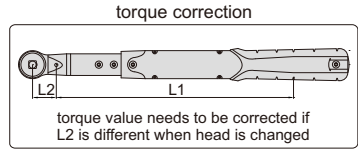

IST-2W135A

SPECIFICATION

Part No.	IST-2W30A	IST-2W135A	IST-2W200A	IST-2W340A
Range	53.1~265.5in.lb	239~1195in.lb	354~1770in.lb	602~3009in.lb
	4.42~22.12ft.lb	19.9~99.5ft.lb	29.5~147.5ft.lb	50.1~250.7ft.lb
Accuracy	clockwise	±2%		
	counter-clockwise	±3%		
Resolution	0.1in.lb	1in.lb	1in.lb	1in.lb
	0.01ft.lb	0.1ft.lb	0.1ft.lb	0.1ft.lb
Socket size (A×B)	.47×.35"	.47×.35"	.71×.55"	.71×.55"
Arm length (L1)	10.74"	11.33"	15.00"	19.73"
Power supply	2xAA batteries, for 110 hours working			
Weight	3.09lb	3.46lb	4.78lb	5.12lb

RATCHET HEAD (INCLUDED) SPECIFICATION

Part No. of torque wrench	IST-2W30A	IST-2W135A	IST-2W200A	IST-2W340A
Square driver (D)	1/4"	3/8"	1/2"	1/2"
Length (L2)	1.14"	1.14"	1.57"	1.57"



STANDARD DELIVERY

Torque wrench	1 pc
Ratchet head	1 pc

OPTIONAL ACCESSORY

Calibration cable	IST-W-CABLE
Interchangeable head	see details



RATCHET HEAD (optional, additional)

Part No.	Square driver (D)	Applicable wrenches
IST-2W-R1	1/4"	IST-2W30A
IST-2W-R2	3/8"	IST-2W135A
IST-2W-R3	1/2"	IST-2W135A
IST-2W-R4	1/2"	IST-2W200A IST-2W340A

BOX END HEAD (optional)

Part No.	Open size	Applicable wrenches
IST-2W-M1B	1/4"	IST-2W30A IST-2W135A
IST-2W-M5D	5/16"	
IST-2W-M3C	3/8"	
IST-2W-M7D	7/16"	
IST-2W-M1A	1/2"	
IST-2W-M9D	9/16"	
IST-2W-M5C	5/8"	
IST-2W-M11D	11/16"	
IST-2W-M3B	3/4"	
IST-2W-M13D	13/16"	
IST-2W-M7C	7/8"	

OPEN END HEAD (optional)

Part No.	Open size	Applicable wrenches	
IST-2W-K1B	1/4"	IST-2W30A IST-2W135A	
IST-2W-K5D	5/16"		
IST-2W-K3C	3/8"		
IST-2W-K7D	7/16"		
IST-2W-K1A	1/2"		
IST-2W-K9D	9/16"		
IST-2W-K5C	5/8"		
IST-2W-K11D	11/16"		
IST-2W-K3B	3/4"		
IST-2W-2K1A	1/2"		IST-2W200A IST-2W340A
IST-2W-2K9D	9/16"		
IST-2W-2K5C	5/8"		
IST-2W-2K11D	11/16"		
IST-2W-2K3B	3/4"		
IST-2W-2K13D	13/16"		
IST-2W-2K7C	7/8"		
IST-2W-2K15D	15/16"		
IST-2W-2K1W	1"	IST-2W200A IST-2W340A	
IST-2W-2K1F	1.1/8"		

ADJUSTABLE SPANNER HEAD (optional)

Part No.	Open size	Applicable wrenches
IST-2W-A1	.20~1.06"	IST-2W135A
IST-2W-A2	.20~1.18"	IST-2W200A
IST-2W-A3	.39~1.61"	IST-2W340A

