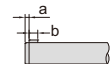
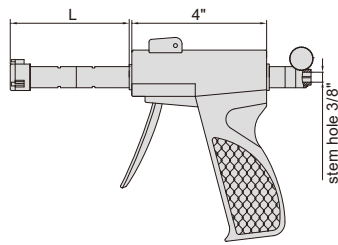


PISTOL GRIP THREE POINTS BORE GAGES

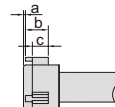


Type A
.275-.5", steel
measuring points



2124-E035

electronic indicator is not included

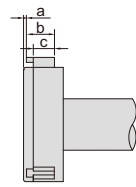


Type B
.5-2", carbide
measuring points



2124-E1

electronic indicator is not included



Type C
2-12", carbide
measuring points



2124-E5

electronic indicator is not included

Manufacturer Inspection Certificate

Actual Ring Size (inch)		Permissible Error (without digital indicator)	Measured Deviation	Unit: inch
1.02260			0	
1.10228	.00016	.00010		
1.18107		.00010		

Individual

Part No.	Range	Type	Accuracy (without electronic indicator)	Setting ring	Extension rod	L	a	b	c
2124-E035 *	.275-.35"	A	.00016"	.275" DIA (included)	4" (included)	2"	.059"	.098"	—
2124-E0425 *	.35-.425"	A	.00016"	.35" DIA (included)	4" (included)	2"	.059"	.098"	—
2124-E05 *	.425-.5"	A	.00016"	.5" DIA (included)	4" (included)	2"	.059"	.098"	—
2124-E065 *	.5-.65"	B	.00016"	.65" DIA (included)	6" (included)	2.6"	.020"	.236"	.177"
2124-E08 *	.65-.8"	B	.00016"	.65" DIA (included)	6" (included)	2.6"	.020"	.236"	.177"
2124-E1 *	.8-1"	B	.00016"	1" DIA (included)	6" (included)	3.64"	.020"	.315"	.236"
2124-E112 *	1-1.2"	B	.00016"	1" DIA (included)	6" (included)	3.64"	.020"	.315"	.236"
2124-E16 *	1.2-1.6"	B	.00016"	1.6" DIA (included)	6" (included)	3.88"	.020"	.551"	.472"
2124-E2 *	1.6-2"	B	.00020"	1.6" DIA (included)	6" (included)	3.88"	.020"	.551"	.472"
2124-E25 *	2-2.5"	C	.00020"	2.5" DIA (included)	6" (included)	4.48"	.020"	.689"	.571"
2124-E3 *	2.5-3"	C	.00020"	2.5" DIA (included)	6" (included)	4.48"	.020"	.689"	.571"
2124-E35 *	3-3.5"	C	.00020"	3.5" DIA (included)	6" (included)	4.48"	.020"	.689"	.571"
2124-E4 *	3.5-4"	C	.00020"	3.5" DIA (included)	6" (included)	4.48"	.020"	.689"	.571"
2124-E5 *	4-5"	C	.00024"	(optional)	6" (included)	5.51"	.035"	1.142"	.984"
2124-E6 *	5-6"	C	.00024"	(optional)	6" (included)	5.51"	.035"	1.142"	.984"
2124-E7 *	6-7"	C	.00028"	(optional)	6" (included)	5.51"	.035"	1.142"	.984"
2124-E8 *	7-8"	C	.00028"	(optional)	6" (included)	5.51"	.035"	1.142"	.984"
2124-E9	8-9"	C	.00032"	(optional)	6" (included)	5.51"	.035"	1.142"	.984"
2124-E10	9-10"	C	.00032"	(optional)	6" (included)	5.51"	.035"	1.142"	.984"
2124-E11	10-11"	C	.00036"	(optional)	6" (included)	5.51"	.035"	1.142"	.984"
2124-E12	11-12"	C	.00036"	(optional)	6" (included)	5.51"	.035"	1.142"	.984"



setting ring
.275-4": included
4-12": optional



extension rod
included

Set

Part No.	Range	Probes included	Setting ring (included)	Extension rod (included)
2124-E053 *	.275-.5"	.275-.35", .35-.425", .425-.5"	.275" DIA, .35" DIA, .5" DIA	4"
2124-E082 *	.5-.8"	.5-.65", .65-.8"	.65" DIA	6"
2124-E24 *	.8-2"	.8-1", 1-1.2", 1.2-1.6", 1.6-2"	1" DIA, 1.6" DIA	6"
2124-E44 *	2-4"	2-2.5", 2.5-3", 3-3.5", 3.5-4"	2.5" DIA, 3.5" DIA	6"



2124- E24

* Supplied with manufacturer inspection certificate