

CARBIDE, 2 FLUTE LONG NECK

SEM845 SERIES

MATERIAL		P														
		NON-ALLOYED STEELS ALLOY STEELS CAST IRON					ALLOY STEELS HEAT RESISTANT STEELS					HARDENED STEELS				
HARDNESS		~ HRc35					HRc35 ~ HRc45					HRc45 ~ HRc55				
STRENGTH		~ 1100N/mm ²					1110 ~ 1500N/mm ²					1500 ~ 2000N/mm ²				
DIA.	LBS	RPM	FEED	Vc	fz	Ap(mm)	RPM	FEED	Vc	fz	Ap(mm)	RPM	FEED	Vc	fz	Ap(mm)
0.1	0.3	50000	315	16	0.003	0.009	46200	230	15	0.002	0.007	40600	170	13	0.002	0.005
0.1	0.5	50000	315	16	0.003	0.006	46200	230	15	0.002	0.005	40600	170	13	0.002	0.004
0.1	1	45000	255	14	0.003	0.002	41580	185	13	0.002	0.002	36540	140	11	0.002	0.001
0.2	0.5	38500	380	24	0.005	0.018	36300	270	23	0.004	0.014	32100	200	20	0.003	0.010
0.2	1	38500	380	24	0.005	0.013	36300	270	23	0.004	0.010	32100	200	20	0.003	0.007
0.2	1.5	34650	310	22	0.004	0.007	32670	220	21	0.003	0.006	28890	160	18	0.003	0.004
0.2	2	34650	310	22	0.004	0.005	32670	220	21	0.003	0.004	28890	160	18	0.003	0.003
0.3	1	34200	390	32	0.006	0.019	32300	270	30	0.004	0.015	28500	230	27	0.004	0.011
0.3	1.5	34200	390	32	0.006	0.019	32300	270	30	0.004	0.015	28500	230	27	0.004	0.011
0.3	2	30780	315	29	0.005	0.011	29070	220	27	0.004	0.008	25650	185	24	0.004	0.006
0.3	2.5	30780	315	29	0.005	0.007	29070	220	27	0.004	0.005	25650	185	24	0.004	0.004
0.3	3	30780	315	29	0.005	0.007	29070	220	27	0.004	0.005	25650	185	24	0.004	0.004
0.3	4	27360	250	26	0.005	0.004	25840	175	24	0.003	0.003	22800	145	21	0.003	0.002
0.3	5	20520	165	19	0.004	0.003	19380	115	18	0.003	0.002	17100	95	16	0.003	0.002
0.4	1	27400	540	34	0.010	0.036	25800	380	32	0.007	0.028	22800	280	29	0.006	0.02
0.4	1.5	27400	540	34	0.010	0.025	25800	380	32	0.007	0.020	22800	280	29	0.006	0.014
0.4	2	27400	540	34	0.010	0.025	25800	380	32	0.007	0.020	22800	280	29	0.006	0.014
0.4	2.5	24660	435	31	0.009	0.014	23220	310	29	0.007	0.011	20520	225	26	0.005	0.008
0.4	3	24660	435	31	0.009	0.014	23220	310	29	0.007	0.011	20520	225	26	0.005	0.008
0.4	4	24660	435	31	0.009	0.009	23220	310	29	0.007	0.007	20520	225	26	0.005	0.005
0.4	5	21920	345	28	0.008	0.009	20640	245	26	0.006	0.007	18240	180	23	0.005	0.005
0.4	6	21920	345	28	0.008	0.005	20640	245	26	0.006	0.004	18240	180	23	0.005	0.003
0.4	8	16440	225	21	0.007	0.004	15480	160	19	0.005	0.003	13680	120	17	0.004	0.002
0.4	10	8220	95	10	0.006	0.004	7740	70	10	0.005	0.003	6840	50	9	0.004	0.002
0.5	1	27400	540	43	0.010	0.045	25800	425	41	0.008	0.035	22800	285	36	0.006	0.025
0.5	1.5	27400	540	43	0.010	0.045	25800	425	41	0.008	0.035	22800	285	36	0.006	0.025
0.5	2	27400	540	43	0.010	0.032	25800	425	41	0.008	0.025	22800	285	36	0.006	0.018
0.5	2.5	27400	540	43	0.010	0.032	25800	425	41	0.008	0.025	22800	285	36	0.006	0.018
0.5	3	24660	435	39	0.009	0.018	23220	345	36	0.007	0.014	20520	230	32	0.006	0.010
0.5	4	24660	435	39	0.009	0.018	23220	345	36	0.007	0.014	20520	230	32	0.006	0.010
0.5	5	24660	435	39	0.009	0.011	23220	345	36	0.007	0.009	20520	230	32	0.006	0.006
0.5	6	21920	345	34	0.008	0.011	20640	270	32	0.007	0.009	18240	180	29	0.005	0.006
0.5	8	16440	225	26	0.007	0.007	15480	180	24	0.006	0.005	13680	120	21	0.004	0.004
0.5	10	16440	225	26	0.007	0.005	15480	180	24	0.006	0.004	13680	120	21	0.004	0.003
0.5	12	8220	95	13	0.006	0.005	7740	75	12	0.005	0.004	6840	50	11	0.004	0.003
0.5	14	8220	95	13	0.006	0.005	7740	75	12	0.005	0.004	6840	50	11	0.004	0.003
0.5	16	2740	25	4	0.005	0.005	2580	20	4	0.004	0.004	2280	15	4	0.003	0.003
0.6	2	27400	775	52	0.014	0.038	25800	545	49	0.011	0.029	22800	405	43	0.009	0.021
0.6	3	27400	775	52	0.014	0.038	25800	545	49	0.011	0.029	22800	405	43	0.009	0.021
0.6	4	24660	630	46	0.013	0.022	23220	440	44	0.009	0.017	20520	330	39	0.008	0.012
0.6	5	24660	630	46	0.013	0.014	23220	440	44	0.009	0.011	20520	330	39	0.008	0.008
0.6	6	24660	630	46	0.013	0.014	23220	440	44	0.009	0.011	20520	330	39	0.008	0.008
0.6	8	21920	495	41	0.011	0.008	20640	350	39	0.008	0.006	18240	260	34	0.007	0.005
0.6	10	16440	325	31	0.010	0.005	15480	230	29	0.007	0.004	13680	170	26	0.006	0.003

DIA = Diameter
LBS = Length Below Shank
RPM = rev./min.
FEED = mm/min.
Vc = m/min.
fz = mm/tooth

CBN
END MILLS

i-Xmill
END MILLS

i-SMART
MODULAR
TYPE END MILLS

X5070
END MILLS

4G MILL
END MILLS

X-POWER
END MILLS

JET-POWER
END MILLS

TitaNox
-POWER
END MILLS

V7 PLUS A
END MILLS

V7 MILL INOX
END MILLS

ALU-POWER
HPC
END MILLS

ALU-POWER
END MILLS

D-POWER
GRAPHITE
END MILLS

D-POWER
CFRP
END MILLS

ROUTERS
CFRP

STANDARD
CARBIDE
END MILLS

ONLY ONE
COATED PM60
END MILLS

SINE -POWER
END MILLS

TANK-POWER
END MILLS

STANDARD
COBALT & HSS
END MILLS

TECHNICAL
DATA



CARBIDE, 2 FLUTE LONG NECK

SEM845 SERIES

CBN
END MILLS

i-Xmill
END MILLS

i-SMART
MODULAR
TYPE END MILLS

X5070
END MILLS

**4G MILL
END MILLS**

X-POWER
END MILLS

JET-POWER
END MILLS

TitaNox
-POWER
END MILLS

V7 PLUS A
END MILLS

V7 MILL INOX
END MILLS

ALU-POWER
HPC
END MILLS

ALU-POWER
END MILLS

D-POWER
GRAPHITE
END MILLS

D-POWER
CFRP
END MILLS

ROUTERS
CFRP

STANDARD
CARBIDE
END MILLS

ONLY ONE
COATED PM60
END MILLS

SINE -POWER
END MILLS

TANK-POWER
END MILLS

STANDARD
COBALT & HSS
END MILLS

TECHNICAL
DATA

MATERIAL	P															
	NON-ALLOYED STEELS ALLOY STEELS CAST IRON						ALLOY STEELS HEAT RESISTANT STEELS					HARDENED STEELS				
	~ HRC35 ~ 1100N/mm ²						HRC35 ~ HRC45 1110 ~ 1500N/mm ²					HRC45 ~ HRC55 1500 ~ 2000N/mm ²				
HARDNESS																
STRENGTH																
DIA.	LBS	RPM	FEED	Vc	fz	Ap(mm)	RPM	FEED	Vc	fz	Ap(mm)	RPM	FEED	Vc	fz	Ap(mm)
0.6	12	16440	325	31	0.010	0.005	15480	230	29	0.007	0.004	13680	170	26	0.006	0.003
0.6	14	8220	140	15	0.009	0.005	7740	100	15	0.006	0.004	6840	75	13	0.005	0.003
0.6	16	8220	140	15	0.009	0.005	7740	100	15	0.006	0.004	6840	75	13	0.005	0.003
0.7	2	27400	775	60	0.014	0.063	25800	545	57	0.011	0.049	22800	405	50	0.009	0.035
0.7	4	24660	630	54	0.013	0.025	23220	440	51	0.009	0.020	20520	330	45	0.008	0.014
0.7	6	24660	630	54	0.013	0.016	23220	440	51	0.009	0.012	20520	330	45	0.008	0.009
0.7	8	21920	495	48	0.011	0.016	20640	350	45	0.008	0.012	18240	260	40	0.007	0.009
0.7	10	21920	495	48	0.011	0.009	20640	350	45	0.008	0.007	18240	260	40	0.007	0.005
0.7	12	16440	325	36	0.010	0.006	15480	230	34	0.007	0.005	13680	170	30	0.006	0.004
0.8	2	27400	775	69	0.014	0.072	25800	605	65	0.012	0.056	22800	450	57	0.010	0.040
0.8	3	27400	775	69	0.014	0.050	25800	605	65	0.012	0.039	22800	450	57	0.010	0.028
0.8	4	27400	775	69	0.014	0.050	25800	605	65	0.012	0.039	22800	450	57	0.010	0.028
0.8	5	24660	630	62	0.013	0.029	23220	490	58	0.011	0.022	20520	365	52	0.009	0.016
0.8	6	24660	630	62	0.013	0.029	23220	490	58	0.011	0.022	20520	365	52	0.009	0.016
0.8	8	24660	630	62	0.013	0.018	23220	490	58	0.011	0.014	20520	365	52	0.009	0.010
0.8	10	21920	495	55	0.011	0.018	20640	385	52	0.009	0.014	18240	290	46	0.008	0.010
0.8	12	21920	495	55	0.011	0.011	20640	385	52	0.009	0.008	18240	290	46	0.008	0.006
0.8	14	16440	325	41	0.010	0.007	15480	255	39	0.008	0.006	13680	190	34	0.007	0.004
0.8	16	16440	325	41	0.010	0.007	15480	255	39	0.008	0.006	13680	190	34	0.007	0.004
0.9	6	22140	575	63	0.013	0.032	20970	440	59	0.010	0.025	18450	330	52	0.009	0.018
0.9	8	22140	575	63	0.013	0.020	20970	440	59	0.010	0.016	18450	330	52	0.009	0.011
0.9	10	19680	455	56	0.012	0.020	18640	350	53	0.009	0.016	16400	260	46	0.008	0.011
1.0	2	24600	1045	77	0.021	0.090	23300	890	73	0.019	0.070	20500	665	64	0.016	0.050
1.0	3	24600	1045	77	0.021	0.090	23300	890	73	0.019	0.070	20500	665	64	0.016	0.050
1.0	4	24600	1045	77	0.021	0.063	23300	890	73	0.019	0.049	20500	665	64	0.016	0.035
1.0	5	24600	1045	77	0.021	0.063	23300	890	73	0.019	0.049	20500	665	64	0.016	0.035
1.0	6	22140	845	70	0.019	0.036	20970	720	66	0.017	0.028	18450	540	58	0.015	0.020
1.0	7	22140	845	70	0.019	0.036	20970	720	66	0.017	0.028	18450	540	58	0.015	0.020
1.0	8	22140	845	70	0.019	0.036	20970	720	66	0.017	0.028	18450	540	58	0.015	0.020
1.0	10	22140	845	70	0.019	0.023	20970	720	66	0.017	0.018	18450	540	58	0.015	0.013
1.0	12	19680	670	62	0.017	0.023	18640	570	59	0.015	0.018	16400	425	52	0.013	0.013
1.0	14	19680	670	62	0.017	0.014	18640	570	59	0.015	0.011	16400	425	52	0.013	0.008
1.0	16	14760	440	46	0.015	0.014	13980	375	44	0.013	0.011	12300	280	39	0.011	0.008
1.0	18	14760	440	46	0.015	0.009	13980	375	44	0.013	0.007	12300	280	39	0.011	0.005
1.0	20	14760	440	46	0.015	0.009	13980	375	44	0.013	0.007	12300	280	39	0.011	0.005
1.0	22	7380	190	23	0.013	0.009	6990	160	22	0.011	0.007	6150	120	19	0.010	0.005
1.0	26	7380	190	23	0.013	0.009	6990	160	22	0.011	0.007	6150	120	19	0.010	0.005
1.0	30	7380	190	23	0.013	0.009	6990	160	22	0.011	0.007	6150	120	19	0.010	0.005
1.0	40	2460	50	8	0.010	0.009	2330	45	7	0.010	0.007	2050	35	6	0.009	0.005
1.0	50	2460	50	8	0.010	0.006	2330	45	7	0.010	0.005	2050	35	6	0.009	0.003
1.2	4	21900	930	83	0.021	0.076	20700	720	78	0.017	0.059	18200	485	69	0.013	0.042
1.2	6	21900	930	83	0.021	0.076	20700	720	78	0.017	0.059	18200	485	69	0.013	0.042
1.2	8	19710	755	74	0.019	0.043	18630	585	70	0.016	0.034	16380	395	62	0.012	0.024

DIA. = Diameter RPM = rev./min. Vc = m/min.
LBS = Length Below Shank FEED = mm/min. fz = mm/tooth

CARBIDE, 2 FLUTE LONG NECK

SEM845 SERIES

MATERIAL	P																			
	NON-ALLOYED STEELS ALLOY STEELS CAST IRON						ALLOY STEELS HEAT RESISTANT STEELS					HARDENED STEELS								
	~ HRc35						HRc35 ~ HRc45					HRc45 ~ HRc55								
HARDNESS		~ 1100N/mm ²													1110 ~ 1500N/mm ²		1500 ~ 2000N/mm ²			
STRENGTH		~ 1100N/mm ²													1110 ~ 1500N/mm ²		1500 ~ 2000N/mm ²			
DIA.	LBS	RPM	FEED	Vc	fz	Ap(mm)	RPM	FEED	Vc	fz	Ap(mm)	RPM	FEED	Vc	fz	Ap(mm)				
1.2	10	19710	755	74	0.019	0.027	18630	585	70	0.016	0.021	16380	395	62	0.012	0.015				
1.2	12	19710	755	74	0.019	0.027	18630	585	70	0.016	0.021	16380	395	62	0.012	0.015				
1.2	14	17520	595	66	0.017	0.027	16560	460	62	0.014	0.021	14560	310	55	0.011	0.015				
1.2	16	17520	595	66	0.017	0.016	16560	460	62	0.014	0.013	14560	310	55	0.011	0.009				
1.2	20	13140	390	50	0.015	0.011	12420	300	47	0.012	0.008	10920	205	41	0.009	0.006				
1.2	26	6570	165	25	0.013	0.011	6210	130	23	0.010	0.008	5460	85	21	0.008	0.006				
1.2	30	6570	165	25	0.013	0.011	6210	130	23	0.010	0.008	5460	85	21	0.008	0.006				
1.4	6	19200	815	84	0.021	0.088	18100	570	80	0.016	0.069	16000	425	70	0.013	0.049				
1.4	8	17280	660	76	0.019	0.050	16290	460	72	0.014	0.039	14400	345	63	0.012	0.028				
1.4	10	17280	660	76	0.019	0.050	16290	460	72	0.014	0.039	14400	345	63	0.012	0.028				
1.4	14	17280	660	76	0.019	0.032	16290	460	72	0.014	0.025	14400	345	63	0.012	0.018				
1.4	16	15360	520	68	0.017	0.032	14480	365	64	0.013	0.025	12800	270	56	0.011	0.018				
1.4	20	15360	520	68	0.017	0.019	14480	365	64	0.013	0.015	12800	270	56	0.011	0.011				
1.5	4	19200	905	90	0.024	0.135	18100	635	85	0.018	0.105	16000	475	75	0.015	0.075				
1.5	5	19200	905	90	0.024	0.095	18100	635	85	0.018	0.074	16000	475	75	0.015	0.053				
1.5	6	19200	905	90	0.024	0.095	18100	635	85	0.018	0.074	16000	475	75	0.015	0.053				
1.5	7	19200	905	90	0.024	0.095	18100	635	85	0.018	0.074	16000	475	75	0.015	0.053				
1.5	8	17280	735	81	0.021	0.054	16290	515	77	0.016	0.042	14400	385	68	0.013	0.030				
1.5	10	17280	735	81	0.021	0.054	16290	515	77	0.016	0.042	14400	385	68	0.013	0.030				
1.5	12	17280	735	81	0.021	0.054	16290	515	77	0.016	0.042	14400	385	68	0.013	0.030				
1.5	14	17280	735	81	0.021	0.034	16290	515	77	0.016	0.026	14400	385	68	0.013	0.019				
1.5	16	15360	580	72	0.019	0.034	14480	405	68	0.014	0.026	12800	305	60	0.012	0.019				
1.5	18	15360	580	72	0.019	0.034	14480	405	68	0.014	0.026	12800	305	60	0.012	0.019				
1.5	20	15360	580	72	0.019	0.020	14480	405	68	0.014	0.016	12800	305	60	0.012	0.011				
1.5	22	15360	580	72	0.019	0.020	14480	405	68	0.014	0.016	12800	305	60	0.012	0.011				
1.5	26	11520	380	54	0.016	0.014	10860	265	51	0.012	0.011	9600	200	45	0.010	0.008				
1.5	30	11520	380	54	0.016	0.014	10860	265	51	0.012	0.011	9600	200	45	0.010	0.008				
1.6	8	17800	840	89	0.024	0.101	16800	655	84	0.019	0.078	14800	490	74	0.017	0.056				
1.6	10	16020	680	81	0.021	0.058	15120	530	76	0.018	0.045	13320	395	67	0.015	0.032				
1.6	12	16020	680	81	0.021	0.058	15120	530	76	0.018	0.045	13320	395	67	0.015	0.032				
1.6	16	16020	680	81	0.021	0.036	15120	530	76	0.018	0.028	13320	395	67	0.015	0.020				
1.6	20	14240	540	72	0.019	0.036	13440	420	68	0.016	0.028	11840	315	60	0.013	0.020				
1.8	8	17800	840	101	0.024	0.113	16800	655	95	0.019	0.088	14800	490	84	0.017	0.063				
1.8	10	16020	680	91	0.021	0.065	15120	530	86	0.018	0.050	13320	395	75	0.015	0.036				
1.8	12	16020	680	91	0.021	0.065	15120	530	86	0.018	0.050	13320	395	75	0.015	0.036				
1.8	16	16020	680	91	0.021	0.041	15120	530	86	0.018	0.032	13320	395	75	0.015	0.023				
1.8	20	14240	540	81	0.019	0.041	13440	420	76	0.016	0.032	11840	315	67	0.013	0.023				
2.0	6	14400	820	90	0.028	0.180	13600	620	85	0.023	0.140	12000	475	75	0.020	0.100				
2.0	8	14400	820	90	0.028	0.126	13600	620	85	0.023	0.098	12000	475	75	0.020	0.070				
2.0	10	14400	820	90	0.028	0.126	13600	620	85	0.023	0.098	12000	475	75	0.020	0.070				
2.0	12	12960	665	81	0.026	0.072	12240	500	77	0.020	0.056	10800	385	68	0.018	0.040				
2.0	14	12960	665	81	0.026	0.072	12240	500	77	0.020	0.056	10800	385	68	0.018	0.040				
2.0	16	12960	665	81	0.026	0.072	12240	500	77	0.020	0.056	10800	385	68	0.018	0.040				
2.0	18	12960	665	81	0.026	0.045	12240	500	77	0.020	0.035	10800	385	68	0.018	0.025				

DIA. = Diameter RPM = rev./min. Vc = m/min.
LBS = Length Below Shank FEED = mm/min. fz = mm/tooth

CBN
END MILLS

i-Xmill
END MILLS

i-SMART
MODULAR
TYPE END MILLS

X5070
END MILLS

4G MILL
END MILLS

X-POWER
END MILLS

JET-POWER
END MILLS

TitaNox
-POWER
END MILLS

V7 PLUS A
END MILLS

V7 MILL INOX
END MILLS

ALU-POWER
HPC
END MILLS

ALU-POWER
END MILLS

D-POWER
GRAPHITE
END MILLS

D-POWER
CFRP
END MILLS

ROUTERS
CFRP

STANDARD
CARBIDE
END MILLS

ONLY ONE
COATED PM60
END MILLS

SINE -POWER
END MILLS

TANK-POWER
END MILLS

STANDARD
COBALT & HSS
END MILLS

TECHNICAL
DATA



CARBIDE, 2 FLUTE LONG NECK

SEM845 SERIES

CBN
END MILLS

i-Xmill
END MILLS

i-SMART
MODULAR
TYPE END MILLS

X5070
END MILLS

**4G MILL
END MILLS**

X-POWER
END MILLS

JET-POWER
END MILLS

TitaNox
-POWER
END MILLS

V7 PLUS A
END MILLS

V7 MILL INOX
END MILLS

ALU-POWER
HPC
END MILLS

ALU-POWER
END MILLS

D-POWER
GRAPHITE
END MILLS

D-POWER
CFRP
END MILLS

ROUTERS
CFRP

STANDARD
CARBIDE
END MILLS

ONLY ONE
COATED PM60
END MILLS

SINE -POWER
END MILLS

TANK-POWER
END MILLS

STANDARD
COBALT & HSS
END MILLS

TECHNICAL
DATA

MATERIAL	P															
	NON-ALLOYED STEELS ALLOY STEELS CAST IRON						ALLOY STEELS HEAT RESISTANT STEELS					HARDENED STEELS				
HARDNESS	~ HRc35						HRc35 ~ HRc45					HRc45 ~ HRc55				
STRENGTH	~ 1100N/mm ²						1110 ~ 1500N/mm ²					1500 ~ 2000N/mm ²				
DIA.	LBS	RPM	FEED	Vc	fz	Ap(mm)	RPM	FEED	Vc	fz	Ap(mm)	RPM	FEED	Vc	fz	Ap(mm)
2.0	20	12960	665	81	0.026	0.045	12240	500	77	0.020	0.035	10800	385	68	0.018	0.025
2.0	22	11520	525	72	0.023	0.045	10880	395	68	0.018	0.035	9600	305	60	0.016	0.025
2.0	26	11520	525	72	0.023	0.045	10880	395	68	0.018	0.035	9600	305	60	0.016	0.025
2.0	30	11520	525	72	0.023	0.027	10880	395	68	0.018	0.021	9600	305	60	0.016	0.015
2.0	35	8640	345	54	0.020	0.018	8160	260	51	0.016	0.014	7200	200	45	0.014	0.010
2.0	40	8640	345	54	0.020	0.018	8160	260	51	0.016	0.014	7200	200	45	0.014	0.010
2.0	45	4320	150	27	0.017	0.018	4080	110	26	0.013	0.014	3600	85	23	0.012	0.010
2.0	50	4320	150	27	0.017	0.018	4080	110	26	0.013	0.014	3600	85	23	0.012	0.010
2.0	60	4320	150	27	0.017	0.018	4080	110	26	0.013	0.014	3600	85	23	0.012	0.010
2.5	8	12300	970	97	0.039	0.158	11600	680	91	0.029	0.123	10300	510	81	0.025	0.088
2.5	10	12300	970	97	0.039	0.158	11600	680	91	0.029	0.123	10300	510	81	0.025	0.088
2.5	12	12300	970	97	0.039	0.158	11600	680	91	0.029	0.123	10300	510	81	0.025	0.088
2.5	14	11070	785	87	0.035	0.090	10440	550	82	0.026	0.070	9270	415	73	0.022	0.050
2.5	16	11070	785	87	0.035	0.090	10440	550	82	0.026	0.070	9270	415	73	0.022	0.050
2.5	18	11070	785	87	0.035	0.090	10440	550	82	0.026	0.070	9270	415	73	0.022	0.050
2.5	20	11070	785	87	0.035	0.056	10440	550	82	0.026	0.044	9270	415	73	0.022	0.031
2.5	22	11070	785	87	0.035	0.056	10440	550	82	0.026	0.044	9270	415	73	0.022	0.031
2.5	26	9840	620	77	0.032	0.056	9280	435	73	0.023	0.044	8240	325	65	0.020	0.031
2.5	30	9840	620	77	0.032	0.056	9280	435	73	0.023	0.044	8240	325	65	0.020	0.031
2.5	35	9840	620	77	0.032	0.034	9280	435	73	0.023	0.026	8240	325	65	0.020	0.019
2.5	40	7380	405	58	0.027	0.034	6960	285	55	0.020	0.026	6180	215	49	0.017	0.019
2.5	45	7380	405	58	0.027	0.023	6960	285	55	0.020	0.018	6180	215	49	0.017	0.013
2.5	50	7380	405	58	0.027	0.023	6960	285	55	0.020	0.018	6180	215	49	0.017	0.013
3.0	6	10900	860	103	0.039	0.270	10300	605	97	0.029	0.210	6600	450	62	0.034	0.150
3.0	8	10900	860	103	0.039	0.270	10300	605	97	0.029	0.210	6600	450	62	0.034	0.150
3.0	10	10900	860	103	0.039	0.189	10300	605	97	0.029	0.147	6600	450	62	0.034	0.105
3.0	12	10900	860	103	0.039	0.189	10300	605	97	0.029	0.147	6600	450	62	0.034	0.105
3.0	14	10900	860	103	0.039	0.189	10300	605	97	0.029	0.147	6600	450	62	0.034	0.105
3.0	16	9810	695	92	0.035	0.108	9270	490	87	0.026	0.084	5940	365	56	0.031	0.060
3.0	18	9810	695	92	0.035	0.108	9270	490	87	0.026	0.084	5940	365	56	0.031	0.060
3.0	20	9810	695	92	0.035	0.108	9270	490	87	0.026	0.084	5940	365	56	0.031	0.060
3.0	22	9810	695	92	0.035	0.108	9270	490	87	0.026	0.084	5940	365	56	0.031	0.060
3.0	26	9810	695	92	0.035	0.068	9270	490	87	0.026	0.053	5940	365	56	0.031	0.038
3.0	30	9810	695	92	0.035	0.068	9270	490	87	0.026	0.053	5940	365	56	0.031	0.038
3.0	35	8720	550	82	0.032	0.068	8240	385	78	0.023	0.053	5280	290	50	0.027	0.038
3.0	40	8720	550	82	0.032	0.041	8240	385	78	0.023	0.032	5280	290	50	0.027	0.023
3.0	45	8720	550	82	0.032	0.041	8240	385	78	0.023	0.032	5280	290	50	0.027	0.023
3.0	50	6540	360	62	0.028	0.027	6180	255	58	0.021	0.021	3960	190	37	0.024	0.015
3.0	60	6540	360	62	0.028	0.027	6180	255	58	0.021	0.021	3960	190	37	0.024	0.015
4.0	8	8000	1300	101	0.081	0.360	7600	1160	96	0.076	0.280	6700	770	84	0.057	0.200
4.0	10	8000	1300	101	0.081	0.360	7600	1160	96	0.076	0.280	6700	770	84	0.057	0.200
4.0	12	8000	1300	101	0.081	0.360	7600	1160	96	0.076	0.280	6700	770	84	0.057	0.200
4.0	14	8000	1300	101	0.081	0.252	7600	1160	96	0.076	0.196	6700	770	84	0.057	0.140
4.0	16	8000	1300	101	0.081	0.252	7600	1160	96	0.076	0.196	6700	770	84	0.057	0.140

DIA. = Diameter RPM = rev./min. Vc = m/min.
LBS = Length Below Shank FEED = mm/min. fz = mm/tooth

CARBIDE, 2 FLUTE LONG NECK
SEM845 SERIES

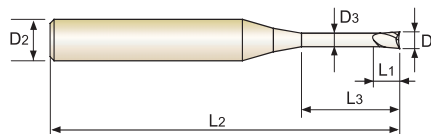
MATERIAL	P															
	NON-ALLOYED STEELS ALLOY STEELS CAST IRON						ALLOY STEELS HEAT RESISTANT STEELS					HARDENED STEELS				
HARDNESS	~ HRC35						HRC35 ~ HRC45					HRC45 ~ HRC55				
STRENGTH	~ 1100N/mm ²						1110 ~ 1500N/mm ²					1500 ~ 2000N/mm ²				
DIA.	LBS	RPM	FEED	Vc	fz	Ap(mm)	RPM	FEED	Vc	fz	Ap(mm)	RPM	FEED	Vc	fz	Ap(mm)
4.0	18	8000	1300	101	0.081	0.252	7600	1160	96	0.076	0.196	6700	770	84	0.057	0.140
4.0	20	8000	1300	101	0.081	0.252	7600	1160	96	0.076	0.196	6700	770	84	0.057	0.140
4.0	22	7200	1055	90	0.073	0.144	6840	940	86	0.069	0.112	6030	625	76	0.052	0.080
4.0	26	7200	1055	90	0.073	0.144	6840	940	86	0.069	0.112	6030	625	76	0.052	0.080
4.0	30	7200	1055	90	0.073	0.144	6840	940	86	0.069	0.112	6030	625	76	0.052	0.080
4.0	35	7200	1055	90	0.073	0.090	6840	940	86	0.069	0.070	6030	625	76	0.052	0.050
4.0	40	7200	1055	90	0.073	0.090	6840	940	86	0.069	0.070	6030	625	76	0.052	0.050
4.0	45	6400	830	80	0.065	0.090	6080	740	76	0.061	0.070	5360	495	67	0.046	0.050
4.0	50	6400	830	80	0.065	0.090	6080	740	76	0.061	0.070	5360	495	67	0.046	0.050
4.0	60	6400	830	80	0.065	0.054	6080	740	76	0.061	0.042	5360	495	67	0.046	0.030
5.0	16	6400	1155	101	0.090	0.315	6100	900	96	0.074	0.245	5400	605	85	0.056	0.175
5.0	20	6400	1155	101	0.090	0.315	6100	900	96	0.074	0.245	5400	605	85	0.056	0.175
5.0	26	5760	935	90	0.081	0.180	5490	730	86	0.066	0.140	4860	490	76	0.050	0.100
5.0	30	5760	935	90	0.081	0.180	5490	730	86	0.066	0.140	4860	490	76	0.050	0.100
5.0	35	5760	935	90	0.081	0.180	5490	730	86	0.066	0.140	4860	490	76	0.050	0.100
5.0	40	5760	935	90	0.081	0.180	5490	730	86	0.066	0.140	4860	490	76	0.050	0.100
5.0	50	5760	935	90	0.081	0.113	5490	730	86	0.066	0.088	4860	490	76	0.050	0.063
5.0	60	5120	740	80	0.072	0.113	4880	575	77	0.059	0.088	4320	385	68	0.045	0.063
6.0	15	5300	1055	100	0.100	0.540	5000	820	94	0.082	0.420	4400	550	83	0.063	0.300
6.0	20	5300	1055	100	0.100	0.378	5000	820	94	0.082	0.294	4400	550	83	0.063	0.210
6.0	30	5300	1055	100	0.100	0.378	5000	820	94	0.082	0.294	4400	550	83	0.063	0.210
6.0	32	4770	855	90	0.090	0.216	4500	665	85	0.074	0.168	3960	445	75	0.056	0.120
8.0	25	4000	950	101	0.119	0.504	3800	750	96	0.099	0.392	3300	500	83	0.076	0.280
8.0	30	4000	950	101	0.119	0.504	3800	750	96	0.099	0.392	3300	500	83	0.076	0.280
8.0	42	3600	770	90	0.107	0.288	3400	605	85	0.089	0.224	2950	405	74	0.069	0.160
10.0	30	3200	900	101	0.141	0.900	3050	680	96	0.111	0.700	2630	400	83	0.076	0.500
10.0	35	3200	900	101	0.141	0.630	3050	680	96	0.111	0.490	2630	400	83	0.076	0.350
10.0	45	3200	900	101	0.141	0.630	3050	680	96	0.111	0.490	2630	400	83	0.076	0.350
12.0	35	2650	800	100	0.151	1.080	2520	600	95	0.119	0.840	2180	350	82	0.080	0.600
12.0	40	2650	800	100	0.151	0.756	2520	600	95	0.119	0.588	2180	350	82	0.080	0.420
12.0	50	2650	800	100	0.151	0.756	2520	600	95	0.119	0.588	2180	350	82	0.080	0.420



DIA. = Diameter
LBS = Length Below Shank
RPM = rev./min.
FEED = mm/min.
Vc = m/min.
fz = mm/tooth

CARBIDE, 2 FLUTE LONG NECK

- ▶ Due to new coating and new tool geometry, outstanding cutting ability and wear resistance.
- ▶ Excellent for cutting prehardened steels, carbon steels, alloy steels of molds and dies, up to HRC55 and machine parts.
- ▶ For 1.0mm and under 1.0mm diameter sizes, designed double neck for increasing tool rigidity and minimizing vibration at working.
- ▶ Available various rib processing due to supplying various effective length and overall length products.



◇ Call for Availability

Unit : mm

EDP No.	Mill Diameter	Shank Diameter	Length of Cut	Length Below Shank	Overall Length	Neck Diameter
	D1	D2	L1	L3	L2	D3
SEM845001003	0.1	4	0.15	0.3	40	0.085
SEM845001005	0.1	4	0.15	0.5	40	0.085
SEM84500101	0.1	4	0.15	1	40	0.085
SEM845002005	0.2	4	0.3	0.5	40	0.17
SEM84500201	0.2	4	0.3	1	40	0.17
SEM845002015	0.2	4	0.3	1.5	40	0.17
SEM84500202	0.2	4	0.3	2	40	0.17
SEM84500301	0.3	4	0.5	1	40	0.27
SEM845003015	0.3	4	0.5	1.5	40	0.27
SEM84500302	0.3	4	0.5	2	40	0.27
SEM845003025	0.3	4	0.5	2.5	40	0.27
SEM84500303	0.3	4	0.5	3	40	0.27
SEM84500304	0.3	4	0.5	4	40	0.27
SEM84500305	0.3	4	0.5	5	40	0.27
SEM84500401	0.4	4	0.6	1	40	0.37
SEM845004015	0.4	4	0.6	1.5	40	0.37
SEM84500402	0.4	4	0.6	2	40	0.37
SEM845004025	0.4	4	0.6	2.5	40	0.37
SEM84500403	0.4	4	0.6	3	40	0.37
SEM84500404	0.4	4	0.6	4	40	0.37
SEM84500405	0.4	4	0.6	5	40	0.37
SEM84500406	0.4	4	0.6	6	40	0.37
SEM84500408	0.4	4	0.6	8	40	0.37
SEM84500410	0.4	4	0.6	10	40	0.37
SEM84500501	0.5	4	0.7	1	45	0.45
SEM845005015	0.5	4	0.7	1.5	45	0.45
SEM84500502	0.5	4	0.7	2	45	0.45
SEM845005025	0.5	4	0.7	2.5	45	0.45
SEM84500503	0.5	4	0.7	3	45	0.45
SEM84500504	0.5	4	0.7	4	45	0.45

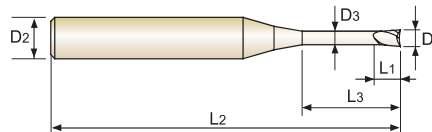
▶ NEXT PAGE

◎ : Excellent ○ : Good

P				H		M	K	N				S		
Carbon Steels	Alloy Steels	Prehardened Steels	Hardened Steels		High Hardened Steels	Stainless Steels	Cast Iron	Copper	Graphite	Aluminum	Acrylic	CFRP	Titanium	High Temperature Alloy
~HB225	HB225~325	HRC30~40	HRC40~45	HRC45~55	HRC55~70									
◎	◎	◎	◎	○		○	○							

CARBIDE, 2 FLUTE LONG NECK

- ▶ Due to new coating and new tool geometry, outstanding cutting ability and wear resistance.
- ▶ Excellent for cutting prehardened steels, carbon steels, alloy steels of molds and dies, up to HRC55 and machine parts.
- ▶ For 1.0mm and under 1.0mm diameter sizes, designed double neck for increasing tool rigidity and minimizing vibration at working.
- ▶ Available various rib processing due to supplying various effective length and overall length products.



P.831~835

◇ Call for Availability

Unit : mm

EDP No.	Mill Diameter	Shank Diameter	Length of Cut	Length Below Shank	Overall Length	Neck Diameter
	D1	D2	L1	L3	L2	D3
SEM84500505	0.5	4	0.7	5	45	0.45
SEM84500506	0.5	4	0.7	6	45	0.45
SEM84500508	0.5	4	0.7	8	45	0.45
SEM84500510	0.5	4	0.7	10	45	0.45
SEM84500512	0.5	4	0.7	12	45	0.45
SEM84500514	0.5	4	0.7	14	45	0.45
SEM84500516	0.5	4	0.7	16	45	0.45
SEM84500602	0.6	4	0.9	2	45	0.55
SEM84500603	0.6	4	0.9	3	45	0.55
SEM84500604	0.6	4	0.9	4	45	0.55
SEM84500605	0.6	4	0.9	5	45	0.55
SEM84500606	0.6	4	0.9	6	45	0.55
SEM84500608	0.6	4	0.9	8	45	0.55
SEM84500610	0.6	4	0.9	10	45	0.55
SEM84500612	0.6	4	0.9	12	45	0.55
SEM84500614	0.6	4	0.9	14	45	0.55
SEM84500616	0.6	4	0.9	16	45	0.55
SEM84500702	0.7	4	1.2	2	45	0.65
SEM84500704	0.7	4	1.2	4	45	0.65
SEM84500706	0.7	4	1.2	6	45	0.65
SEM84500708	0.7	4	1.2	8	45	0.65
SEM84500710	0.7	4	1.2	10	45	0.65
SEM84500712	0.7	4	1.2	12	45	0.65
SEM84500802	0.8	4	1.2	2	45	0.75
SEM84500803	0.8	4	1.2	3	45	0.75
SEM84500804	0.8	4	1.2	4	45	0.75
SEM84500805	0.8	4	1.2	5	45	0.75
SEM84500806	0.8	4	1.2	6	45	0.75
SEM84500808	0.8	4	1.2	8	45	0.75
SEM84500810	0.8	4	1.2	10	45	0.75

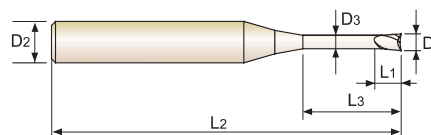
▶ NEXT PAGE

◎ : Excellent ○ : Good

P					H	M	K	N				S		
Carbon Steels	Alloy Steels	Prehardened Steels	Hardened Steels		High Hardened Steels	Stainless Steels	Cast Iron	Copper	Graphite	Aluminum	Acrylic	CFRP	Titanium	High Temperature Alloy
~HB225	HB225~325	HRC30~40	HRC40~45	HRC45~55	HRC55~70									
◎	◎	◎	◎	○		○	○							

CARBIDE, 2 FLUTE LONG NECK

- ▶ Due to new coating and new tool geometry, outstanding cutting ability and wear resistance.
- ▶ Excellent for cutting prehardened steels, carbon steels, alloy steels of molds and dies, up to HRC55 and machine parts.
- ▶ For 1.0mm and under 1.0mm diameter sizes, designed double neck for increasing tool rigidity and minimizing vibration at working.
- ▶ Available various rib processing due to supplying various effective length and overall length products.



MG
2
30°
PLAIN
P.831~835

◇ Call for Availability

Unit : mm

EDP No.	Mill Diameter	Shank Diameter	Length of Cut	Length Below Shank	Overall Length	Neck Diameter
	D1	D2	L1	L3	L2	D3
SEM84500812	0.8	4	1.2	12	45	0.75
SEM84500814	0.8	4	1.2	14	45	0.75
SEM84500816	0.8	4	1.2	16	45	0.75
SEM84500820	0.8	4	1.2	20	45	0.75
SEM84500906	0.9	4	1.3	6	45	0.85
SEM84500908	0.9	4	1.3	8	45	0.85
SEM84500910	0.9	4	1.3	10	45	0.85
SEM84501002	1.0	4	1.5	2	50	0.95
SEM84501003	1.0	4	1.5	3	50	0.95
SEM84501004	1.0	4	1.5	4	50	0.95
SEM84501005	1.0	4	1.5	5	50	0.95
SEM84501006	1.0	4	1.5	6	50	0.95
SEM84501007	1.0	4	1.5	7	50	0.95
SEM84501008	1.0	4	1.5	8	50	0.95
SEM84501010	1.0	4	1.5	10	50	0.95
SEM84501012	1.0	4	1.5	12	50	0.95
SEM84501014	1.0	4	1.5	14	50	0.95
SEM84501016	1.0	4	1.5	16	50	0.95
SEM84501018	1.0	4	1.5	18	50	0.95
SEM84501020	1.0	4	1.5	20	50	0.95
SEM84501022	1.0	4	1.5	22	60	0.95
SEM84501026	1.0	4	1.5	26	60	0.95
SEM84501030	1.0	4	1.5	30	70	0.95
SEM84501040	1.0	4	1.5	40	80	0.95
SEM84501050	1.0	4	1.5	50	100	0.95
SEM84501204	1.2	4	1.8	4	50	1.15
SEM84501206	1.2	4	1.8	6	50	1.15
SEM84501208	1.2	4	1.8	8	50	1.15
SEM84501210	1.2	4	1.8	10	50	1.15
SEM84501212	1.2	4	1.8	12	50	1.15

▶ NEXT PAGE

◎ : Excellent ○ : Good

P				H		M	K	N				S		
Carbon Steels	Alloy Steels	Prehardened Steels	Hardened Steels		High Hardened Steels	Stainless Steels	Cast Iron	Copper	Graphite	Aluminum	Acrylic	CFRP	Titanium	High Temperature Alloy
~HB225	HB225~325	HRC30~40	HRC40~45	HRC45~55	HRC55~70									
◎	◎	◎	◎	○		○	○							



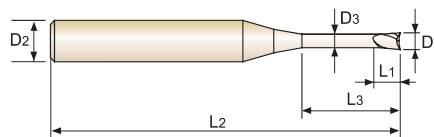
4G MILL END MILLS

SEM845 SERIES

PLAIN SHANK

CARBIDE, 2 FLUTE LONG NECK

- ▶ Due to new coating and new tool geometry, outstanding cutting ability and wear resistance.
- ▶ Excellent for cutting prehardened steels, carbon steels, alloy steels of molds and dies, up to HRC55 and machine parts.
- ▶ For 1.0mm and under 1.0mm diameter sizes, designed double neck for increasing tool rigidity and minimizing vibration at working.
- ▶ Available various rib processing due to supplying various effective length and overall length products.



P.831~835

◇ Call for Availability

Unit : mm

EDP No.	Mill Diameter	Shank Diameter	Length of Cut	Length Below Shank	Overall Length	Neck Diameter
	D1	D2	L1	L3	L2	D3
SEM84501214	1.2	4	1.8	14	50	1.15
SEM84501216	1.2	4	1.8	16	50	1.15
SEM84501220	1.2	4	1.8	20	50	1.15
SEM84501226	1.2	4	1.8	26	60	1.15
SEM84501230	1.2	4	1.8	30	70	1.15
SEM84501406	1.4	4	2.1	6	50	1.35
SEM84501408	1.4	4	2.1	8	50	1.35
SEM84501410	1.4	4	2.1	10	50	1.35
SEM84501414	1.4	4	2.1	14	50	1.35
SEM84501416	1.4	4	2.1	16	50	1.35
SEM84501420	1.4	4	2.1	20	50	1.35
SEM84501504	1.5	4	2.3	4	50	1.45
SEM84501505	1.5	4	2.3	5	50	1.45
SEM84501506	1.5	4	2.3	6	50	1.45
SEM84501507	1.5	4	2.3	7	50	1.45
SEM84501508	1.5	4	2.3	8	50	1.45
SEM84501510	1.5	4	2.3	10	50	1.45
SEM84501512	1.5	4	2.3	12	50	1.45
SEM84501514	1.5	4	2.3	14	50	1.45
SEM84501516	1.5	4	2.3	16	50	1.45
SEM84501518	1.5	4	2.3	18	50	1.45
SEM84501520	1.5	4	2.3	20	50	1.45
SEM84501522	1.5	4	2.3	22	60	1.45
SEM84501526	1.5	4	2.3	26	60	1.45
SEM84501530	1.5	4	2.3	30	70	1.45
SEM84501608	1.6	4	2.3	8	50	1.55
SEM84501610	1.6	4	2.3	10	50	1.55
SEM84501612	1.6	4	2.3	12	50	1.55
SEM84501616	1.6	4	2.3	16	50	1.55
SEM84501620	1.6	4	2.3	20	50	1.55

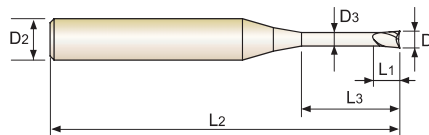
▶ NEXT PAGE

◎ : Excellent ○ : Good

P					H	M	K	N					S	
Carbon Steels	Alloy Steels	Prehardened Steels	Hardened Steels		High Hardened Steels	Stainless Steels	Cast Iron	Copper	Graphite	Aluminum	Acrylic	CFRP	Titanium	High Temperature Alloy
~HB225	HB225~325	HRC30~40	HRC40~45	HRC45~55	HRC55~70									
◎	◎	◎	◎	○		○	○							

CARBIDE, 2 FLUTE LONG NECK

- ▶ Due to new coating and new tool geometry, outstanding cutting ability and wear resistance.
- ▶ Excellent for cutting prehardened steels, carbon steels, alloy steels of molds and dies, up to HRc55 and machine parts.
- ▶ For 1.0mm and under 1.0mm diameter sizes, designed double neck for increasing tool rigidity and minimizing vibration at working.
- ▶ Available various rib processing due to supplying various effective length and overall length products.



MG 2 30° PLAIN P.831~835

◇ Call for Availability

Unit : mm

EDP No.	Mill Diameter	Shank Diameter	Length of Cut	Length Below Shank	Overall Length	Neck Diameter
	D1	D2	L1	L3	L2	D3
SEM84501808	1.8	4	2.7	8	50	1.75
SEM84501810	1.8	4	2.7	10	50	1.75
SEM84501812	1.8	4	2.7	12	50	1.75
SEM84501816	1.8	4	2.7	16	50	1.75
SEM84501820	1.8	4	2.7	20	50	1.75
SEM84502006	2.0	4	3	6	50	1.95
SEM84502008	2.0	4	3	8	50	1.95
SEM84502010	2.0	4	3	10	50	1.95
SEM84502012	2.0	4	3	12	50	1.95
SEM84502014	2.0	4	3	14	50	1.95
SEM84502016	2.0	4	3	16	50	1.95
SEM84502018	2.0	4	3	18	50	1.95
SEM84502020	2.0	4	3	20	50	1.95
SEM84502022	2.0	4	3	22	60	1.95
SEM84502026	2.0	4	3	26	60	1.95
SEM84502030	2.0	4	3	30	70	1.95
SEM84502035	2.0	4	3	35	70	1.95
SEM84502040	2.0	4	3	40	80	1.95
SEM84502045	2.0	4	3	45	90	1.95
SEM84502050	2.0	4	3	50	100	1.95
SEM84502060	2.0	4	3	60	110	1.95
SEM84502508	2.5	4	4	8	50	2.40
SEM84502510	2.5	4	4	10	50	2.40
SEM84502512	2.5	4	4	12	50	2.40
SEM84502514	2.5	4	4	14	50	2.40
SEM84502516	2.5	4	4	16	50	2.40
SEM84502518	2.5	4	4	18	50	2.40
SEM84502520	2.5	4	4	20	50	2.40
SEM84502522	2.5	4	4	22	60	2.40
SEM84502526	2.5	4	4	26	60	2.40

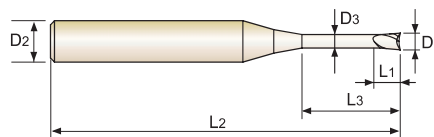
▶ NEXT PAGE

◎ : Excellent ○ : Good

P				H		M	K	N				S		
Carbon Steels	Alloy Steels	Prehardened Steels	Hardened Steels		High Hardened Steels	Stainless Steels	Cast Iron	Copper	Graphite	Aluminum	Acrylic	CFRP	Titanium	High Temperature Alloy
~HB225	HB225~325	HRc30~40	HRc40~45	HRc45~55	HRc55~70									
◎	◎	◎	◎	○		○	○							

CARBIDE, 2 FLUTE LONG NECK

- ▶ Due to new coating and new tool geometry, outstanding cutting ability and wear resistance.
- ▶ Excellent for cutting prehardened steels, carbon steels, alloy steels of molds and dies, up to HRC55 and machine parts.
- ▶ For 1.0mm and under 1.0mm diameter sizes, designed double neck for increasing tool rigidity and minimizing vibration at working.
- ▶ Available various rib processing due to supplying various effective length and overall length products.



P.831~835

◇ Call for Availability

Unit : mm

EDP No.	Mill Diameter	Shank Diameter	Length of Cut	Length Below Shank	Overall Length	Neck Diameter
	D1	D2	L1	L3	L2	D3
SEM84502530	2.5	4	4	30	70	2.40
SEM84502535	2.5	4	4	35	70	2.40
SEM84502540	2.5	4	4	40	80	2.40
SEM84502545	2.5	4	4	45	90	2.40
SEM84502550	2.5	4	4	50	100	2.40
SEM84503006	3.0	6	4.5	6	50	2.85
SEM84503008	3.0	6	4.5	8	50	2.85
SEM84503010	3.0	6	4.5	10	50	2.85
SEM84503012	3.0	6	4.5	12	50	2.85
SEM84503014	3.0	6	4.5	14	60	2.85
SEM84503016	3.0	6	4.5	16	60	2.85
SEM84503018	3.0	6	4.5	18	60	2.85
SEM84503020	3.0	6	4.5	20	60	2.85
SEM84503022	3.0	6	4.5	22	65	2.85
SEM84503026	3.0	6	4.5	26	65	2.85
SEM84503030	3.0	6	4.5	30	70	2.85
SEM84503035	3.0	6	4.5	35	70	2.85
SEM84503040	3.0	6	4.5	40	80	2.85
SEM84503045	3.0	6	4.5	45	90	2.85
SEM84503050	3.0	6	4.5	50	100	2.85
SEM84503060	3.0	6	4.5	60	100	2.85
SEM84504008	4.0	6	6	8	50	3.85
SEM84504010	4.0	6	6	10	50	3.85
SEM84504012	4.0	6	6	12	50	3.85
SEM84504014	4.0	6	6	14	60	3.85
SEM84504016	4.0	6	6	16	60	3.85
SEM84504018	4.0	6	6	18	60	3.85
SEM84504020	4.0	6	6	20	60	3.85
SEM84504022	4.0	6	6	22	65	3.85
SEM84504026	4.0	6	6	26	65	3.85

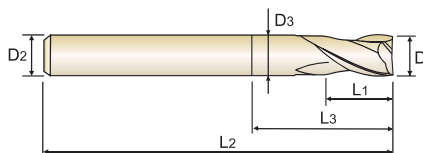
▶ NEXT PAGE

◎ : Excellent ○ : Good

P					H	M	K	N					S	
Carbon Steels	Alloy Steels	Prehardened Steels	Hardened Steels		High Hardened Steels	Stainless Steels	Cast Iron	Copper	Graphite	Aluminum	Acrylic	CFRP	Titanium	High Temperature Alloy
~HB225	HB225~325	HRC30~40	HRC40~45	HRC45~55	HRC55~70									
◎	◎	◎	◎	○		○	○							

CARBIDE, 2 FLUTE LONG NECK

- ▶ Due to new coating and new tool geometry, outstanding cutting ability and wear resistance.
- ▶ Excellent for cutting prehardened steels, carbon steels, alloy steels of molds and dies, up to HRC55 and machine parts.
- ▶ For 1.0mm and under 1.0mm diameter sizes, designed double neck for increasing tool rigidity and minimizing vibration at working.
- ▶ Available various rib processing due to supplying various effective length and overall length products.



◇ Call for Availability

Unit : mm

EDP No.	Mill Diameter	Shank Diameter	Length of Cut	Length Below Shank	Overall Length	Neck Diameter
	D1	D2	L1	L3	L2	D3
SEM84504030	4.0	6	6	30	70	3.85
SEM84504035	4.0	6	6	35	70	3.85
SEM84504040	4.0	6	6	40	80	3.85
SEM84504045	4.0	6	6	45	90	3.85
SEM84504050	4.0	6	6	50	100	3.85
SEM84504060	4.0	6	6	60	100	3.85
SEM84505016	5.0	6	8	16	60	4.85
SEM84505020	5.0	6	8	20	60	4.85
SEM84505026	5.0	6	8	26	65	4.85
SEM84505030	5.0	6	8	30	70	4.85
SEM84505035	5.0	6	8	35	75	4.85
SEM84505040	5.0	6	8	40	80	4.85
SEM84505050	5.0	6	8	50	90	4.85
SEM84505060	5.0	6	8	60	100	4.85
SEM84506015	6.0	6	9	15	60	5.85
SEM84506020	6.0	6	9	20	60	5.85
SEM84506030	6.0	6	9	30	70	5.85
SEM84506032	6.0	6	9	32	90	5.85
SEM84508025	8.0	8	12	25	70	7.70
SEM84508030	8.0	8	12	30	80	7.70
SEM84508042	8.0	8	12	42	100	7.70
SEM84510030	10.0	10	15	30	75	9.70
SEM84510035	10.0	10	15	35	80	9.70
SEM84510045	10.0	10	15	45	100	9.70
SEM84512035	12.0	12	20	35	80	11.70
SEM84512040	12.0	12	20	40	90	11.70
SEM84512050	12.0	12	20	50	110	11.70

Size	Mill Dia. Tolerance (mm)	Shank Dia. Tolerance
up to Ø6	0~-0.012	h6
over Ø6	0~-0.015	

◎ : Excellent ○ : Good

P				H		M	K	N				S		
Carbon Steels	Alloy Steels	Prehardened Steels	Hardened Steels		High Hardened Steels	Stainless Steels	Cast Iron	Copper	Graphite	Aluminum	Acrylic	CFRP	Titanium	High Temperature Alloy
~HB225	HB225~325	HRC30~40	HRC40~45	HRC45~55	HRC55~70									
◎	◎	◎	◎	○		○	○							