SELECTION GUIDE

YG THREADING TOOLS

HSS-PM
YG TAP
Ti Ni

- For Heat Resistent Super Alloys and Titanium Alloys

Please visit globalyg1.com/mat for material search

◎ : Excellent ○ : Good

HOLE TYPE		Max. 2.5xD Blind Hole			Max. 3.0xD Through Hole			
TOOL MATERIAL		HSS-PM						
CHAMFER LEAD		2P-3P			4P-5P			
FLUTE TYPE		Spiral Flute			Spiral Point			
SPIRAL FLUTE ANGLE		R15			-			
SERIES	M							
	M/MF							
	UNC							
	UNC/UNF	B3 (p.B203)	B5 (p.B203)	D6 (p.B203)	I3 (p.B205)	M8 (p.B205)	I5 (p.B205)	J6 (p.B205)
	UNC/UNF/UNS							
	UNC/UN8							
	NPT							
	NPTF							
	NPS/NPSF							
SURFACE TREATMENT / COATING		Steam Oxide	TiCN	Hardslick	Steam Oxide	Bright	TiCN	Hardslick
MODEL								

ISO	VDI 3323	Material Description	Composition / Structure / Heat Treatment		HB	HRc							
P	1	Non-alloy steel	About 0.15% C	Annealed	125								
	2		About 0.45% C	Annealed	190	13							
	3		About 0.45% C	Quenched & Tempered	250	25							
	4		About 0.75% C	Annealed	270	28							
	5		About 0.75% C	Quenched & Tempered	300	32							
	6	Low alloy steel		Annealed	180	10							
	7			Quenched & Tempered	275	29							
	8			Quenched & Tempered	300	32	○ 6-30	○ 10-35	○ 10-35	○ 6-30	○ 6-30	○ 10-35	○ 10-35
	9			Quenched & Tempered	350	38	○ 6-30	○ 10-35	○ 10-35	○ 6-30	○ 6-30	○ 10-35	○ 10-35
	10	High alloyed steel, and tool steel		Annealed	200	15							
	11			Quenched & Tempered	325	35							
M	12	Stainless steel	Ferritic / Martensitic	Annealed	200	15							
	13		Martensitic	Quenched & Tempered	240	23							
	14		Austenitic		180	10							
K	15	Grey cast iron	Pearlitic / ferritic		180	10							
	16		Pearlitic (Martensitic)		260	26							
	17	Nodular cast iron	Ferritic		160	3							
	18		Pearlitic		250	25							
	19	Malleable cast iron	Ferritic		130								
	20		Pearlitic		230	21							
N	21	Aluminum-wrought alloy	Not Curable		60								
	22		Curable	Hardened	100								
	23	Aluminum-cast, alloyed	≤ 12% Si, Not Curable		75								
	24		≤ 12% Si, Curable	Hardened	90								
	25		> 12% Si, Not Curable		130								
	26	Copper and Copper Alloys (Bronze / Brass)	Cutting Alloys, PB>1%		110								
	27		CuZn, CuSnZn (Brass)		90								
	28		CuSn, lead-free copper and electrolytic copper		100								
	29	Non Metallic Materials	Duroplastic, Fiber Reinforced Plastic										
	30		Rubber, Wood, etc.										
S	31	Heat Resistant Super Alloys	Fe Based	Annealed	200	15	◎ 10-15	◎ 10-15	◎ 10-15	◎ 10-15	◎ 10-15	◎ 10-15	◎ 10-15
	32			Cured	280	30	◎ 10-15	◎ 10-15	◎ 10-15	◎ 10-15	◎ 10-15	◎ 10-15	◎ 10-15
	33		Ni or Co Based	Annealed	250	25	◎ 10-15	◎ 10-15	◎ 10-15	◎ 10-15	◎ 10-15	◎ 10-15	◎ 10-15
	34			Cured	350	38	○ 10-15	○ 10-15	○ 10-15	○ 10-15	○ 10-15	○ 10-15	○ 10-15
	35			Cast	320	34	○ 10-15	○ 10-15	○ 10-15	○ 10-15	○ 10-15	○ 10-15	○ 10-15
	36	Titanium Alloys	Pure Titanium		400 Rm		◎ 3-15	◎ 3-15	◎ 3-15	◎ 3-15	◎ 3-15	◎ 3-15	◎ 3-15
	37		Alpha + Beta Alloys	Hardened	1050 Rm		○ 3-15	○ 3-15	○ 3-15	○ 3-15	○ 3-15	○ 3-15	○ 3-15
H	38	Hardened steel		Hardened	550	55							
	39			Hardened	630	60							
	40	Chilled Cast Iron		Cast	400	42				○ 3-15	○ 3-15	○ 3-15	○ 3-15
	41	Hardened Cast Iron		Hardened	550	55							

YG TAP Ti Ni

B3/B5/D6 SERIES

Spiral Flute Tap Modified Bottoming Style for Titanium Alloys & Nickel Base Alloys up to HRc38 ~ HRc45

ANSI



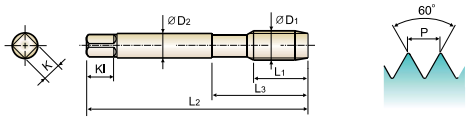

Material groups: Ti Ni

HSS PM | UNC UNF | USCTI 302A | 2P~3P | Steam Oxide | TiCN | Hardslick | R15 | p.B202

Thread Depth / Hole Type: 2.5×D

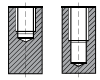

Unit : Inch

Size D1	T.P.I	EDP No. Steam Oxide	EDP No. TiCN	EDP No. Hardslick	Limit	Overall Length L2	Thread Length L1	Neck Length L3	Shank Diameter D2	Square Size K	Square Length Kl	No. of Flute
#2 - 56UNC		B3082	B5082	D6082	H2	1.752	.157	.433	.141	.110	.190	3
#4 - 40UNC		B3162	B5162	D6162	H2	1.874	.236	.563	.141	.110	.190	3
#5 - 40UNC		B3202	B5202	D6202	H2	1.937	.236	.626	.141	.110	.190	3
#6 - 32UNC		B3243	B5243	D6243	H3	2.000	.276	.689	.141	.110	.190	3
#8 - 32UNC		B3283	B5283	D6283	H3	2.126	.276	.752	.168	.131	.250	3
#10 - 24UNC		B3323	B5323	D6323	H3	2.374	.354	.906	.194	.152	.250	3
#10 - 32UNF		B3343	B5343	D6343	H3	2.374	.276	.906	.194	.152	.250	3
1/4 - 20UNC		B3403	B5403	D6403	H3	2.500	.433	1.000	.255	.191	.310	3
1/4 - 20UNC		B3405	B5405	D6405	H5	2.500	.433	1.000	.255	.191	.310	3
1/4 - 28UNF		B3423	B5423	D6423	H3	2.500	.354	1.000	.255	.191	.310	3
1/4 - 28UNF		B3424	B5424	D6424	H4	2.500	.354	1.000	.255	.191	.310	3
5/16 - 18UNC		B3443	B5443	D6443	H3	2.720	.472	1.126	.318	.238	.380	3
5/16 - 18UNC		B3445	B5445	D6445	H5	2.720	.472	1.126	.318	.238	.380	3
5/16 - 24UNF		B3463	B5463	D6463	H3	2.720	.394	1.126	.318	.238	.380	3
3/8 - 16UNC		B3483	B5483	D6483	H3	2.937	.551	1.252	.381	.286	.440	3
3/8 - 16UNC		B3485	B5485	D6485	H5	2.937	.551	1.252	.381	.286	.440	3
3/8 - 24UNF		B3503	B5503	D6503	H3	2.937	.394	1.252	.381	.286	.440	3
3/8 - 24UNF		B3504	B5504	D6504	H4	2.937	.394	1.252	.381	.286	.440	3
7/16 - 14UNC		B3523	B5523	D6523	H3	3.157	.591	1.850	.323	.242	.410	3
7/16 - 14UNC		B3525	B5525	D6525	H5	3.157	.591	1.850	.323	.242	.410	3
7/16 - 20UNF		B3543	B5543	D6543	H3	3.157	.472	1.850	.323	.242	.410	3
7/16 - 20UNF		B3545	B5545	D6545	H5	3.157	.472	1.850	.323	.242	.410	3
1/2 - 13UNC		B3563	B5563	D6563	H3	3.374	.630	2.067	.367	.275	.440	3
1/2 - 13UNC		B3565	B5565	D6565	H5	3.374	.630	2.067	.367	.275	.440	3
1/2 - 20UNF		B3583	B5583	D6583	H3	3.374	.472	2.067	.367	.275	.440	3
1/2 - 20UNF		B3585	B5585	D6585	H5	3.374	.472	2.067	.367	.275	.440	3

▶ TiN Coated Available: H9 Series
▶ NEXT PAGE

◎ : Excellent ○ : Good

ISO	P										M					K					
Material Description	Non-alloy steel					Low alloy steel				High alloyed steel, and tool steel	Stainless steel					Grey cast iron		Nodular cast iron		Malleable cast iron	
VDI 3323	1	2	3	4	5	6	7	8	9	10	11	12	13	14	15	16	17	18	19	20	
HRc		13	25	28	32	10	29	32	38	15	35	15	23	10	10	26	3	25		21	
HB	125	190	250	270	300	180	275	300	350	200	325	200	240	180	180	260	160	250	130	230	
Recommended								○	○												

ISO	N										S							H		
Material Description	Aluminum-wrought alloy		Aluminum-cast, alloyed			Copper and Copper Alloys (Bronze / Brass)			Non Metallic Materials		Heat Resistant Super Alloys					Titanium Alloys		Hardened steel	Chilled Cast Iron	Hardened Cast Iron
VDI 3323	21	22	23	24	25	26	27	28	29	30	31	32	33	34	35	36	37	38	39	40	41
HRc											15	30	25	38	34			55	60	42	55
HB	60	100	75	90	130	110	90	100			200	280	250	350	320	400 Rm	1050 Rm	550	630	400	550
Recommended											◎	◎	◎	○	○	◎	○				

YG TAP Ti Ni

B3/B5/D6 SERIES

Spiral Flute Tap Modified Bottoming Style for Titanium Alloys & Nickel Base Alloys up to HRc38 ~ HRc45

ANSI



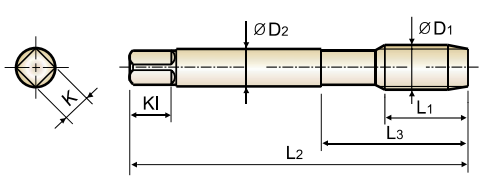

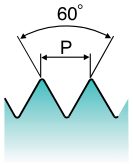

Material groups: Ti Ni

HSS PM | UNC UNF | USCTI 302A | 2P~3P | Steam Oxide | TiCN | Hardslick | R15

p.B202

Thread Depth / Hole Type

2.5×D

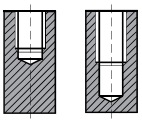

Unit : Inch

Size D1	T.P.I	EDP No. Steam Oxide	EDP No. TiCN	EDP No. Hardslick	Limit	Overall Length L2	Thread Length L1	Neck Length L3	Shank Diameter D2	Square Size K	Square Length KI	No. of Flute
9/16 -	12UNC	**B3603**	**B5603**	**D6603**	H3	3.594	.709	2.067	.429	.322	.500	3
9/16 -	12UNC	**B3605**	**B5605**	**D6605**	H5	3.594	.709	2.067	.429	.322	.500	3
9/16 -	18UNF	**B3623**	**B5623**	**D6623**	H3	3.594	.512	2.067	.429	.322	.500	3
9/16 -	18UNF	**B3625**	**B5625**	**D6625**	H5	3.594	.512	2.067	.429	.322	.500	3
5/8 -	11UNC	**B3643**	**B5643**	**D6643**	H3	3.811	.748	2.205	.480	.360	.560	4
5/8 -	11UNC	**B3645**	**B5645**	**D6645**	H5	3.811	.748	2.205	.480	.360	.560	4
5/8 -	18UNF	**B3663**	**B5663**	**D6663**	H3	3.811	.512	2.205	.480	.360	.560	4
5/8 -	18UNF	**B3665**	**B5665**	**D6665**	H5	3.811	.512	2.205	.480	.360	.560	4
3/4 -	10UNC	**B3703**	**B5703**	**D6703**	H3	4.252	.827	2.480	.590	.442	.690	4
3/4 -	10UNC	**B3705**	**B5705**	**D6705**	H5	4.252	.827	2.480	.590	.442	.690	4
3/4 -	16UNF	**B3723**	**B5723**	**D6723**	H3	4.252	.591	2.480	.590	.442	.690	4
3/4 -	16UNF	**B3725**	**B5725**	**D6725**	H5	4.252	.591	2.480	.590	.442	.690	4

▶TiN Coated Available: H9 Series

◎ : Excellent ○ : Good

ISO	P											M			K					
Material Description	Non-alloy steel					Low alloy steel				High alloyed steel, and tool steel		Stainless steel			Grey cast iron		Nodular cast iron		Malleable cast iron	
VDI 3323	1	2	3	4	5	6	7	8	9	10	11	12	13	14	15	16	17	18	19	20
HRc		13	25	28	32	10	29	32	38	15	35	15	23	10	10	26	3	25		21
HB	125	190	250	270	300	180	275	300	350	200	325	200	240	180	180	260	160	250	130	230
Recommended								○	○											

ISO	N										S							H			
Material Description	Aluminum-wrought alloy		Aluminum-cast, alloyed			Copper and Copper Alloys (Bronze / Brass)			Non Metallic Materials		Heat Resistant Super Alloys					Titanium Alloys		Hardened steel		Chilled Cast Iron	Hardened Cast Iron
VDI 3323	21	22	23	24	25	26	27	28	29	30	31	32	33	34	35	36	37	38	39	40	41
HRc											15	30	25	38	34			55	60	42	55
HB	60	100	75	90	130	110	90	100			200	280	250	350	320	400Rm	1050Rm	550	630	400	550
Recommended											◎	◎	◎	○	○	◎	○				

MODI TAP BLANK DIMENSION

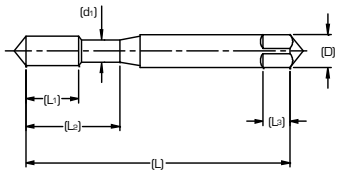

Blank Design (1)

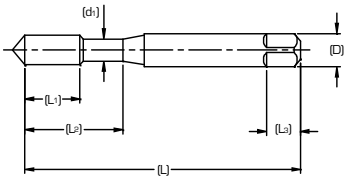

Blank Design (2)

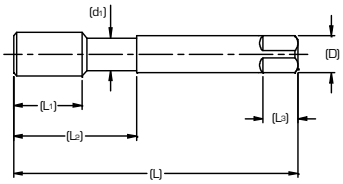

Blank Design (3)

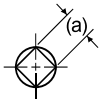

Unified Tap Blank

Nominal Size	Overall Length	Thread Length		Length to neck		Shank Diameter	Neck Diameter	Square Length	Square Size	Blank Design No.
		SF	SP	SF	SP					
	(L)	(L_1)		(L_2)		(D)	(d_1)	(L_3)	(a)	
#2	1.75	.157	.256	.433		.141	.061	.19	.110	1
#3	1.81	.197	.295	.492		.141	.069	.19	.110	1
#4	1.88	.236	.335	.563		.141	.077	.19	.110	1
#5	1.94	.236	.374	.626		.141	.090	.19	.110	1
#6	2.00	.276	.413	.689		.141	.094	.19	.110	1
#8	2.13	.276	.453	.752		.168	.120	.25	.131	1
#10-24	2.38	.354	.531	.906		.194	.131	.25	.152	1
#10-32		.276					.146			1
#12-24	2.38	.354	.571	.906		.220	.157	.28	.165	1
#12-28		.276					.166			1
1/4-20	2.50	.433	.591	1.000		.255	.180	.31	.191	2
1/4-28		.354					.200			2
5/16-18	2.72	.472	.669	1.126		.318	.234	.38	.238	2
5/16-24		.394					.254			2
3/8-16	2.94	.551	.748	1.252		.381	.287	.44	.286	2
3/8-24		.394					.316			2
7/16-14	3.16	.591	.866	1.850	1.437	.323	.311	.41	.242	3
7/16-20		.472								3
1/2-13	3.38	.630	.984	2.067	1.657	.367	.354	.44	.275	3
1/2-20		.472								3
9/16-12	3.59	.709	.984	2.067	1.657	.429	.417	.50	.322	3
9/16-18		.512								3
5/8-11	3.81	.748	1.083	2.205	1.811	.480	.469	.56	.360	3
5/8-18		.512								3
3/4-10	4.25	.827	1.201	2.480	2.000	.590	.577	.69	.442	3
3/4-10		.591								3
7/8-9	4.69	.827	1.339	2.815	2.220	.697	.685	.75	.523	3
7/8-14		.709								3
1-8	5.13	.984	1.496	3.091	2.500	.800	.787	.81	.600	3
1-12		.709								3
1-1/8-7	5.44	1.024	1.535	3.15	2.563	.896	.878	.88	.672	3
1-1/8-12		.787								3
1-1/4-7	5.75	1.024	1.535	3.15	2.563	1.021	1.002	1.00	.766	3
1-1/4-12		.787								3
1-3/8-6	6.06	1.181	1.791	3.583	3.000	1.108	1.089	1.06	.831	3
1-3/8-12		.866								3
1-1/2-6	6.38	1.181	1.791	3.583	3.000	1.233	1.213	1.13	.925	3
1-1/2-12		.866								3

***SF** : Spiral Fluted Taps
***SP** : Spiral Pointed Taps

TECHNICAL DATA

TAP RECOMMENDATIONS FOR CLASSES OF THREAD - INCH

Internal Screw Thread Classes and Tap Recommendations

Size	Threads per Inch		Recommended Tap for Class of Thread				Pitch Diameter Limits for Class of Thread				
			Unified Class of Thread		American National Class of Thread		Min. All Class (Basic)	Unified Class of Thread		American National Class of Thread	
	UNC	UNF	Class 2	Class 3	Class 2B	Class 3B		Max. Class 2	Max. Class 3	Max. Class 2B	Max. Class 3B
#0	–	80	GH1	GH1	GH2	GH1	.0519	.0536	.0532	.0542	.0536
#1	64	–	GH1	GH1	GH2	GH1	.0629	.0648	.0643	.0655	.0648
#1	–	72	GH1	GH1	GH2	GH1	.0640	.0658	.0653	.0665	.0659
#2	56	–	GH1	GH1	GH2	GH1	.0744	.0764	.0759	.0772	.0765
#2	–	64	GH1	GH1	GH2	GH1	.0759	.0778	.0773	.0786	.0779
#3	48	–	GH1	GH1	GH2	GH1	.0855	.0877	.0871	.0885	.0877
#3	–	56	GH1	GH1	GH2	GH1	.0874	.0894	.8890	.0902	.0895
#4	40	–	GH2	GH1	GH2	GH2	.0958	.0982	.0975	.0991	.0982
#4	–	48	GH1	GH1	GH2	GH1	.0985	.1007	.1001	.1016	.1008
#5	40	–	GH2	GH1	GH2	GH2	.1088	.1112	.1105	.1121	.1113
#5	–	44	GH1	GH1	GH2	GH1	.1102	.1125	.1118	.1134	.1126
#6	32	–	GH2	GH1	GH3	GH2	.1177	.1204	.1196	.1214	.1204
#6	–	40	GH2	GH1	GH2	GH2	.1218	.1242	.1235	.1252	.1243
#8	32	–	GH2	GH1	GH3	GH2	.1437	.1464	.1456	.1475	.1465
#8	–	36	GH2	GH1	GH2	GH2	.1460	.1485	.1478	.1496	.1487
#10	24	–	GH3	GH1	GH3	GH3	.1629	.1662	.1653	.1672	.1661
#10	–	32	GH2	GH1	GH3	GH2	.1697	.1724	.1716	.1736	.1726
#12	24	–	GH3	GH1	GH3	GH3	.1889	.1922	.1913	.1933	.1922
#12	–	28	GH3	GH1	GH3	GH3	.1928	.1959	.1950	.1970	.1959
1/4	20	–	GH3	GH2	GH5	GH3	.2175	.2211	.2201	.2223	.2211
1/4	–	28	GH3	GH1	GH4	GH3	.2268	.2299	.2290	.2311	.2300
5/16	18	–	GH3	GH2	GH5	GH3	.2764	.2805	.2794	.2817	.2803
5/16	—	24	GH3	GH1	GH4	GH3	.2854	.2887	.2878	.2902	.2890
3/8	16	–	GH3	GH2	GH5	GH3	.3344	.3389	.3376	.3401	.3387
3/8	–	24	GH3	GH1	GH4	GH3	.3479	.3512	.3503	.3528	.3516
7/16	14	–	GH5	GH3	GH5	GH3	.3911	.3960	.3947	.3972	.3957
7/16	–	20	GH3	GH1	GH5	GH3	.4050	.4086	.4076	.4104	.4091
1/2	13	–	GH5	GH3	GH5	GH3	.4500	.4552	.4537	.4565	.4548
1/2	–	20	GH3	GH1	GH5	GH3	.4675	.4711	.4701	.4731	.4717
9/16	12	–	GH5	GH3	GH5	GH3	.5084	.5140	.5124	.5152	.5135
9/16	–	18	GH3	GH2	GH5	GH3	.5264	.5305	.5294	.5323	.5308
5/8	11	–	GH5	GH3	GH5	GH3	.5660	.5719	.5702	.5732	.5714
5/8	–	18	GH3	GH2	GH5	GH3	.5889	.5930	.5919	.5949	.5934
3/4	10	–	GH5	GH3	GH5	GH3	.6850	.6914	.6895	.6927	.6907
3/4	–	16	GH3	GH2	GH5	GH3	.7094	.7139	.7126	.7159	.7143
7/8	9	–	GH6	GH4	GH6	GH4	.8028	.8098	.8077	.8110	.8089
7/8	–	14	GH4	GH2	GH6	GH4	.8286	.8335	.8322	.8356	.8339
1	8	–	GH6	GH4	GH6	GH4	.9188	.9264	.9242	.9276	.9254
1	–	12	GH4	GH2	GH6	GH4	.9459	.9515	.9499	.9535	.9516

The above recommended taps normally produce the Class of Thread indicated in average materials when used with reasonable care. However, if the tap specified does not give a satisfactory gage fit in the work, a choice of some other limit tap will be necessary.

TAP DRILL SIZES - UNIFIED THREAD

Size	Threads Per Inch				Minor Diameter			Tap Drill Diameter (Cutting Tap)				
	UNC	UNF	UNEF	UN	Min. 2B&3B	Max. 2B	Max. 3B	80% Thread	75% Thread	70% Thread	65% Thread	60% Thread
#0	-	80	-	-	.0465	.0514	.0514	.0470	.0478	.0486	.0494	.0503
#1	64	-	-	-	.0561	.0623	.0623	.0568	.0578	.0588	.0598	.0608
	-	72	-	-	.0580	.0635	.0635	.0586	.0595	.0604	.0613	.0622
#2	56	-	-	-	.0667	.0737	.0737	.0674	.0686	.0698	.0709	.0721
	-	64	-	-	.0691	.0753	.0753	.0698	.0708	.0718	.0728	.0738
#3	48	-	-	-	.0764	.0845	.0845	.0774	.0787	.0801	.0814	.0828
	-	56	-	-	.0797	.0865	.0865	.0804	.0816	.0828	.0839	.0851
#4	40	-	-	-	.0849	.0939	.0939	.0860	.0876	.0893	.0909	.0925
	-	48	-	-	.0894	.0968	.0968	.0904	.0917	.0931	.0944	.0958
#5	40	-	-	-	.0979	.1062	.1062	.0990	.1006	.1023	.1039	.1055
	-	44	-	-	.1004	.1079	.1079	.1014	.1029	.1043	.1058	.1073
#6	32	-	-	-	.1040	.1140	.1140	.1055	.1076	.1096	.1116	.1136
	-	40	-	-	.1110	.1190	.1186	.1120	.1136	.1153	.1169	.1185
#8	32	-	-	-	.1300	.1390	.1389	.1315	.1336	.1356	.1376	.1396
	-	36	-	-	.1340	.1420	.1416	.1351	.1369	.1387	.1405	.1424
#10	24	-	-	-	.1450	.1560	.1555	.1467	.1494	.1521	.1548	.1575
	-	32	-	-	.1560	.1640	.1641	.1575	.1596	.1616	.1636	.1656
#12	24	-	-	-	.1710	.1810	.1807	.1727	.1754	.1781	.1808	.1835
	-	28	-	-	.1770	.1860	.1857	.1789	.1812	.1835	.1858	.1882
	-	-	32	-	.1820	.1900	.1895	.1835	.1856	.1876	.1896	.1916
1/4	20	-	-	-	.1960	.2070	.2067	.1980	.2013	.2045	.2078	.2110
	-	28	-	-	.2110	.2200	.2190	.2129	.2152	.2175	.2198	.2222
	-	-	32	-	.2160	.2240	.2229	.2175	.2196	.2216	.2236	.2256
5/16	18	-	-	-	.2520	.2650	.2630	.2548	.2584	.2620	.2656	.2692
	-	-	-	20	.2580	.2700	.2680	.2605	.2638	.2670	.2703	.2735
	-	24	-	-	.2670	.2770	.2754	.2692	.2719	.2746	.2773	.2800
	-	-	-	28	.2740	.2820	.2807	.2754	.2777	.2800	.2823	.2847
	-	-	32	-	.2790	.2860	.2847	.2800	.2821	.2841	.2861	.2881
3/8	16	-	-	-	.3070	.3210	.3182	.3101	.3141	.3182	.3222	.3263
	-	-	-	20	.3210	.3320	.3297	.3230	.3263	.3295	.3328	.3360
	-	24	-	-	.3300	.3400	.3372	.3317	.3344	.3371	.3398	.3425
	-	-	-	28	.3360	.3450	.3426	.3379	.3402	.3425	.3448	.3472
	-	-	32	-	.3410	.3490	.3469	.3425	.3446	.3466	.3486	.3506
7/16	14	-	-	-	.3600	.3760	.3717	.3633	.3679	.3726	.3772	.3818
	-	-	-	16	.3700	.3840	.3800	.3726	.3766	.3807	.3847	.3888
	-	20	-	-	.3830	.3950	.3916	.3855	.3888	.3920	.3953	.3985
	-	-	28	-	.3990	.4070	.4051	.4004	.4027	.4050	.4073	.4097
	-	-	-	32	.4040	.4110	.4094	.4050	.4071	.4091	.4111	.4131
1/2	13	-	-	-	.4170	.4340	.4284	.4201	.4251	.4301	.4351	.4400
	-	-	-	16	.4320	.4460	.4419	.4351	.4391	.4432	.4472	.4513
	-	20	-	-	.4460	.4570	.4537	.4480	.4513	.4545	.4578	.4610
	-	-	28	-	.4610	.4700	.4676	.4629	.4652	.4675	.4698	.4722
	-	-	-	32	.4660	.4740	.4719	.4675	.4696	.4716	.4736	.4756
9/16	12	-	-	-	.4720	.4900	.4843	.4759	.4813	.4867	.4921	.4976
	-	-	-	16	.4950	.5090	.5040	.4976	.5016	.5057	.5097	.5138
	-	18	-	-	.5020	.5150	.5106	.5048	.5084	.5120	.5156	.5192
	-	-	-	20	.5080	.5200	.5162	.5105	.5138	.5170	.5203	.5235
	-	-	24	-	.5170	.5270	.5244	.5192	.5219	.5246	.5273	.5300
	-	-	-	28	.5240	.5320	.5301	.5254	.5277	.5300	.5323	.5347
	-	-	-	32	.5290	.5360	.5344	.5300	.5321	.5341	.5361	.5381
5/8	11	-	-	-	.5270	.5460	.5391	.5305	.5364	.5423	.5482	.5541

TECHNICAL DATA

Size	Threads Per Inch				Minor Diameter			Tap Drill Diameter (Cutting Tap)				
	UNC	UNF	UNEF	UN	Min. 2B&3B	Max. 2B	Max. 3B	80% Thread	75% Thread	70% Thread	65% Thread	60% Thread
5/8	-	-	-	12	.5350	.5530	.5463	.5384	.5438	.5492	.5546	.5601
	-	-	-	16	.5570	.5710	.5662	.5601	.5641	.5682	.5722	.5763
	-	18	-	-	.5650	.5780	.5730	.5673	.5709	.5745	.5781	.5817
	-	-	-	20	.5710	.5820	.5787	.5730	.5763	.5795	.5828	.5860
	-	-	24	-	.5800	.5900	.5869	.5817	.5844	.5871	.5898	.5925
	-	-	-	28	.5860	.5950	.5926	.5879	.5902	.5925	.5948	.5972
	-	-	-	32	.5910	.5980	.5969	.5925	.5946	.5966	.5986	.6006
11/16	-	-	-	12	.5970	.6150	.6085	.6009	.6063	.6117	.6171	.6226
	-	-	-	16	.6200	.6340	.6284	.6226	.6266	.6307	.6347	.6388
	-	-	-	20	.6330	.6450	.6412	.6355	.6388	.6420	.6453	.6485
	-	-	24	-	.6420	.6520	.6494	.6442	.6469	.6496	.6523	.6550
	-	-	-	28	.6490	.6570	.6551	.6504	.6527	.6550	.6573	.6597
	-	-	-	32	.6540	.6610	.6594	.6550	.6571	.6591	.6611	.6631
3/4	10	-	-	-	.6420	.6630	.6545	.6461	.6526	.6591	.6656	.6721
	-	-	-	12	.6600	.6780	.6707	.6634	.6688	.6742	.6796	.6851
	-	16	-	-	.6820	.6960	.6908	.6851	.6891	.6932	.6972	.7013
	-	-	20	-	.6960	.7070	.7037	.6980	.7013	.7045	.7078	.7110
	-	-	-	28	.7110	.7200	.7176	.7129	.7152	.7175	.7198	.7222
	-	-	-	32	.7160	.7240	.7219	.7175	.7196	.7216	.7236	.7256
13/16	-	-	-	12	.7220	.7400	.7329	.7259	.7313	.7367	.7421	.7476
	-	-	-	16	.7450	.7590	.7533	.7476	.7516	.7557	.7597	.7638
	-	-	20	-	.7580	.7700	.7662	.7605	.7638	.7670	.7703	.7735
	-	-	-	28	.7740	.7820	.7801	.7754	.7777	.7800	.7823	.7847
	-	-	-	32	.7790	.7860	.7844	.7800	.7821	.7841	.7861	.7881
7/8	9	-	-	-	.7550	.7780	.7681	.7595	.7668	.7740	.7812	.7884
	-	-	-	12	.7850	.8030	.7948	.7884	.7938	.7992	.8046	.8101
	-	14	-	-	.7980	.8140	.8068	.8008	.8054	.8101	.8147	.8193
	-	-	-	16	.8070	.8210	.8158	.8101	.8141	.8182	.8222	.8263
	-	-	20	-	.8210	.8320	.8287	.8230	.8263	.8295	.8328	.8360
	-	-	-	28	.8360	.8450	.8426	.8379	.8402	.8425	.8448	.8472
	-	-	-	32	.8410	.8490	.8469	.8425	.8446	.8466	.8486	.8506
15/16	-	-	-	12	.8470	.8650	.8575	.8509	.8563	.8617	.8671	.8726
	-	-	-	16	.8700	.8840	.8783	.8726	.8766	.8807	.8847	.8888
	-	-	20	-	.8830	.8950	.8912	.8855	.8888	.8920	.8953	.8985
	-	-	-	28	.8990	.9070	.9051	.9004	.9027	.9050	.9073	.9097
	-	-	-	32	.9040	.9110	.9094	.9050	.9071	.9091	.9111	.9131
1	8	-	-	-	.8650	.8900	.8797	.8701	.8782	.8863	.8945	.9026
	-	12	-	-	.9100	.9280	.9198	.9134	.9188	.9242	.9296	.9351
	-	-	-	16	.9320	.9460	.9408	.9351	.9391	.9432	.9472	.9513
	-	-	20	-	.9460	.9570	.9537	.9480	.9513	.9545	.9578	.9610
	-	-	-	28	.9610	.9700	.9676	.9629	.9652	.9675	.9698	.9722
	-	-	-	32	.9660	.9740	.9719	.9675	.9696	.9716	.9736	.9756
1-1/16	-	-	-	8	.9270	.9520	.9422	.9326	.9407	.9488	.9570	.9651
	-	-	-	12	.9720	.9900	.9823	.9759	.9813	.9867	.9921	.9976
	-	-	-	16	.9950	1.0090	1.0033	.9976	1.0016	1.0057	1.0097	1.0138
	-	-	18	-	1.0020	1.0150	1.0105	1.0048	1.0084	1.0120	1.0156	1.0192
	-	-	-	20	1.0080	1.0200	1.0162	1.0105	1.0138	1.0170	1.0203	1.0235
	-	-	-	28	1.0240	1.0320	1.0301	1.0254	1.0277	1.0300	1.0323	1.0347
1-1/8	7	-	-	-	.9700	.9980	.9875	.9765	.9858	.9951	1.0044	1.0137
	-	-	-	8	.9900	1.0150	1.0047	.9951	1.0032	1.0113	1.0195	1.0276
	-	12	-	-	1.0350	1.0530	1.0448	1.0384	1.0438	1.0492	1.0546	1.0601
	-	-	-	16	1.0570	1.0710	1.0658	1.0601	1.0641	1.0682	1.0722	1.0763
	-	-	18	-	1.0650	1.0780	1.0730	1.0673	1.0709	1.0745	1.0781	1.0817
	-	-	-	20	1.0710	1.0820	1.0787	1.0730	1.0763	1.0795	1.0828	1.0860

TECHNICAL DATA

Size	Threads Per Inch				Minor Diameter			Tap Drill Diameter (Cutting Tap)				
	UNC	UNF	UNEF	UN	Min. 2B&3B	Max. 2B	Max. 3B	80% Thread	75% Thread	70% Thread	65% Thread	60% Thread
1-1/8	-	-	-	28	1.0860	1.0950	1.0926	1.0879	1.0902	1.0925	1.0948	1.0972
1-3/16	-	-	-	8	1.0520	1.0770	1.0672	1.0576	1.0657	1.0738	1.0820	1.0901
	-	-	-	12	1.0970	1.1150	1.1073	1.1009	1.1063	1.1117	1.1171	1.1226
	-	-	-	16	1.1200	1.1340	1.1283	1.1226	1.1266	1.1307	1.1347	1.1388
	-	-	18	-	1.1270	1.1400	1.1355	1.1298	1.1334	1.1370	1.1406	1.1442
	-	-	-	20	1.1330	1.1450	1.1412	1.1355	1.1388	1.1420	1.1453	1.1485
	-	-	-	28	1.1490	1.1570	1.1551	1.1504	1.1527	1.1550	1.1573	1.1597
1-1/4	7	-	-	-	1.0950	1.1230	1.1125	1.1015	1.1108	1.1201	1.1294	1.1387
	-	-	-	8	1.1150	1.1400	1.1297	1.1201	1.1282	1.1363	1.1445	1.1526
	-	12	-	-	1.1600	1.1780	1.1698	1.1634	1.1688	1.1742	1.1796	1.1851
	-	-	-	16	1.1820	1.1960	1.1908	1.1851	1.1891	1.1932	1.1972	1.2013
	-	-	18	-	1.1900	1.2030	1.1980	1.1923	1.1959	1.1995	1.2031	1.2067
	-	-	-	20	1.1960	1.2070	1.2037	1.1980	1.2013	1.2045	1.2078	1.2110
	-	-	-	28	1.2110	1.2200	1.2176	1.2129	1.2152	1.2175	1.2198	1.2222
1-5/16	-	-	-	8	1.1770	1.2020	1.2176	1.1826	1.1907	1.1988	1.2070	1.2151
	-	-	-	12	1.2220	1.2400	1.2323	1.2259	1.2313	1.2367	1.2421	1.2476
	-	-	-	16	1.2450	1.2590	1.2533	1.2476	1.2516	1.2557	1.2597	1.2638
	-	-	18	-	1.2520	1.2650	1.2605	1.2548	1.2584	1.2620	1.2656	1.2692
	-	-	-	20	1.2580	1.2700	1.2662	1.2605	1.2638	1.2670	1.2703	1.2735
	-	-	-	28	1.2740	1.2820	1.2801	1.2754	1.2777	1.2800	1.2823	1.2847
1-3/8	6	-	-	-	1.1950	1.2250	1.2146	1.2018	1.2126	1.2235	1.2343	1.2451
	-	-	-	8	1.2400	1.2650	1.2547	1.2451	1.2532	1.2613	1.2695	1.2776
	-	12	-	-	1.2850	1.3030	1.2948	1.2884	1.2938	1.2992	1.3046	1.3101
	-	-	-	16	1.3070	1.3210	1.3158	1.3101	1.3141	1.3182	1.3222	1.3263
	-	-	18	-	1.3150	1.3280	1.3230	1.3173	1.3209	1.3245	1.3281	1.3317
	-	-	-	20	1.3210	1.3320	1.3287	1.3230	1.3263	1.3295	1.3328	1.3360
	-	-	-	28	1.3360	1.3450	1.3426	1.3379	1.3402	1.3425	1.3448	1.3472
1-7/16	-	-	-	6	1.2570	1.2880	1.2770	1.2643	1.2751	1.2860	1.2968	1.3076
	-	-	-	8	1.3020	1.3270	1.3172	1.3076	1.3157	1.3238	1.3320	1.3401
	-	-	-	12	1.3470	1.3650	1.3573	1.3509	1.3563	1.3617	1.3671	1.3726
	-	-	-	16	1.3700	1.3840	1.3783	1.3726	1.3766	1.3807	1.3847	1.3888
	-	-	18	-	1.3770	1.3900	1.3855	1.3798	1.3834	1.3870	1.3906	1.3942
	-	-	-	20	1.3830	1.3950	1.3912	1.3855	1.3888	1.3920	1.3953	1.3985
	-	-	-	28	1.3990	1.4070	1.4051	1.4004	1.4027	1.4050	1.4073	1.4097
1-1/2	6	-	-	-	1.3200	1.3500	1.3396	1.3268	1.3376	1.3485	1.3593	1.3701
	-	-	-	8	1.3650	1.3900	1.3797	1.3701	1.3782	1.3863	1.3945	1.4026
	-	12	-	-	1.4100	1.4280	1.4198	1.4134	1.4188	1.4242	1.4296	1.4351
	-	-	-	16	1.4320	1.4460	1.4408	1.4351	1.4391	1.4432	1.4472	1.4513
	-	-	18	-	1.4400	1.4520	1.4480	1.4423	1.4459	1.4495	1.4531	1.4567
	-	-	-	20	1.4460	1.4570	1.4537	1.4480	1.4513	1.4545	1.4578	1.4610
	-	-	-	28	1.4610	1.4700	1.4676	1.4629	1.4652	1.4675	1.4698	1.4722
1-9/16	-	-	-	6	1.3820	1.4130	1.4021	1.3893	1.4001	1.4110	1.4218	1.4326
	-	-	-	8	1.4270	1.4520	1.4422	1.4326	1.4407	1.4488	1.4570	1.4651
	-	-	-	12	1.4720	1.4900	1.4823	1.4759	1.4813	1.4867	1.4921	1.4976
	-	-	-	16	1.4950	1.5090	1.5033	1.4976	1.5016	1.5057	1.5097	1.5138
	-	-	18	-	1.5020	1.5150	1.5105	1.5048	1.5084	1.5120	1.5156	1.5192
	-	-	-	20	1.5080	1.5200	1.5162	1.5105	1.5138	1.5170	1.5203	1.5235
1-5/8	-	-	-	6	1.4450	1.4750	1.4646	1.4518	1.4626	1.4735	1.4843	1.4951
	-	-	-	8	1.4900	1.5150	1.5047	1.4951	1.5032	1.5113	1.5195	1.5276
	-	-	-	12	1.5350	1.5530	1.5448	1.5384	1.5438	1.5492	1.5546	1.5601
	-	-	-	16	1.5570	1.5710	1.5658	1.5601	1.5641	1.5682	1.5722	1.5763
	-	-	18	-	1.5650	1.5780	1.5730	1.5673	1.5709	1.5745	1.5781	1.5817
	-	-	-	20	1.5710	1.5820	1.5787	1.5730	1.5763	1.5795	1.5828	1.5860
1-11/16	-	-	-	6	1.5070	1.5380	1.5271	1.5143	1.5251	1.5360	1.5468	1.5576

TECHNICAL DATA

Size	Threads Per Inch				Minor Diameter			Tap Drill Diameter (Cutting Tap)				
	UNC	UNF	UNEF	UN	Min. 2B&3B	Max. 2B	Max. 3B	80% Thread	75% Thread	70% Thread	65% Thread	60% Thread
1-11/16	-	-	-	8	1.5520	1.5770	1.5672	1.5576	1.5657	1.5738	1.5820	1.5901
	-	-	-	12	1.5970	1.6150	1.6073	1.6009	1.6063	1.6117	1.6171	1.6226
	-	-	-	16	1.6200	1.6340	1.6283	1.6226	1.6266	1.6307	1.6347	1.6388
	-	-	18	-	1.6270	1.6400	1.6355	1.6298	1.6334	1.6370	1.6406	1.6442
	-	-	-	20	1.6330	1.6450	1.6412	1.6355	1.6388	1.6420	1.6453	1.6485
1-3/4	5	-	-	-	1.5340	1.5680	1.5575	1.5422	1.5552	1.5681	1.5811	1.5941
	-	-	-	6	1.5700	1.6000	1.5896	1.5768	1.5876	1.5985	1.6093	1.6201
	-	-	-	8	1.6150	1.6400	1.6297	1.6201	1.6282	1.6363	1.6445	1.6526
	-	-	-	12	1.6600	1.6780	1.6698	1.6634	1.6688	1.6742	1.6796	1.6851
	-	-	-	16	1.6820	1.6960	1.6908	1.6851	1.6891	1.6932	1.6972	1.7013
	-	-	-	20	1.6960	1.7070	1.7037	1.6980	1.7013	1.7045	1.7078	1.7110
1-13/16	-	-	-	6	1.6320	1.6630	1.6521	1.6393	1.6501	1.6610	1.6718	1.6826
	-	-	-	8	1.6770	1.7020	1.6922	1.6826	1.6907	1.6988	1.7070	1.7151
	-	-	-	12	1.7220	1.7400	1.7323	1.7259	1.7313	1.7367	1.7421	1.7476
	-	-	-	16	1.7450	1.7590	1.7533	1.7476	1.7516	1.7557	1.7597	1.7638
	-	-	-	20	1.7580	1.7700	1.7662	1.7605	1.7638	1.7670	1.7703	1.7735
1-7/8	-	-	-	6	1.6950	1.7250	1.7146	1.7018	1.7126	1.7235	1.7343	1.7451
	-	-	-	8	1.7400	1.7650	1.7547	1.7451	1.7532	1.7613	1.7695	1.7776
	-	-	-	12	1.7850	1.8030	1.7948	1.7884	1.7938	1.7992	1.8046	1.8101
	-	-	-	16	1.8070	1.8210	1.8158	1.8101	1.8141	1.8182	1.8222	1.8263
	-	-	-	20	1.8210	1.8320	1.8287	1.8230	1.8263	1.8295	1.8328	1.8360
1-15/16	-	-	-	6	1.7570	1.7880	1.7771	1.7643	1.7751	1.7860	1.7968	1.8076
	-	-	-	8	1.8020	1.8270	1.8172	1.8076	1.8157	1.8238	1.8320	1.8401
	-	-	-	12	1.8470	1.8650	1.8573	1.8509	1.8563	1.8617	1.8671	1.8726
	-	-	-	16	1.8700	1.8840	1.8783	1.8726	1.8766	1.8807	1.8847	1.8888
	-	-	-	20	1.8830	1.8950	1.8912	1.8855	1.8888	1.8920	1.8953	1.8985
2	4 1/2	-	-	-	1.7590	1.7950	1.7861	1.7691	1.7835	1.7979	1.8124	1.8268
	-	-	-	6	1.8200	1.8500	1.8396	1.8268	1.8376	1.8485	1.8593	1.8701
	-	-	-	8	1.8650	1.8900	1.8797	1.8701	1.8782	1.8863	1.8945	1.9026
	-	-	-	12	1.9100	1.9280	1.9198	1.9134	1.9188	1.9242	1.9296	1.9351
	-	-	-	16	1.9320	1.9460	1.9408	1.9351	1.9391	1.9432	1.9472	1.9513
	-	-	-	20	1.9460	1.9570	1.9537	1.9480	1.9513	1.9545	1.9578	1.9610
2-1/8	-	-	-	6	1.9450	1.9750	1.9646	1.9518	1.9626	1.9735	1.9843	1.9951
	-	-	-	8	1.9900	2.0150	2.0047	1.9951	2.0032	2.0113	2.0195	2.0276
	-	-	-	12	2.0350	2.0530	2.0448	2.0384	2.0438	2.0492	2.0546	2.0601
	-	-	-	16	2.0570	2.0710	2.0658	2.0601	2.0641	2.0682	2.0722	2.0763
	-	-	-	20	2.0710	2.0820	2.0787	2.0730	2.0763	2.0795	2.0828	2.0860
2-1/4	4 1/2	-	-	-	2.0090	2.0450	2.0361	2.0191	2.0335	2.0479	2.0624	2.0768
	-	-	-	6	2.0700	2.1000	2.0896	2.0768	2.0876	2.0985	2.1093	2.1201
	-	-	-	8	2.1150	2.1400	2.1297	2.1201	2.1282	2.1363	2.1445	2.1526
	-	-	-	12	2.1600	2.1780	2.1698	2.1634	2.1688	2.1742	2.1796	2.1851
	-	-	-	16	2.1820	2.1960	2.1908	2.1851	2.1891	2.1932	2.1972	2.2013
	-	-	-	20	2.1960	2.2070	2.2037	2.1980	2.2013	2.2045	2.2078	2.2110
2-3/8	-	-	-	6	2.1950	2.2260	2.2146	2.2018	2.2126	2.2235	2.2343	2.2451
	-	-	-	8	2.2400	2.2650	2.2547	2.2451	2.2532	2.2613	2.2695	2.2776
	-	-	-	12	2.2850	2.3030	2.2948	2.2884	2.2938	2.2992	2.3046	2.3101
	-	-	-	16	2.3070	2.3210	2.3158	2.3101	2.3141	2.3182	2.3222	2.3263
	-	-	-	20	2.3210	2.3320	2.3287	2.3230	2.3263	2.3295	2.3328	2.3360
2-1/2	4	-	-	-	2.2290	2.2670	2.2594	2.2402	2.2564	2.2727	2.2889	2.3052
	-	-	-	6	2.3200	2.3500	2.3396	2.3268	2.3376	2.3485	2.3593	2.3701
	-	-	-	8	2.3650	2.3900	2.3797	2.3701	2.3782	2.3863	2.3945	2.4026
	-	-	-	12	2.4100	2.4280	2.4198	2.4134	2.4188	2.4242	2.4296	2.4351
	-	-	-	16	2.4320	2.4460	2.4408	2.4351	2.4391	2.4432	2.4472	2.4513
	-	-	-	20	2.4460	2.4570	2.4537	2.4480	2.4513	2.4545	2.4578	2.4610