SELECTION GUIDE

YG THREADING TOOLS

HSS-E & HSS YG TAP GENERAL

- For General Purpose Through and Blind Hole Applications

Please visit globalyg1.com/mat for material search

◎ : Excellent ○ : Good

HOLE TYPE					Max. 2.5xD Blind Hole				
TOOL MATERIAL					HSS-E				
CHAMFER LEAD					1.5P-2P				
FLUTE TYPE					Spiral Flute				
SPIRAL FLUTE ANGLE					R45				
SERIES	M								
	M/MF								
	UNC								
	UNC/UNF				C2 (p.B247)		C3 (p.B247)	C4 (p.B247)	D9 (p.B247)
	UNC/UNF/UNS								
	UNC/UN8								
	NPT								
	NPTF								
	NPS/NPSF								
SURFACE TREATMENT / COATING					Steam Oxide		Bright	TiN	Hardslick
MODEL									

ISO	VDI 3323	Material Description	Composition / Structure / Heat Treatment		HB	HRc					
P	1	Non-alloy steel	About 0.15% C	Annealed	125		◎	25-50	◎	25-50	◎ 50-80 ◎ 50-80
	2		About 0.45% C	Annealed	190	13	◎	25-50	◎	25-50	◎ 50-80 ◎ 50-80
	3		About 0.45% C	Quenched & Tempered	250	25	◎	25-50	◎	25-50	◎ 50-80 ◎ 50-80
	4		About 0.75% C	Annealed	270	28	○	6-30	○	6-30	○ 10-35 ○ 10-35
	5		About 0.75% C	Quenched & Tempered	300	32	○	6-30	○	6-30	○ 10-35 ○ 10-35
	6	Low alloy steel		Annealed	180	10	◎	6-30	◎	6-30	◎ 10-35 ◎ 10-35
	7			Quenched & Tempered	275	29	○	6-30	○	6-30	○ 10-35 ○ 10-35
	8			Quenched & Tempered	300	32	○	6-30	○	6-30	○ 10-35 ○ 10-35
	9			Quenched & Tempered	350	38					
	10	High alloyed steel, and tool steel		Annealed	200	15					
	11			Quenched & Tempered	325	35					
M	12	Stainless steel	Ferritic / Martensitic	Annealed	200	15	○	12-35	○	12-35	○ 20-50 ○ 20-50
	13		Martensitic	Quenched & Tempered	240	23	○	12-35	○	12-35	○ 20-50 ○ 20-50
	14		Austenitic		180	10					
K	15	Grey cast iron	Pearlitic / ferritic		180	10					
	16		Pearlitic (Martensitic)		260	26					
	17	Nodular cast iron	Ferritic		160	3	○	12-45	○	12-45	○ 25-55 ○ 25-55
	18		Pearlitic		250	25	○	12-45	○	12-45	○ 25-55 ○ 25-55
	19	Malleable cast iron	Ferritic		130						
	20		Pearlitic		230	21					
N	21	Aluminum-wrought alloy	Not Curable		60						
	22		Curable	Hardened	100						
	23	Aluminum-cast, alloyed	≤ 12% Si, Not Curable		75				○	40-65	○ 45-90 ○ 45-90
	24		≤ 12% Si, Curable	Hardened	90				○	40-65	○ 45-90 ○ 45-90
	25		> 12% Si, Not Curable		130						
	26	Copper and Copper Alloys (Bronze / Brass)	Cutting Alloys, PB>1%		110		○	50-60	○	50-60	○ 50-60 ○ 65-100
	27		CuZn, CuSnZn (Brass)		90		○	30-65	○	30-65	○ 30-65 ○ 30-65
	28		CuSn, lead-free copper and electrolytic copper		100						
	29	Non Metallic Materials	Duroplastic, Fiber Reinforced Plastic								
	30		Rubber, Wood, etc.								
S	31	Heat Resistant Super Alloys	Fe Based	Annealed	200	15					
	32			Cured	280	30					
	33		Ni or Co Based	Annealed	250	25					
	34			Cured	350	38					
	35			Cast	320	34					
	36	Titanium Alloys	Pure Titanium		400 Rm						
	37		Alpha + Beta Alloys	Hardened	1050 Rm						
H	38	Hardened steel		Hardened	550	55					
	39			Hardened	630	60					
	40	Chilled Cast Iron		Cast	400	42					
	41	Hardened Cast Iron		Hardened	550	55					

					Max. 2.5xD Blind Hole				
					HSS-E				
					1.5P-2P		1.5P-2P		2P-3P
					Spiral Flute		Spiral Flute		Spiral Flute
					R50		R50		R45
							G4 (p.B251)	G5 (p.B251)	G6 (p.B251)
					F4 (p.B249)	F8 (p.B249)	F6 (p.B249)		
					Steam Oxide	TiN	Hardslick	Bright	TiCN
									

YG TAP GENERAL

C2 / C3 / C4 / D9 SERIES

Spiral Flute Tap Bottoming Style for General Purpose

ANSI



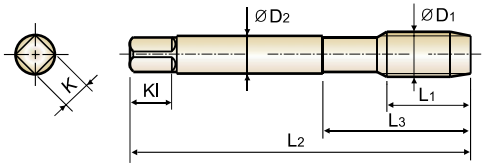

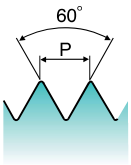

Material groups **GS**

HSS-E | UNC UNF | USCTI 302 | 1.5P~2P | Steam Oxide | Bright | TiN | Hardslick | R45

p.B218

Thread Depth / Hole Type 2.5×D

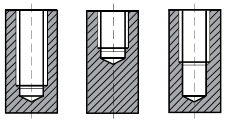

Unit : Inch

Size D1	T.P.I	EDP No. Steam Oxide	Bright	TiN	Hardslick	Limit	Overall Length L2	Thread Length L1	Neck Length L3	Shank Diameter D2	Square Size K	Square Length Kl	No. of Flute
#4	- 40UNC	C2162	C3162	C4162	D9162	H2	1.874	.563	.799	.141	.110	.190	2
#5	- 40UNC	C2202	C3202	C4202	D9202	H2	1.937	.626	.882	.141	.110	.190	3
#6	- 32UNC	C2243	C3243	C4243	D9243	H3	2.000	.689	.965	.141	.110	.190	3
#8	- 32UNC	C2283	C3283	C4283	D9283	H3	2.126	.752	1.047	.168	.131	.250	3
#10	- 24UNC	C2323	C3323	C4323	D9323	H3	2.374	.906	1.220	.194	.152	.250	3
#10	- 32UNF	C2343	C3343	C4343	D9343	H3	2.374	.906	1.220	.194	.152	.250	3
1/4	- 20UNC	C2403	C3403	C4403	D9403	H3	2.500	1.000	1.354	.255	.191	.310	3
1/4	- 20UNC	C2405	C3405	C4405	D9405	H5	2.500	1.000	1.354	.255	.191	.310	3
1/4	- 28UNF	C2423	C3423	C4423	D9423	H3	2.500	1.000	1.354	.255	.191	.310	3
5/16	- 18UNC	C2443	C3443	C4443	D9443	H3	2.720	1.126	1.500	.318	.238	.380	3
5/16	- 18UNC	C2445	C3445	C4445	D9445	H5	2.720	1.126	1.500	.318	.238	.380	3
5/16	- 24UNF	C2463	C3463	C4463	D9463	H3	2.720	1.126	1.500	.318	.238	.380	3
3/8	- 16UNC	C2483	C3483	C4483	D9483	H3	2.937	1.252	1.646	.381	.286	.440	3
3/8	- 16UNC	C2485	C3485	C4485	D9485	H5	2.937	1.252	1.646	.381	.286	.440	3
3/8	- 24UNF	C2503	C3503	C4503	D9503	H3	2.937	1.252	1.646	.381	.286	.440	3
7/16	- 14UNC	C2523	C3523	C4523	D9523	H3	3.157	1.437	-	.323	.242	.410	3
7/16	- 14UNC	C2525	C3525	C4525	D9525	H5	3.157	1.437	-	.323	.242	.410	3
7/16	- 20UNF	C2543	C3543	C4543	D9543	H3	3.157	1.437	-	.323	.242	.410	3
7/16	- 20UNF	C2545	C3545	C4545	D9545	H5	3.157	1.437	-	.323	.242	.410	3
1/2	- 13UNC	C2563	C3563	C4563	D9563	H3	3.374	1.657	-	.367	.275	.440	3
1/2	- 13UNC	C2565	C3565	C4565	D9565	H5	3.374	1.657	-	.367	.275	.440	3
1/2	- 20UNF	C2583	C3583	C4583	D9583	H3	3.374	1.657	-	.367	.275	.440	3
1/2	- 20UNF	C2585	C3585	C4585	D9585	H5	3.374	1.657	-	.367	.275	.440	3
9/16	- 12UNC	C2605	C3605	C4605	D9605	H5	3.594	1.657	-	.429	.322	.500	3
9/16	- 18UNF	C2625	C3625	C4625	D9625	H5	3.594	1.657	-	.429	.322	.500	3
5/8	- 11UNC	C2643	C3643	C4643	D9643	H3	3.811	1.811	-	.480	.360	.560	4

▶ Steam Oxide is not recommended for Aluminum and Aluminum alloys.

▶ NEXT PAGE

◎ : Excellent ○ : Good

ISO	P											M			K					
Material Description	Non-alloy steel					Low alloy steel				High alloyed steel, and tool steel		Stainless steel			Grey cast iron		Nodular cast iron		Malleable cast iron	
VDI 3323	1	2	3	4	5	6	7	8	9	10	11	12	13	14	15	16	17	18	19	20
HRc		13	25	28	32	10	29	32	38	15	35	15	23	10	10	26	3	25		21
HB	125	190	250	270	300	180	275	300	350	200	325	200	240	180	180	260	160	250	130	230
Recommended	◎	◎	◎	○	○	◎	○	○				○	○				○	○		

ISO	N										S							H			
Material Description	Aluminum-wrought alloy		Aluminum-cast, alloyed			Copper and Copper Alloys (Bronze / Brass)			Non Metallic Materials		Heat Resistant Super Alloys					Titanium Alloys		Hardened steel		Chilled Cast Iron	Hardened Cast Iron
VDI 3323	21	22	23	24	25	26	27	28	29	30	31	32	33	34	35	36	37	38	39	40	41
HRc											15	30	25	38	34			55	60	42	55
HB	60	100	75	90	130	110	90	100			200	280	250	350	320	400 Rm	1050 Rm	550	630	400	550
Recommended			○	○		○	○														

YG TAP GENERAL

C2 / C3 / C4 / D9 SERIES

Spiral Flute Tap Bottoming Style for General Purpose

ANSI



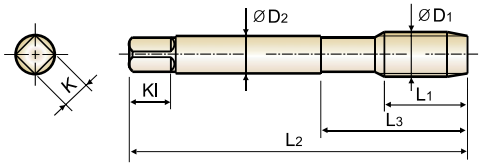

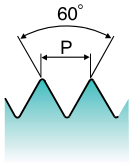

Material groups **GS** | HSS-E | UNC UNF | USCTI 302 | 1.5P~2P | Steam Oxide | Bright | TiN | Hardslick | R45

p.B218

Thread Depth / Hole Type 2.5×D

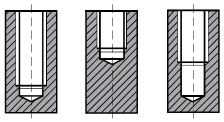

Unit : Inch

Size D1	T.P.I	EDP No. Steam Oxide	Bright	TiN	Hardslick	Limit	Overall Length L2	Thread Length L1	Neck Length L3	Shank Diameter D2	Square Size K	Square Length Kl	No. of Flute
5/8	- 11UNC	C2645	C3645	C4645	D9645	H5	3.811	1.811	-	.480	.360	.560	4
5/8	- 18UNF	C2663	C3663	C4663	D9663	H3	3.811	1.811	-	.480	.360	.560	4
3/4	- 10UNC	C2703	C3703	C4703	D9703	H3	4.252	2.000	-	.590	.442	.690	4
3/4	- 10UNC	C2705	C3705	C4705	D9705	H5	4.252	2.000	-	.590	.442	.690	4
3/4	- 16UNF	C2723	C3723	C4723	D9723	H3	4.252	2.000	-	.590	.442	.690	4
7/8	- 9UNC	C2744	C3744	C4744	D9744	H4	4.689	2.220	-	.697	.523	.750	4
7/8	- 14UNF	C2766	C3766	C4766	D9766	H6	4.689	2.220	-	.697	.523	.750	4
1	- 8UNC	C2784	C3784	C4784	D9784	H4	5.126	2.500	-	.800	.600	.810	4

▶ Steam Oxide is not recommended for Aluminum and Aluminum alloys.

◎ : Excellent ○ : Good

ISO	P											M			K					
Material Description	Non-alloy steel					Low alloy steel				High alloyed steel, and tool steel		Stainless steel			Grey cast iron		Nodular cast iron		Malleable cast iron	
VDI 3323	1	2	3	4	5	6	7	8	9	10	11	12	13	14	15	16	17	18	19	20
HRc		13	25	28	32	10	29	32	38	15	35	15	23	10	10	26	3	25		21
HB	125	190	250	270	300	180	275	300	350	200	325	200	240	180	180	260	160	250	130	230
Recommended	◎	◎	◎	○	○	◎	○	○				○	○				○	○		

ISO	N										S							H			
Material Description	Aluminum-wrought alloy		Aluminum-cast, alloyed			Copper and Copper Alloys (Bronze / Brass)			Non Metallic Materials		Heat Resistant Super Alloys					Titanium Alloys		Hardened steel		Chilled Cast Iron	Hardened Cast Iron
VDI 3323	21	22	23	24	25	26	27	28	29	30	31	32	33	34	35	36	37	38	39	40	41
HRc											15	30	25	38	34			55	60	42	55
HB	60	100	75	90	130	110	90	100			200	280	250	350	320	400Rm	1050Rm	550	630	400	550
Recommended			○	○		○	○														

YG-1 USCTI 302 TAP BLANK DIMENSION

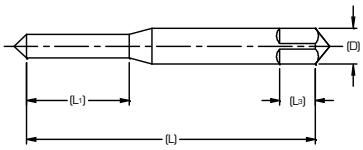

Blank Design (1)

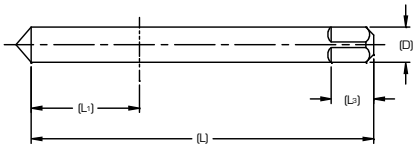

Blank Design (2)

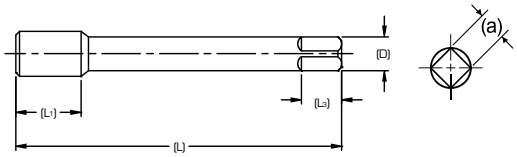

Blank Design (3)

Unified Tap Blank

Nominal Size	Overall Length (L)	Thread Length (L_1)	Shank Diameter (D)	Square Length (L_3)	Square Size (a)	Blank Design No.
#0	1.63	.31	.141	.19	.110	1
#1	1.69	.38	.141	.19	.110	1
#2	1.75	.44	.141	.19	.110	1
#3	1.81	.50	.141	.19	.110	1
#4	1.88	.56	.141	.19	.110	1
#5	1.94	.63	.141	.19	.110	1
#6	2.00	.69	.141	.19	.110	1
#8	2.13	.75	.168	.25	.131	1
#10	2.38	.88	.194	.25	.152	1
#12	2.38	.94	.220	.28	.165	1
1/4	2.50	1.00	.255	.31	.191	2
5/16	2.72	1.13	.318	.38	.238	2
3/8	2.94	1.25	.381	.44	.286	2
7/16	3.16	1.44	.323	.41	.242	3
1/2	3.38	1.66	.367	.44	.275	3
9/16	3.59	1.66	.429	.50	.322	3
5/8	3.81	1.81	.480	.56	.360	3
11/16	4.03	1.81	.542	.63	.406	3
3/4	4.25	2.00	.590	.69	.442	3
13/16	4.47	2.00	.652	.69	.489	3
7/8	4.69	2.22	.697	.75	.523	3
15/16	4.91	2.22	.760	.75	.570	3
1	5.13	2.50	.800	.81	.600	3
1-1/8	5.44	2.56	.896	.88	.672	3
1-1/4	5.75	2.56	1.021	1.00	.766	3
1-3/8	6.06	3.00	1.108	1.06	.831	3
1-1/2	6.38	3.00	1.233	1.13	.925	3

Metric Tap Blank

Nominal Size	Overall Length (L)	Thread Length (L_1)	Shank Diameter (D)	Square Length (L_3)	Square Size (a)	Blank Design No.
M1.6	1.63	.310	.141	.19	.110	1
M1.8	1.69	.380	.141	.19	.110	1
M2	1.75	.440	.141	.19	.110	1
M2.5	1.81	.500	.141	.19	.110	1
M3	1.94	.630	.141	.19	.110	1
M3.5	2.00	.690	.141	.19	.110	1
M4	2.13	.750	.168	.25	.131	1
M4.5	2.38	.880	.194	.25	.152	1
M5	2.38	.880	.194	.25	.152	1
M6	2.50	1.00	.255	.31	.191	2
M7	2.72	1.13	.318	.38	.238	2
M8	2.72	1.13	.318	.38	.238	2
M10	2.94	1.25	.381	.44	.286	2
M12	3.38	1.66	.367	.44	.275	3
M14	3.59	1.66	.429	.50	.322	3
M16	3.81	1.81	.480	.56	.360	3
M18	4.03	1.81	.542	.63	.406	3
M20	4.47	2.00	.652	.69	.489	3
M22	4.69	2.22	.697	.75	.523	3
M24	4.91	2.22	.760	.75	.570	3
M30	5.44	2.56	1.021	1.00	.766	3
M33	5.75	2.56	1.108	1.06	.831	3
M36	6.06	3.00	1.233	1.13	.925	3

TECHNICAL DATA

TAP RECOMMENDATIONS FOR CLASSES OF THREAD - INCH

Internal Screw Thread Classes and Tap Recommendations

Size	Threads per Inch		Recommended Tap for Class of Thread				Pitch Diameter Limits for Class of Thread				
			Unified Class of Thread		American National Class of Thread		Min. All Class (Basic)	Unified Class of Thread		American National Class of Thread	
	UNC	UNF	Class 2	Class 3	Class 2B	Class 3B		Max. Class 2	Max. Class 3	Max. Class 2B	Max. Class 3B
#0	–	80	GH1	GH1	GH2	GH1	.0519	.0536	.0532	.0542	.0536
#1	64	–	GH1	GH1	GH2	GH1	.0629	.0648	.0643	.0655	.0648
#1	–	72	GH1	GH1	GH2	GH1	.0640	.0658	.0653	.0665	.0659
#2	56	–	GH1	GH1	GH2	GH1	.0744	.0764	.0759	.0772	.0765
#2	–	64	GH1	GH1	GH2	GH1	.0759	.0778	.0773	.0786	.0779
#3	48	–	GH1	GH1	GH2	GH1	.0855	.0877	.0871	.0885	.0877
#3	–	56	GH1	GH1	GH2	GH1	.0874	.0894	.8890	.0902	.0895
#4	40	–	GH2	GH1	GH2	GH2	.0958	.0982	.0975	.0991	.0982
#4	–	48	GH1	GH1	GH2	GH1	.0985	.1007	.1001	.1016	.1008
#5	40	–	GH2	GH1	GH2	GH2	.1088	.1112	.1105	.1121	.1113
#5	–	44	GH1	GH1	GH2	GH1	.1102	.1125	.1118	.1134	.1126
#6	32	–	GH2	GH1	GH3	GH2	.1177	.1204	.1196	.1214	.1204
#6	–	40	GH2	GH1	GH2	GH2	.1218	.1242	.1235	.1252	.1243
#8	32	–	GH2	GH1	GH3	GH2	.1437	.1464	.1456	.1475	.1465
#8	–	36	GH2	GH1	GH2	GH2	.1460	.1485	.1478	.1496	.1487
#10	24	–	GH3	GH1	GH3	GH3	.1629	.1662	.1653	.1672	.1661
#10	–	32	GH2	GH1	GH3	GH2	.1697	.1724	.1716	.1736	.1726
#12	24	–	GH3	GH1	GH3	GH3	.1889	.1922	.1913	.1933	.1922
#12	–	28	GH3	GH1	GH3	GH3	.1928	.1959	.1950	.1970	.1959
1/4	20	–	GH3	GH2	GH5	GH3	.2175	.2211	.2201	.2223	.2211
1/4	–	28	GH3	GH1	GH4	GH3	.2268	.2299	.2290	.2311	.2300
5/16	18	–	GH3	GH2	GH5	GH3	.2764	.2805	.2794	.2817	.2803
5/16	—	24	GH3	GH1	GH4	GH3	.2854	.2887	.2878	.2902	.2890
3/8	16	–	GH3	GH2	GH5	GH3	.3344	.3389	.3376	.3401	.3387
3/8	–	24	GH3	GH1	GH4	GH3	.3479	.3512	.3503	.3528	.3516
7/16	14	–	GH5	GH3	GH5	GH3	.3911	.3960	.3947	.3972	.3957
7/16	–	20	GH3	GH1	GH5	GH3	.4050	.4086	.4076	.4104	.4091
1/2	13	–	GH5	GH3	GH5	GH3	.4500	.4552	.4537	.4565	.4548
1/2	–	20	GH3	GH1	GH5	GH3	.4675	.4711	.4701	.4731	.4717
9/16	12	–	GH5	GH3	GH5	GH3	.5084	.5140	.5124	.5152	.5135
9/16	–	18	GH3	GH2	GH5	GH3	.5264	.5305	.5294	.5323	.5308
5/8	11	–	GH5	GH3	GH5	GH3	.5660	.5719	.5702	.5732	.5714
5/8	–	18	GH3	GH2	GH5	GH3	.5889	.5930	.5919	.5949	.5934
3/4	10	–	GH5	GH3	GH5	GH3	.6850	.6914	.6895	.6927	.6907
3/4	–	16	GH3	GH2	GH5	GH3	.7094	.7139	.7126	.7159	.7143
7/8	9	–	GH6	GH4	GH6	GH4	.8028	.8098	.8077	.8110	.8089
7/8	–	14	GH4	GH2	GH6	GH4	.8286	.8335	.8322	.8356	.8339
1	8	–	GH6	GH4	GH6	GH4	.9188	.9264	.9242	.9276	.9254
1	–	12	GH4	GH2	GH6	GH4	.9459	.9515	.9499	.9535	.9516

The above recommended taps normally produce the Class of Thread indicated in average materials when used with reasonable care. However, if the tap specified does not give a satisfactory gage fit in the work, a choice of some other limit tap will be necessary.

TAP DRILL SIZES - UNIFIED THREAD

Size	Threads Per Inch				Minor Diameter			Tap Drill Diameter (Cutting Tap)				
	UNC	UNF	UNEF	UN	Min. 2B&3B	Max. 2B	Max. 3B	80% Thread	75% Thread	70% Thread	65% Thread	60% Thread
#0	-	80	-	-	.0465	.0514	.0514	.0470	.0478	.0486	.0494	.0503
#1	64	-	-	-	.0561	.0623	.0623	.0568	.0578	.0588	.0598	.0608
	-	72	-	-	.0580	.0635	.0635	.0586	.0595	.0604	.0613	.0622
#2	56	-	-	-	.0667	.0737	.0737	.0674	.0686	.0698	.0709	.0721
	-	64	-	-	.0691	.0753	.0753	.0698	.0708	.0718	.0728	.0738
#3	48	-	-	-	.0764	.0845	.0845	.0774	.0787	.0801	.0814	.0828
	-	56	-	-	.0797	.0865	.0865	.0804	.0816	.0828	.0839	.0851
#4	40	-	-	-	.0849	.0939	.0939	.0860	.0876	.0893	.0909	.0925
	-	48	-	-	.0894	.0968	.0968	.0904	.0917	.0931	.0944	.0958
#5	40	-	-	-	.0979	.1062	.1062	.0990	.1006	.1023	.1039	.1055
	-	44	-	-	.1004	.1079	.1079	.1014	.1029	.1043	.1058	.1073
#6	32	-	-	-	.1040	.1140	.1140	.1055	.1076	.1096	.1116	.1136
	-	40	-	-	.1110	.1190	.1186	.1120	.1136	.1153	.1169	.1185
#8	32	-	-	-	.1300	.1390	.1389	.1315	.1336	.1356	.1376	.1396
	-	36	-	-	.1340	.1420	.1416	.1351	.1369	.1387	.1405	.1424
#10	24	-	-	-	.1450	.1560	.1555	.1467	.1494	.1521	.1548	.1575
	-	32	-	-	.1560	.1640	.1641	.1575	.1596	.1616	.1636	.1656
#12	24	-	-	-	.1710	.1810	.1807	.1727	.1754	.1781	.1808	.1835
	-	28	-	-	.1770	.1860	.1857	.1789	.1812	.1835	.1858	.1882
	-	-	32	-	.1820	.1900	.1895	.1835	.1856	.1876	.1896	.1916
1/4	20	-	-	-	.1960	.2070	.2067	.1980	.2013	.2045	.2078	.2110
	-	28	-	-	.2110	.2200	.2190	.2129	.2152	.2175	.2198	.2222
	-	-	32	-	.2160	.2240	.2229	.2175	.2196	.2216	.2236	.2256
5/16	18	-	-	-	.2520	.2650	.2630	.2548	.2584	.2620	.2656	.2692
	-	-	-	20	.2580	.2700	.2680	.2605	.2638	.2670	.2703	.2735
	-	24	-	-	.2670	.2770	.2754	.2692	.2719	.2746	.2773	.2800
	-	-	-	28	.2740	.2820	.2807	.2754	.2777	.2800	.2823	.2847
	-	-	32	-	.2790	.2860	.2847	.2800	.2821	.2841	.2861	.2881
3/8	16	-	-	-	.3070	.3210	.3182	.3101	.3141	.3182	.3222	.3263
	-	-	-	20	.3210	.3320	.3297	.3230	.3263	.3295	.3328	.3360
	-	24	-	-	.3300	.3400	.3372	.3317	.3344	.3371	.3398	.3425
	-	-	-	28	.3360	.3450	.3426	.3379	.3402	.3425	.3448	.3472
	-	-	32	-	.3410	.3490	.3469	.3425	.3446	.3466	.3486	.3506
7/16	14	-	-	-	.3600	.3760	.3717	.3633	.3679	.3726	.3772	.3818
	-	-	-	16	.3700	.3840	.3800	.3726	.3766	.3807	.3847	.3888
	-	20	-	-	.3830	.3950	.3916	.3855	.3888	.3920	.3953	.3985
	-	-	28	-	.3990	.4070	.4051	.4004	.4027	.4050	.4073	.4097
	-	-	-	32	.4040	.4110	.4094	.4050	.4071	.4091	.4111	.4131
1/2	13	-	-	-	.4170	.4340	.4284	.4201	.4251	.4301	.4351	.4400
	-	-	-	16	.4320	.4460	.4419	.4351	.4391	.4432	.4472	.4513
	-	20	-	-	.4460	.4570	.4537	.4480	.4513	.4545	.4578	.4610
	-	-	28	-	.4610	.4700	.4676	.4629	.4652	.4675	.4698	.4722
	-	-	-	32	.4660	.4740	.4719	.4675	.4696	.4716	.4736	.4756
9/16	12	-	-	-	.4720	.4900	.4843	.4759	.4813	.4867	.4921	.4976
	-	-	-	16	.4950	.5090	.5040	.4976	.5016	.5057	.5097	.5138
	-	18	-	-	.5020	.5150	.5106	.5048	.5084	.5120	.5156	.5192
	-	-	-	20	.5080	.5200	.5162	.5105	.5138	.5170	.5203	.5235
	-	-	24	-	.5170	.5270	.5244	.5192	.5219	.5246	.5273	.5300
	-	-	-	28	.5240	.5320	.5301	.5254	.5277	.5300	.5323	.5347
	-	-	-	32	.5290	.5360	.5344	.5300	.5321	.5341	.5361	.5381
5/8	11	-	-	-	.5270	.5460	.5391	.5305	.5364	.5423	.5482	.5541

TECHNICAL DATA

Size	Threads Per Inch				Minor Diameter			Tap Drill Diameter (Cutting Tap)				
	UNC	UNF	UNEF	UN	Min. 2B&3B	Max. 2B	Max. 3B	80% Thread	75% Thread	70% Thread	65% Thread	60% Thread
5/8	-	-	-	12	.5350	.5530	.5463	.5384	.5438	.5492	.5546	.5601
	-	-	-	16	.5570	.5710	.5662	.5601	.5641	.5682	.5722	.5763
	-	18	-	-	.5650	.5780	.5730	.5673	.5709	.5745	.5781	.5817
	-	-	-	20	.5710	.5820	.5787	.5730	.5763	.5795	.5828	.5860
	-	-	24	-	.5800	.5900	.5869	.5817	.5844	.5871	.5898	.5925
	-	-	-	28	.5860	.5950	.5926	.5879	.5902	.5925	.5948	.5972
	-	-	-	32	.5910	.5980	.5969	.5925	.5946	.5966	.5986	.6006
11/16	-	-	-	12	.5970	.6150	.6085	.6009	.6063	.6117	.6171	.6226
	-	-	-	16	.6200	.6340	.6284	.6226	.6266	.6307	.6347	.6388
	-	-	-	20	.6330	.6450	.6412	.6355	.6388	.6420	.6453	.6485
	-	-	24	-	.6420	.6520	.6494	.6442	.6469	.6496	.6523	.6550
	-	-	-	28	.6490	.6570	.6551	.6504	.6527	.6550	.6573	.6597
	-	-	-	32	.6540	.6610	.6594	.6550	.6571	.6591	.6611	.6631
3/4	10	-	-	-	.6420	.6630	.6545	.6461	.6526	.6591	.6656	.6721
	-	-	-	12	.6600	.6780	.6707	.6634	.6688	.6742	.6796	.6851
	-	16	-	-	.6820	.6960	.6908	.6851	.6891	.6932	.6972	.7013
	-	-	20	-	.6960	.7070	.7037	.6980	.7013	.7045	.7078	.7110
	-	-	-	28	.7110	.7200	.7176	.7129	.7152	.7175	.7198	.7222
	-	-	-	32	.7160	.7240	.7219	.7175	.7196	.7216	.7236	.7256
13/16	-	-	-	12	.7220	.7400	.7329	.7259	.7313	.7367	.7421	.7476
	-	-	-	16	.7450	.7590	.7533	.7476	.7516	.7557	.7597	.7638
	-	-	20	-	.7580	.7700	.7662	.7605	.7638	.7670	.7703	.7735
	-	-	-	28	.7740	.7820	.7801	.7754	.7777	.7800	.7823	.7847
	-	-	-	32	.7790	.7860	.7844	.7800	.7821	.7841	.7861	.7881
7/8	9	-	-	-	.7550	.7780	.7681	.7595	.7668	.7740	.7812	.7884
	-	-	-	12	.7850	.8030	.7948	.7884	.7938	.7992	.8046	.8101
	-	14	-	-	.7980	.8140	.8068	.8008	.8054	.8101	.8147	.8193
	-	-	-	16	.8070	.8210	.8158	.8101	.8141	.8182	.8222	.8263
	-	-	20	-	.8210	.8320	.8287	.8230	.8263	.8295	.8328	.8360
	-	-	-	28	.8360	.8450	.8426	.8379	.8402	.8425	.8448	.8472
	-	-	-	32	.8410	.8490	.8469	.8425	.8446	.8466	.8486	.8506
15/16	-	-	-	12	.8470	.8650	.8575	.8509	.8563	.8617	.8671	.8726
	-	-	-	16	.8700	.8840	.8783	.8726	.8766	.8807	.8847	.8888
	-	-	20	-	.8830	.8950	.8912	.8855	.8888	.8920	.8953	.8985
	-	-	-	28	.8990	.9070	.9051	.9004	.9027	.9050	.9073	.9097
	-	-	-	32	.9040	.9110	.9094	.9050	.9071	.9091	.9111	.9131
1	8	-	-	-	.8650	.8900	.8797	.8701	.8782	.8863	.8945	.9026
	-	12	-	-	.9100	.9280	.9198	.9134	.9188	.9242	.9296	.9351
	-	-	-	16	.9320	.9460	.9408	.9351	.9391	.9432	.9472	.9513
	-	-	20	-	.9460	.9570	.9537	.9480	.9513	.9545	.9578	.9610
	-	-	-	28	.9610	.9700	.9676	.9629	.9652	.9675	.9698	.9722
	-	-	-	32	.9660	.9740	.9719	.9675	.9696	.9716	.9736	.9756
1-1/16	-	-	-	8	.9270	.9520	.9422	.9326	.9407	.9488	.9570	.9651
	-	-	-	12	.9720	.9900	.9823	.9759	.9813	.9867	.9921	.9976
	-	-	-	16	.9950	1.0090	1.0033	.9976	1.0016	1.0057	1.0097	1.0138
	-	-	18	-	1.0020	1.0150	1.0105	1.0048	1.0084	1.0120	1.0156	1.0192
	-	-	-	20	1.0080	1.0200	1.0162	1.0105	1.0138	1.0170	1.0203	1.0235
	-	-	-	28	1.0240	1.0320	1.0301	1.0254	1.0277	1.0300	1.0323	1.0347
1-1/8	7	-	-	-	.9700	.9980	.9875	.9765	.9858	.9951	1.0044	1.0137
	-	-	-	8	.9900	1.0150	1.0047	.9951	1.0032	1.0113	1.0195	1.0276
	-	12	-	-	1.0350	1.0530	1.0448	1.0384	1.0438	1.0492	1.0546	1.0601
	-	-	-	16	1.0570	1.0710	1.0658	1.0601	1.0641	1.0682	1.0722	1.0763
	-	-	18	-	1.0650	1.0780	1.0730	1.0673	1.0709	1.0745	1.0781	1.0817
	-	-	-	20	1.0710	1.0820	1.0787	1.0730	1.0763	1.0795	1.0828	1.0860

TECHNICAL DATA

Size	Threads Per Inch				Minor Diameter			Tap Drill Diameter (Cutting Tap)				
	UNC	UNF	UNEF	UN	Min. 2B&3B	Max. 2B	Max. 3B	80% Thread	75% Thread	70% Thread	65% Thread	60% Thread
1-1/8	-	-	-	28	1.0860	1.0950	1.0926	1.0879	1.0902	1.0925	1.0948	1.0972
1-3/16	-	-	-	8	1.0520	1.0770	1.0672	1.0576	1.0657	1.0738	1.0820	1.0901
	-	-	-	12	1.0970	1.1150	1.1073	1.1009	1.1063	1.1117	1.1171	1.1226
	-	-	-	16	1.1200	1.1340	1.1283	1.1226	1.1266	1.1307	1.1347	1.1388
	-	-	18	-	1.1270	1.1400	1.1355	1.1298	1.1334	1.1370	1.1406	1.1442
	-	-	-	20	1.1330	1.1450	1.1412	1.1355	1.1388	1.1420	1.1453	1.1485
	-	-	-	28	1.1490	1.1570	1.1551	1.1504	1.1527	1.1550	1.1573	1.1597
1-1/4	7	-	-	-	1.0950	1.1230	1.1125	1.1015	1.1108	1.1201	1.1294	1.1387
	-	-	-	8	1.1150	1.1400	1.1297	1.1201	1.1282	1.1363	1.1445	1.1526
	-	12	-	-	1.1600	1.1780	1.1698	1.1634	1.1688	1.1742	1.1796	1.1851
	-	-	-	16	1.1820	1.1960	1.1908	1.1851	1.1891	1.1932	1.1972	1.2013
	-	-	18	-	1.1900	1.2030	1.1980	1.1923	1.1959	1.1995	1.2031	1.2067
	-	-	-	20	1.1960	1.2070	1.2037	1.1980	1.2013	1.2045	1.2078	1.2110
	-	-	-	28	1.2110	1.2200	1.2176	1.2129	1.2152	1.2175	1.2198	1.2222
1-5/16	-	-	-	8	1.1770	1.2020	1.2176	1.1826	1.1907	1.1988	1.2070	1.2151
	-	-	-	12	1.2220	1.2400	1.2323	1.2259	1.2313	1.2367	1.2421	1.2476
	-	-	-	16	1.2450	1.2590	1.2533	1.2476	1.2516	1.2557	1.2597	1.2638
	-	-	18	-	1.2520	1.2650	1.2605	1.2548	1.2584	1.2620	1.2656	1.2692
	-	-	-	20	1.2580	1.2700	1.2662	1.2605	1.2638	1.2670	1.2703	1.2735
	-	-	-	28	1.2740	1.2820	1.2801	1.2754	1.2777	1.2800	1.2823	1.2847
1-3/8	6	-	-	-	1.1950	1.2250	1.2146	1.2018	1.2126	1.2235	1.2343	1.2451
	-	-	-	8	1.2400	1.2650	1.2547	1.2451	1.2532	1.2613	1.2695	1.2776
	-	12	-	-	1.2850	1.3030	1.2948	1.2884	1.2938	1.2992	1.3046	1.3101
	-	-	-	16	1.3070	1.3210	1.3158	1.3101	1.3141	1.3182	1.3222	1.3263
	-	-	18	-	1.3150	1.3280	1.3230	1.3173	1.3209	1.3245	1.3281	1.3317
	-	-	-	20	1.3210	1.3320	1.3287	1.3230	1.3263	1.3295	1.3328	1.3360
	-	-	-	28	1.3360	1.3450	1.3426	1.3379	1.3402	1.3425	1.3448	1.3472
1-7/16	-	-	-	6	1.2570	1.2880	1.2770	1.2643	1.2751	1.2860	1.2968	1.3076
	-	-	-	8	1.3020	1.3270	1.3172	1.3076	1.3157	1.3238	1.3320	1.3401
	-	-	-	12	1.3470	1.3650	1.3573	1.3509	1.3563	1.3617	1.3671	1.3726
	-	-	-	16	1.3700	1.3840	1.3783	1.3726	1.3766	1.3807	1.3847	1.3888
	-	-	18	-	1.3770	1.3900	1.3855	1.3798	1.3834	1.3870	1.3906	1.3942
	-	-	-	20	1.3830	1.3950	1.3912	1.3855	1.3888	1.3920	1.3953	1.3985
	-	-	-	28	1.3990	1.4070	1.4051	1.4004	1.4027	1.4050	1.4073	1.4097
1-1/2	6	-	-	-	1.3200	1.3500	1.3396	1.3268	1.3376	1.3485	1.3593	1.3701
	-	-	-	8	1.3650	1.3900	1.3797	1.3701	1.3782	1.3863	1.3945	1.4026
	-	12	-	-	1.4100	1.4280	1.4198	1.4134	1.4188	1.4242	1.4296	1.4351
	-	-	-	16	1.4320	1.4460	1.4408	1.4351	1.4391	1.4432	1.4472	1.4513
	-	-	18	-	1.4400	1.4520	1.4480	1.4423	1.4459	1.4495	1.4531	1.4567
	-	-	-	20	1.4460	1.4570	1.4537	1.4480	1.4513	1.4545	1.4578	1.4610
	-	-	-	28	1.4610	1.4700	1.4676	1.4629	1.4652	1.4675	1.4698	1.4722
1-9/16	-	-	-	6	1.3820	1.4130	1.4021	1.3893	1.4001	1.4110	1.4218	1.4326
	-	-	-	8	1.4270	1.4520	1.4422	1.4326	1.4407	1.4488	1.4570	1.4651
	-	-	-	12	1.4720	1.4900	1.4823	1.4759	1.4813	1.4867	1.4921	1.4976
	-	-	-	16	1.4950	1.5090	1.5033	1.4976	1.5016	1.5057	1.5097	1.5138
	-	-	18	-	1.5020	1.5150	1.5105	1.5048	1.5084	1.5120	1.5156	1.5192
	-	-	-	20	1.5080	1.5200	1.5162	1.5105	1.5138	1.5170	1.5203	1.5235
1-5/8	-	-	-	6	1.4450	1.4750	1.4646	1.4518	1.4626	1.4735	1.4843	1.4951
	-	-	-	8	1.4900	1.5150	1.5047	1.4951	1.5032	1.5113	1.5195	1.5276
	-	-	-	12	1.5350	1.5530	1.5448	1.5384	1.5438	1.5492	1.5546	1.5601
	-	-	-	16	1.5570	1.5710	1.5658	1.5601	1.5641	1.5682	1.5722	1.5763
	-	-	18	-	1.5650	1.5780	1.5730	1.5673	1.5709	1.5745	1.5781	1.5817
	-	-	-	20	1.5710	1.5820	1.5787	1.5730	1.5763	1.5795	1.5828	1.5860
1-11/16	-	-	-	6	1.5070	1.5380	1.5271	1.5143	1.5251	1.5360	1.5468	1.5576

TECHNICAL DATA

Size	Threads Per Inch				Minor Diameter			Tap Drill Diameter (Cutting Tap)				
	UNC	UNF	UNEF	UN	Min. 2B&3B	Max. 2B	Max. 3B	80% Thread	75% Thread	70% Thread	65% Thread	60% Thread
1-11/16	-	-	-	8	1.5520	1.5770	1.5672	1.5576	1.5657	1.5738	1.5820	1.5901
	-	-	-	12	1.5970	1.6150	1.6073	1.6009	1.6063	1.6117	1.6171	1.6226
	-	-	-	16	1.6200	1.6340	1.6283	1.6226	1.6266	1.6307	1.6347	1.6388
	-	-	18	-	1.6270	1.6400	1.6355	1.6298	1.6334	1.6370	1.6406	1.6442
	-	-	-	20	1.6330	1.6450	1.6412	1.6355	1.6388	1.6420	1.6453	1.6485
1-3/4	5	-	-	-	1.5340	1.5680	1.5575	1.5422	1.5552	1.5681	1.5811	1.5941
	-	-	-	6	1.5700	1.6000	1.5896	1.5768	1.5876	1.5985	1.6093	1.6201
	-	-	-	8	1.6150	1.6400	1.6297	1.6201	1.6282	1.6363	1.6445	1.6526
	-	-	-	12	1.6600	1.6780	1.6698	1.6634	1.6688	1.6742	1.6796	1.6851
	-	-	-	16	1.6820	1.6960	1.6908	1.6851	1.6891	1.6932	1.6972	1.7013
	-	-	-	20	1.6960	1.7070	1.7037	1.6980	1.7013	1.7045	1.7078	1.7110
1-13/16	-	-	-	6	1.6320	1.6630	1.6521	1.6393	1.6501	1.6610	1.6718	1.6826
	-	-	-	8	1.6770	1.7020	1.6922	1.6826	1.6907	1.6988	1.7070	1.7151
	-	-	-	12	1.7220	1.7400	1.7323	1.7259	1.7313	1.7367	1.7421	1.7476
	-	-	-	16	1.7450	1.7590	1.7533	1.7476	1.7516	1.7557	1.7597	1.7638
	-	-	-	20	1.7580	1.7700	1.7662	1.7605	1.7638	1.7670	1.7703	1.7735
1-7/8	-	-	-	6	1.6950	1.7250	1.7146	1.7018	1.7126	1.7235	1.7343	1.7451
	-	-	-	8	1.7400	1.7650	1.7547	1.7451	1.7532	1.7613	1.7695	1.7776
	-	-	-	12	1.7850	1.8030	1.7948	1.7884	1.7938	1.7992	1.8046	1.8101
	-	-	-	16	1.8070	1.8210	1.8158	1.8101	1.8141	1.8182	1.8222	1.8263
	-	-	-	20	1.8210	1.8320	1.8287	1.8230	1.8263	1.8295	1.8328	1.8360
1-15/16	-	-	-	6	1.7570	1.7880	1.7771	1.7643	1.7751	1.7860	1.7968	1.8076
	-	-	-	8	1.8020	1.8270	1.8172	1.8076	1.8157	1.8238	1.8320	1.8401
	-	-	-	12	1.8470	1.8650	1.8573	1.8509	1.8563	1.8617	1.8671	1.8726
	-	-	-	16	1.8700	1.8840	1.8783	1.8726	1.8766	1.8807	1.8847	1.8888
	-	-	-	20	1.8830	1.8950	1.8912	1.8855	1.8888	1.8920	1.8953	1.8985
2	4 1/2	-	-	-	1.7590	1.7950	1.7861	1.7691	1.7835	1.7979	1.8124	1.8268
	-	-	-	6	1.8200	1.8500	1.8396	1.8268	1.8376	1.8485	1.8593	1.8701
	-	-	-	8	1.8650	1.8900	1.8797	1.8701	1.8782	1.8863	1.8945	1.9026
	-	-	-	12	1.9100	1.9280	1.9198	1.9134	1.9188	1.9242	1.9296	1.9351
	-	-	-	16	1.9320	1.9460	1.9408	1.9351	1.9391	1.9432	1.9472	1.9513
	-	-	-	20	1.9460	1.9570	1.9537	1.9480	1.9513	1.9545	1.9578	1.9610
2-1/8	-	-	-	6	1.9450	1.9750	1.9646	1.9518	1.9626	1.9735	1.9843	1.9951
	-	-	-	8	1.9900	2.0150	2.0047	1.9951	2.0032	2.0113	2.0195	2.0276
	-	-	-	12	2.0350	2.0530	2.0448	2.0384	2.0438	2.0492	2.0546	2.0601
	-	-	-	16	2.0570	2.0710	2.0658	2.0601	2.0641	2.0682	2.0722	2.0763
	-	-	-	20	2.0710	2.0820	2.0787	2.0730	2.0763	2.0795	2.0828	2.0860
2-1/4	4 1/2	-	-	-	2.0090	2.0450	2.0361	2.0191	2.0335	2.0479	2.0624	2.0768
	-	-	-	6	2.0700	2.1000	2.0896	2.0768	2.0876	2.0985	2.1093	2.1201
	-	-	-	8	2.1150	2.1400	2.1297	2.1201	2.1282	2.1363	2.1445	2.1526
	-	-	-	12	2.1600	2.1780	2.1698	2.1634	2.1688	2.1742	2.1796	2.1851
	-	-	-	16	2.1820	2.1960	2.1908	2.1851	2.1891	2.1932	2.1972	2.2013
	-	-	-	20	2.1960	2.2070	2.2037	2.1980	2.2013	2.2045	2.2078	2.2110
2-3/8	-	-	-	6	2.1950	2.2260	2.2146	2.2018	2.2126	2.2235	2.2343	2.2451
	-	-	-	8	2.2400	2.2650	2.2547	2.2451	2.2532	2.2613	2.2695	2.2776
	-	-	-	12	2.2850	2.3030	2.2948	2.2884	2.2938	2.2992	2.3046	2.3101
	-	-	-	16	2.3070	2.3210	2.3158	2.3101	2.3141	2.3182	2.3222	2.3263
	-	-	-	20	2.3210	2.3320	2.3287	2.3230	2.3263	2.3295	2.3328	2.3360
2-1/2	4	-	-	-	2.2290	2.2670	2.2594	2.2402	2.2564	2.2727	2.2889	2.3052
	-	-	-	6	2.3200	2.3500	2.3396	2.3268	2.3376	2.3485	2.3593	2.3701
	-	-	-	8	2.3650	2.3900	2.3797	2.3701	2.3782	2.3863	2.3945	2.4026
	-	-	-	12	2.4100	2.4280	2.4198	2.4134	2.4188	2.4242	2.4296	2.4351
	-	-	-	16	2.4320	2.4460	2.4408	2.4351	2.4391	2.4432	2.4472	2.4513
	-	-	-	20	2.4460	2.4570	2.4537	2.4480	2.4513	2.4545	2.4578	2.4610