

SELECTION GUIDE



HSS-E & HSS YG TAP GENERAL

- For General Purpose Through and Blind Hole Applications

Please visit globalyg1.com/mat for material search

◎ : Excellent ○ : Good

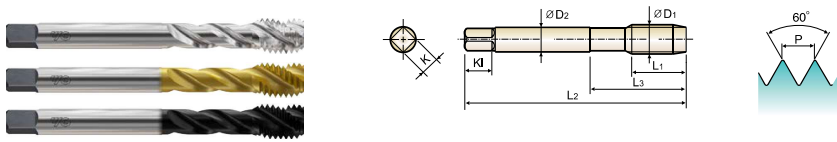
Table with columns: ISO, VDI 3323, Material Description, Composition / Structure / Heat Treatment, HB, HRC, and four columns of hole type compatibility (25-50, 50-80, 10-35, 12-35, 12-45, 20-50, 30-65, 50-60, 50-80, 65-100, 100, 200, 250, 300, 320, 350, 400, 420, 450, 550, 630, 1050 Rm).

Table with columns: HOLETYPE (Max. 2.5xD Blind Hole), TOOL MATERIAL (HSS-E), CHAMFER LEAD (1.5P-2P), FLUTE TYPE (Spiral Flute), SPIRAL FLUTE ANGLE (R45), and a grid of hole type compatibility (R50, R45) for various series (F4, F8, F6, G0, G1, G2).

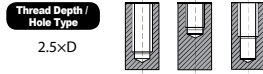


G0/G1/G2 SERIES

Spiral Flute Tap Bottoming Style for General Purpose



DIN Length-ANSI Shank



Material groups: **GS** HSS-E UNC UNF 2P-3P Bright TiN Hardslick R45 p.B219

Unit : Inch

Size	T.P.I	EDP No.			Limit	Overall Length L2	Thread Length L1	Neck Length L3	Shank Diameter D2	Square Size K	Square Length KI	No. of Flute
		Bright	TiN	Hardslick								
#2 - 56UNC	G0082	G1082	G2082	H2	1.752	.437	.650	.141	.110	.190	2	
#4 - 40UNC	G0162	G1162	G2162	H2	2.205	.311	.563	.141	.110	.190	2	
#5 - 40UNC	G0202	G1202	G2202	H2	2.205	.311	.626	.141	.110	.190	3	
#6 - 32UNC	G0243	G1243	G2243	H3	2.205	.374	.689	.141	.110	.190	3	
#8 - 32UNC	G0283	G1283	G2283	H3	2.480	.374	.752	.168	.131	.250	3	
#10 - 24UNC	G0323	G1323	G2323	H3	2.756	.500	.906	.194	.152	.250	3	
#10 - 32UNF	G0343	G1343	G2343	H3	2.756	.500	.906	.194	.152	.250	3	
1/4 - 20UNC	G0403	G1403	G2403	H3	3.150	.626	1.000	.255	.191	.310	3	
1/4 - 20UNC	G0405	G1405	G2405	H5	3.150	.626	1.000	.255	.191	.310	3	
1/4 - 28UNF	G0423	G1423	G2423	H3	3.150	.626	1.000	.255	.191	.310	3	
1/4 - 28UNF	G0443	G1443	G2443	H4	3.150	.626	1.000	.255	.191	.310	3	
5/16 - 18UNC	G0445	G1445	G2445	H5	3.543	.689	1.126	.318	.238	.380	3	
5/16 - 24UNF	G0463	G1463	G2463	H4	3.543	.689	1.126	.318	.238	.380	3	
3/8 - 16UNC	G0483	G1483	G2483	H3	3.937	.748	1.252	.381	.286	.440	3	
3/8 - 16UNC	G0485	G1485	G2485	H5	3.937	.748	1.252	.381	.286	.440	3	
3/8 - 24UNF	G0503	G1503	G2503	H4	3.937	.748	1.252	.381	.286	.440	3	
7/16 - 14UNC	G0523	G1523	G2523	H3	3.937	.874	1.437	.323	.242	.410	3	
7/16 - 14UNC	G0525	G1525	G2525	H5	3.937	.874	1.437	.323	.242	.410	3	
7/16 - 20UNF	G0543	G1543	G2543	H3	3.937	.874	1.437	.323	.242	.410	3	
7/16 - 20UNF	G0545	G1545	G2545	H5	3.937	.874	1.437	.323	.242	.410	3	
1/2 - 13UNC	G0563	G1563	G2563	H3	4.331	.937	1.594	.367	.275	.440	3	
1/2 - 13UNC	G0565	G1565	G2565	H5	4.331	.937	1.594	.367	.275	.440	3	
1/2 - 20UNF	G0583	G1583	G2583	H3	3.937	.937	1.594	.367	.275	.440	3	
1/2 - 20UNF	G0585	G1585	G2585	H5	3.937	.937	1.594	.367	.275	.440	3	
9/16 - 12UNC	G0603	G1603	G2603	H3	4.331	1.000	1.657	.429	.322	.500	3	
9/16 - 12UNC	G0605	G1605	G2605	H5	4.331	1.000	1.657	.429	.322	.500	3	

▶ NEXT PAGE

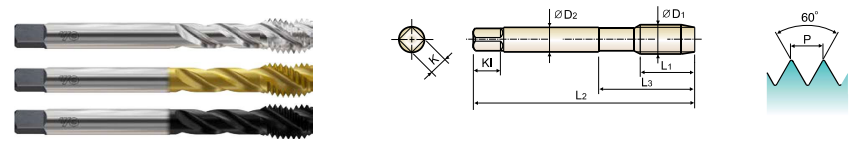
◎ : Excellent ○ : Good

ISO Material Description	P										M					K					H																													
	Non-alloy steel					Low alloy steel					High alloyed steel and tool steel					Stainless steel					Grey cast iron					Nodular cast iron					Malleable cast iron																			
VDI 3323	1	2	3	4	5	6	7	8	9	10	11	12	13	14	15	16	17	18	19	20	21	22	23	24	25	26	27	28	29	30	31	32	33	34	35	36	37	38	39	40	41	42	43	44	45					
HRc	13	25	28	32	10	29	32	38	15	35	15	23	10	10	26	3	25	18	18	21	19	20	21	22	23	24	25	26	27	28	29	30	31	32	33	34	35	36	37	38	39	40	41	42	43	44	45			
HB	125	190	250	270	300	180	275	300	350	200	325	200	240	180	180	260	160	250	130	230	190	200	210	220	230	240	250	260	270	280	290	300	310	320	330	340	350	360	370	380	390	400	410	420	430	440	450			
Recommended	◎	◎	◎	◎	◎	◎	◎	◎	◎	◎	◎	◎	◎	◎	◎	◎	◎	◎	◎	◎	◎	◎	◎	◎	◎	◎	◎	◎	◎	◎	◎	◎	◎	◎	◎	◎	◎	◎	◎	◎	◎	◎	◎	◎	◎	◎	◎	◎	◎	◎

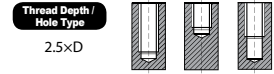


G0/G1/G2 SERIES

Spiral Flute Tap Bottoming Style for General Purpose



DIN Length-ANSI Shank



Material groups: **GS** HSS-E UNC UNF 2P-3P Bright TiN Hardslick R45 p.B219

Unit : Inch

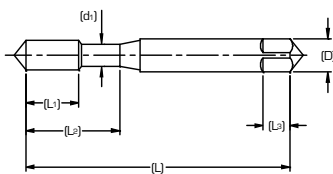
Size	T.P.I	EDP No.			Limit	Overall Length L2	Thread Length L1	Neck Length L3	Shank Diameter D2	Square Size K	Square Length KI	No. of Flute
		Bright	TiN	Hardslick								
9/16 - 18UNF	G0623	G1623	G2623	H3	3.937	1.000	1.657	.429	.322	.500	3	
9/16 - 18UNF	G0625	G1625	G2625	H5	3.937	1.000	1.657	.429	.322	.500	3	
5/8 - 11UNC	G0643	G1643	G2643	H3	4.331	1.094	1.811	.480	.360	.560	4	
5/8 - 11UNC	G0645	G1645	G2645	H5	4.331	1.094	1.811	.480	.360	.560	4	
5/8 - 18UNF	G0663	G1663	G2663	H3	3.937	1.094	1.811	.480	.360	.560	4	
5/8 - 18UNF	G0665	G1665	G2665	H5	3.937	1.094	1.811	.480	.360	.560	4	
3/4 - 10UNC	G0703	G1703	G2703	H3	4.921	1.220	2.000	.590	.442	.690	4	
3/4 - 10UNC	G0705	G1705	G2705	H5	4.921	1.220	2.000	.590	.442	.690	4	
3/4 - 16UNF	G0723	G1723	G2723	H3	4.331	1.220	2.000	.590	.442	.690	4	
3/4 - 16UNF	G0725	G1725	G2725	H5	4.331	1.220	2.000	.590	.442	.690	4	
7/8 - 9UNC	G0746	G1746	G2746	H6	5.512	1.343	2.220	.697	.523	.750	4	
7/8 - 14UNF	G0764	G1764	G2764	H4	4.921	1.343	2.220	.697	.523	.750	4	
7/8 - 14UNF	G0766	G1766	G2766	H6	4.921	1.343	2.220	.697	.523	.750	4	
1 - 8UNC	G0786	G1786	G2786	H6	6.299	1.500	2.500	.800	.600	.810	4	
1 - 12UNF	G0804	G1804	G2804	H4	5.512	1.500	2.500	.800	.600	.810	4	
1 - 12UNF	G0806	G1806	G2806	H6	5.512	1.500	2.500	.800	.600	.810	4	

◎ : Excellent ○ : Good

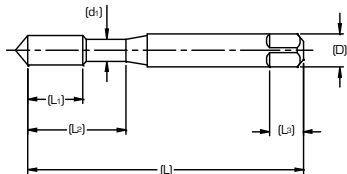
ISO Material Description	P										M					K					H																															
	Non-alloy steel					Low alloy steel					High alloyed steel and tool steel					Stainless steel					Grey cast iron					Nodular cast iron					Malleable cast iron																					
VDI 3323	1	2	3	4	5	6	7	8	9	10	11	12	13	14	15	16	17	18	19	20	21	22	23	24	25	26	27	28	29	30	31	32	33	34	35	36	37	38	39	40	41	42	43	44	45							
HRc	13	25	28	32	10	29	32	38	15	35	15	23	10	10	26	3	25	18	18	21	19	20	21	22	23	24	25	26	27	28	29	30	31	32	33	34	35	36	37	38	39	40	41	42	43	44	45					
HB	125	190	250	270	300	180	275	300	350	200	325	200	240	180	180	260	160	250	130	230	190	200	210	220	230	240	250	260	270	280	290	300	310	320	330	340	350	360	370	380	390	400	410	420	430	440	450					
Recommended	◎	◎	◎	◎	◎	◎	◎	◎	◎	◎	◎	◎	◎	◎	◎	◎	◎	◎	◎	◎	◎	◎	◎	◎	◎	◎	◎	◎	◎	◎	◎	◎	◎	◎	◎	◎	◎	◎	◎	◎	◎	◎	◎	◎	◎	◎	◎	◎	◎	◎	◎	◎



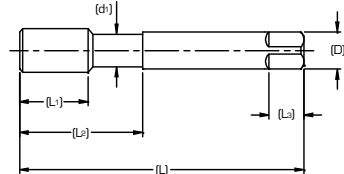
## HIGH PERFORMANCE TAPS DIN LENGTH / ANSI SHANK - INCH



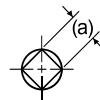
Blank Design (1)



Blank Design (2)



Blank Design (3)



Nominal Size	Overall Length [L]	Thread Length		Length to neck		Shank Diameter [D]	Neck Diameter [d <sub>1</sub> ]	Square Length [L <sub>2</sub> ]	Square Size [a]	Blank Design No.
		SF	SP	SF	SP					
#2	1.772	.157	.256	.433		.141	.061	.19	.110	1
#3	1.969	.197	.295	.492		.141	.069	.19	.110	1
#4	2.205	.236	.335	.563		.141	.077	.19	.110	1
#5	2.205	.236	.374	.626		.141	.090	.19	.110	1
#6	2.205	.276	.413	.689		.141	.094	.19	.110	1
#8	2.480	.276	.453	.752		.168	.120	.25	.131	1
#10-24	2.756	.354	.531	.906		.194	.131	.25	.152	1
#10-32		.276					.146			1
#12-24	3.150	.354	.571	.906		.220	.157	.28	.165	1
#12-28		.276					.166			1
1/4-20	3.150	.433	.591	1.000		.255	.180	.31	.191	2
1/4-28		.354					.200			2
5/16-18	3.543	.472	.669	1.126		.318	.234	.38	.238	2
5/16-24		.394					.254			2
3/8-16	3.937	.551	.748	1.252		.381	.287	.44	.286	2
3/8-24		.394					.316			2
7/16-14	3.937	.591	.866	1.850	1.437	.323	.311	.41	.242	3
7/16-20		.472					3			
1/2-13	4.331	.630	.984	2.067	1.657	.367	.354	.44	.275	3
1/2-20	3.937	.472	.984	2.067	1.657	.429	.417	.50	.322	3
9/16-12	4.331	.709	.984	2.067	1.657	.429	.417	.50	.322	3
9/16-18	3.937	.512	.984	2.067	1.657	.429	.417	.50	.322	3
5/8-11	4.331	.748	1.083	2.205	1.811	.480	.469	.56	.360	3
5/8-18	3.937	.512	1.083	2.205	1.811	.480	.469	.56	.360	3
3/4-10	4.921	.827	1.201	2.480	2.000	.590	.577	.69	.442	3
3/4-10	4.331	.591	1.201	2.480	2.000	.590	.577	.69	.442	3
7/8-9	5.512	.827	1.339	2.815	2.220	.697	.685	.75	.523	3
7/8-14	4.921	.709	1.339	2.815	2.220	.697	.685	.75	.523	3
1-8	6.299	.984	1.496	3.091	2.500	.800	.787	.81	.600	3
1-12	5.512	.709	1.496	3.091	2.500	.800	.787	.81	.600	3

\*SF : Spiral Fluted Taps

\*SP : Spiral Pointed Taps



## TAP RECOMMENDATIONS FOR CLASSES OF THREAD - INCH

## Internal Screw Thread Classes and Tap Recommendations

Size	Threads per Inch		Recommended Tap for Class of Thread				Pitch Diameter Limits for Class of Thread				
	UNC	UNF	Unified Class of Thread		American National Class of Thread		Min. All Class (Basic)	Unified Class of Thread		American National Class of Thread	
			Class 2	Class 3	Class 2B	Class 3B		Max. Class 2	Max. Class 3	Max. Class 2B	Max. Class 3B
#0	-	80	GH1	GH1	GH2	GH1	.0519	.0536	.0532	.0542	.0536
#1	64	-	GH1	GH1	GH2	GH1	.0629	.0648	.0643	.0655	.0648
#1	-	72	GH1	GH1	GH2	GH1	.0640	.0658	.0653	.0665	.0659
#2	56	-	GH1	GH1	GH2	GH1	.0744	.0764	.0759	.0772	.0765
#2	-	64	GH1	GH1	GH2	GH1	.0759	.0778	.0773	.0786	.0779
#3	48	-	GH1	GH1	GH2	GH1	.0855	.0877	.0871	.0885	.0877
#3	-	56	GH1	GH1	GH2	GH1	.0874	.0894	.8890	.0902	.0895
#4	40	-	GH2	GH1	GH2	GH2	.0958	.0982	.0975	.0991	.0982
#4	-	48	GH1	GH1	GH2	GH1	.0985	.1007	.1001	.1016	.1008
#5	40	-	GH2	GH1	GH2	GH2	.1088	.1112	.1105	.1121	.1113
#5	-	44	GH1	GH1	GH2	GH1	.1102	.1125	.1118	.1134	.1126
#6	32	-	GH2	GH1	GH3	GH2	.1177	.1204	.1196	.1214	.1204
#6	-	40	GH2	GH1	GH2	GH2	.1218	.1242	.1235	.1252	.1243
#8	32	-	GH2	GH1	GH3	GH2	.1437	.1464	.1456	.1475	.1465
#8	-	36	GH2	GH1	GH2	GH2	.1460	.1485	.1478	.1496	.1487
#10	24	-	GH3	GH1	GH3	GH3	.1629	.1662	.1653	.1672	.1661
#10	-	32	GH2	GH1	GH3	GH2	.1697	.1724	.1716	.1736	.1726
#12	24	-	GH3	GH1	GH3	GH3	.1889	.1922	.1913	.1933	.1922
#12	-	28	GH3	GH1	GH3	GH3	.1928	.1959	.1950	.1970	.1959
1/4	20	-	GH3	GH2	GH5	GH3	.2175	.2211	.2201	.2223	.2211
1/4	-	28	GH3	GH1	GH4	GH3	.2268	.2299	.2290	.2311	.2300
5/16	18	-	GH3	GH2	GH5	GH3	.2764	.2805	.2794	.2817	.2803
5/16	-	24	GH3	GH1	GH4	GH3	.2854	.2887	.2878	.2902	.2890
3/8	16	-	GH3	GH2	GH5	GH3	.3344	.3389	.3376	.3401	.3387
3/8	-	24	GH3	GH1	GH4	GH3	.3479	.3512	.3503	.3528	.3516
7/16	14	-	GH5	GH3	GH5	GH3	.3911	.3960	.3947	.3972	.3957
7/16	-	20	GH3	GH1	GH5	GH3	.4050	.4086	.4076	.4104	.4091
1/2	13	-	GH5	GH3	GH5	GH3	.4500	.4552	.4537	.4565	.4548
1/2	-	20	GH3	GH1	GH5	GH3	.4675	.4711	.4701	.4731	.4717
9/16	12	-	GH5	GH3	GH5	GH3	.5084	.5140	.5124	.5152	.5135
9/16	-	18	GH3	GH2	GH5	GH3	.5264	.5305	.5294	.5323	.5308
5/8	11	-	GH5	GH3	GH5	GH3	.5660	.5719	.5702	.5732	.5714
5/8	-	18	GH3	GH2	GH5	GH3	.5889	.5930	.5919	.5949	.5934
3/4	10	-	GH5	GH3	GH5	GH3	.6850	.6914	.6895	.6927	.6907
3/4	-	16	GH3	GH2	GH5	GH3	.7094	.7139	.7126	.7159	.7143
7/8	9	-	GH6	GH4	GH6	GH4	.8028	.8098	.8077	.8110	.8089
7/8	-	14	GH4	GH2	GH6	GH4	.8286	.8335	.8322	.8356	.8339
1	8	-	GH6	GH4	GH6	GH4	.9188	.9264	.9242	.9276	.9254
1	-	12	GH4	GH2	GH6	GH4	.9459	.9515	.9499	.9535	.9516

The above recommended taps normally produce the Class of Thread indicated in average materials when used with reasonable care. However, if the tap specified does not give a satisfactory gage fit in the work, a choice of some other limit tap will be necessary.

**15 TAP DRILL SIZES - UNIFIED THREAD**

Size	Threads Per Inch				Minor Diameter			Tap Drill Diameter (Cutting Tap)				
	UNC	UNF	UNEF	UN	Min. 2B&3B	Max. 2B	Max. 3B	80% Thread	75% Thread	70% Thread	65% Thread	60% Thread
#0	-	80	-	-	.0465	.0514	.0514	.0470	.0478	.0486	.0494	.0503
#1	64	-	-	-	.0561	.0623	.0623	.0568	.0578	.0588	.0598	.0608
	-	72	-	-	.0580	.0635	.0635	.0586	.0595	.0604	.0613	.0622
#2	56	-	-	-	.0667	.0737	.0737	.0674	.0686	.0698	.0709	.0721
	-	64	-	-	.0691	.0753	.0753	.0698	.0708	.0718	.0728	.0738
#3	48	-	-	-	.0764	.0845	.0845	.0774	.0787	.0801	.0814	.0828
	-	56	-	-	.0797	.0865	.0865	.0804	.0816	.0828	.0839	.0851
#4	40	-	-	-	.0849	.0939	.0939	.0860	.0876	.0893	.0909	.0925
	-	48	-	-	.0894	.0968	.0968	.0904	.0917	.0931	.0944	.0958
#5	40	-	-	-	.0979	.1062	.1062	.0990	.1006	.1023	.1039	.1055
	-	44	-	-	.1004	.1079	.1079	.1014	.1029	.1043	.1058	.1073
#6	32	-	-	-	.1040	.1140	.1140	.1055	.1076	.1096	.1116	.1136
	-	40	-	-	.1110	.1190	.1186	.1120	.1136	.1153	.1169	.1185
#8	32	-	-	-	.1300	.1390	.1389	.1315	.1336	.1356	.1376	.1396
	-	36	-	-	.1340	.1420	.1416	.1351	.1369	.1387	.1405	.1424
#10	24	-	-	-	.1450	.1560	.1555	.1467	.1494	.1521	.1548	.1575
	-	32	-	-	.1560	.1640	.1641	.1575	.1596	.1616	.1636	.1656
#12	24	-	-	-	.1710	.1810	.1807	.1727	.1754	.1781	.1808	.1835
	-	28	-	-	.1770	.1860	.1857	.1789	.1812	.1835	.1858	.1882
1/4	-	-	32	-	.1820	.1900	.1895	.1835	.1856	.1876	.1896	.1916
	20	-	-	-	.1960	.2070	.2067	.1980	.2013	.2045	.2078	.2110
	-	28	-	-	.2110	.2200	.2190	.2129	.2152	.2175	.2198	.2222
5/16	-	-	32	-	.2160	.2240	.2229	.2175	.2196	.2216	.2236	.2256
	18	-	-	-	.2520	.2650	.2630	.2548	.2584	.2620	.2656	.2692
	-	-	-	20	.2580	.2700	.2680	.2605	.2638	.2670	.2703	.2735
	-	24	-	-	.2670	.2770	.2754	.2692	.2719	.2746	.2773	.2800
	-	-	-	28	.2740	.2820	.2807	.2754	.2777	.2800	.2823	.2847
3/8	-	-	32	-	.2790	.2860	.2847	.2800	.2821	.2841	.2861	.2881
	16	-	-	-	.3070	.3210	.3182	.3101	.3141	.3182	.3222	.3263
	-	-	-	20	.3210	.3320	.3297	.3230	.3263	.3295	.3328	.3360
	-	24	-	-	.3300	.3400	.3372	.3317	.3344	.3371	.3398	.3425
	-	-	-	28	.3360	.3450	.3426	.3379	.3402	.3425	.3448	.3472
7/16	-	-	32	-	.3410	.3490	.3469	.3425	.3446	.3466	.3486	.3506
	14	-	-	-	.3600	.3760	.3717	.3633	.3679	.3726	.3772	.3818
	-	-	-	16	.3700	.3840	.3800	.3726	.3766	.3807	.3847	.3888
	-	20	-	-	.3830	.3950	.3916	.3855	.3888	.3920	.3953	.3985
	-	-	28	-	.3990	.4070	.4051	.4004	.4027	.4050	.4073	.4097
1/2	-	-	-	32	.4040	.4110	.4094	.4050	.4071	.4091	.4111	.4131
	13	-	-	-	.4170	.4340	.4284	.4201	.4251	.4301	.4351	.4400
	-	-	-	16	.4320	.4460	.4419	.4351	.4391	.4432	.4472	.4513
	-	20	-	-	.4460	.4570	.4537	.4480	.4513	.4545	.4578	.4610
	-	-	28	-	.4610	.4700	.4676	.4629	.4652	.4675	.4698	.4722
9/16	-	-	-	32	.4660	.4740	.4719	.4675	.4696	.4716	.4736	.4756
	12	-	-	-	.4720	.4900	.4843	.4759	.4813	.4867	.4921	.4976
	-	-	-	16	.4950	.5090	.5040	.4976	.5016	.5057	.5097	.5138
	-	18	-	-	.5020	.5150	.5106	.5048	.5084	.5120	.5156	.5192
	-	-	-	20	.5080	.5200	.5162	.5105	.5138	.5170	.5203	.5235
	-	-	24	-	.5170	.5270	.5244	.5192	.5219	.5246	.5273	.5300
5/8	-	-	-	28	.5240	.5320	.5301	.5254	.5277	.5300	.5323	.5347
	-	-	-	32	.5290	.5360	.5344	.5300	.5321	.5341	.5361	.5381
	11	-	-	-	.5270	.5460	.5391	.5305	.5364	.5423	.5482	.5541



**TECHNICAL DATA**

THREAD MILLS

COMBO TAPS

SPIRAL FLUTE TAPS

SPIRAL POINT TAPS

STRAIGHT FLUTE TAPS

FORMING TAPS

SCREW THREAD INSERT TAPS

PIPE TAPS

TECHNICAL DATA

Size	Threads Per Inch				Minor Diameter			Tap Drill Diameter (Cutting Tap)				
	UNC	UNF	UNEF	UN	Min. 2B&3B	Max. 2B	Max. 3B	80% Thread	75% Thread	70% Thread	65% Thread	60% Thread
5/8	-	-	-	12	.5350	.5530	.5463	.5384	.5438	.5492	.5546	.5601
	-	-	-	16	.5570	.5710	.5662	.5601	.5641	.5682	.5722	.5763
	-	18	-	-	.5650	.5780	.5730	.5673	.5709	.5745	.5781	.5817
	-	-	-	20	.5710	.5820	.5787	.5730	.5763	.5795	.5828	.5860
	-	-	24	-	.5800	.5900	.5869	.5817	.5844	.5871	.5898	.5925
	-	-	-	28	.5860	.5950	.5926	.5879	.5902	.5925	.5948	.5972
11/16	-	-	-	32	.5910	.5980	.5969	.5925	.5946	.5966	.5986	.6006
	-	-	-	12	.5970	.6150	.6085	.6009	.6063	.6117	.6171	.6226
	-	-	-	16	.6200	.6340	.6284	.6226	.6266	.6307	.6347	.6388
	-	-	-	20	.6330	.6450	.6412	.6355	.6388	.6420	.6453	.6485
	-	-	24	-	.6420	.6520	.6494	.6442	.6469	.6496	.6523	.6550
	-	-	-	28	.6490	.6570	.6551	.6504	.6527	.6550	.6573	.6597
3/4	-	-	-	32	.6540	.6610	.6594	.6550	.6571	.6591	.6611	.6631
	10	-	-	-	.6420	.6630	.6545	.6461	.6526	.6591	.6656	.6721
	-	-	-	12	.6600	.6780	.6707	.6634	.6688	.6742	.6796	.6851
	-	16	-	-	.6820	.6960	.6908	.6851	.6891	.6932	.6972	.7013
	-	-	20	-	.6960	.7070	.7037	.6980	.7013	.7045	.7078	.7110
	-	-	-	28	.7110	.7200	.7176	.7129	.7152	.7175	.7198	.7222
13/16	-	-	-	32	.7160	.7240	.7219	.7175	.7196	.7216	.7236	.7256
	-	-	-	12	.7220	.7400	.7329	.7259	.7313	.7367	.7421	.7476
	-	-	-	16	.7450	.7590	.7533	.7476	.7516	.7557	.7597	.7638
	-	-	20	-	.7580	.7700	.7662	.7605	.7638	.7670	.7703	.7735
	-	-	-	28	.7740	.7820	.7801	.7754	.7777	.7800	.7823	.7847
	-	-	-	32	.7790	.7860	.7844	.7800	.7821	.7841	.7861	.7881
7/8	9	-	-	-	.7550	.7780	.7681	.7595	.7668	.7740	.7812	.7884
	-	-	-	12	.7850	.8030	.7948	.7884	.7938	.7992	.8046	.8101
	-	14	-	-	.7980	.8140	.8068	.8008	.8054	.8101	.8147	.8193
	-	-	-	16	.8070	.8210	.8158	.8101	.8141	.8182	.8222	.8263
	-	-	20	-	.8210	.8320	.8287	.8230	.8263	.8295	.8328	.8360
	-	-	-	28	.8360	.8450	.8426	.8379	.8402	.8425	.8448	.8472
15/16	-	-	-	32	.8410	.8490	.8469	.8425	.8446	.8466	.8486	.8506
	-	-	-	12	.8470	.8650	.8575	.8509	.8563	.8617	.8671	.8726
	-	-	-	16	.8700	.8840	.8783	.8726	.8766	.8807	.8847	.8888
	-	-	20	-	.8830	.8950	.8912	.8855	.8888	.8920	.8953	.8985
	-	-	-	28	.8990	.9070	.9051	.9004	.9027	.9050	.9073	.9097
	-	-	-	32	.9040	.9110	.9094	.9050	.9071	.9091	.9111	.9131
1	8	-	-	-	.8650	.8900	.8797	.8701	.8782	.8863	.8945	.9026
	-	12	-	-	.9100	.9280	.9198	.9134	.9188	.9242	.9296	.9351
	-	-	-	16	.9320	.9460	.9408	.9351	.9391	.9432	.9472	.9513
	-	-	20	-	.9460	.9570	.9537	.9480	.9513	.9545	.9578	.9610
	-	-	-	28	.9610	.9700	.9676	.9629	.9652	.9675	.9698	.9722
	-	-	-	32	.9660	.9740	.9719	.9675	.9696	.9716	.9736	.9756
1-1/16	-	-	-	8	.9270	.9520	.9422	.9326	.9407	.9488	.9570	.9651
	-	-	-	12	.9720	.9900	.9823	.9759	.9813	.9867	.9921	.9976
	-	-	-	16	.9950	1.0090	1.0033	.9976	1.0016	1.0057	1.0097	1.0138
	-	-	18	-	1.0020	1.0150	1.0105	1.0048	1.0084	1.0120	1.0156	1.0192
	-	-	-	20	1.0080	1.0200	1.0162	1.0105	1.0138	1.0170	1.0203	1.0235
	-	-	-	28	1.0240	1.0320	1.0301	1.0254	1.0277	1.0300	1.0323	1.0347
1-1/8	7	-	-	-	.9700	.9980	.9875	.9765	.9858	.9951	1.0044	1.0137
	-	-	-	8	.9900	1.0150	1.0047	.9951	1.0032	1.0113	1.0195	1.0276
	-	12	-	-	1.0350	1.0530	1.0448	1.0384	1.0438	1.0492	1.0546	1.0601
	-	-	-	16	1.0570	1.0710	1.0658	1.0601	1.0641	1.0682	1.0722	1.0763
	-	-	18	-	1.0650	1.0780	1.0730	1.0673	1.0709	1.0745	1.0781	1.0817
	-	-	-	20	1.0710	1.0820	1.0787	1.0730	1.0763	1.0795	1.0828	1.0860

Size	Threads Per Inch				Minor Diameter			Tap Drill Diameter (Cutting Tap)				
	UNC	UNF	UNEF	UN	Min. 2B&3B	Max. 2B	Max. 3B	80% Thread	75% Thread	70% Thread	65% Thread	60% Thread
1-1/8	-	-	-	28	1.0860	1.0950	1.0926	1.0879	1.0902	1.0925	1.0948	1.0972
1-3/16	-	-	-	8	1.0520	1.0770	1.0672	1.0576	1.0657	1.0738	1.0820	1.0901
	-	-	-	12	1.0970	1.1150	1.1073	1.1009	1.1063	1.1117	1.1171	1.1226
	-	-	-	16	1.1200	1.1340	1.1283	1.1226	1.1266	1.1307	1.1347	1.1388
	-	-	18	-	1.1270	1.1400	1.1355	1.1298	1.1334	1.1370	1.1406	1.1442
	-	-	-	20	1.1330	1.1450	1.1412	1.1355	1.1388	1.1420	1.1453	1.1485
	-	-	-	28	1.1490	1.1570	1.1551	1.1504	1.1527	1.1550	1.1573	1.1597
1-1/4	7	-	-	-	1.0950	1.1230	1.1125	1.1015	1.1108	1.1201	1.1294	1.1387
	-	-	-	8	1.1150	1.1400	1.1297	1.1201	1.1282	1.1363	1.1445	1.1526
	-	12	-	-	1.1600	1.1780	1.1698	1.1634	1.1688	1.1742	1.1796	1.1851
	-	-	-	16	1.1820	1.1960	1.1908	1.1851	1.1891	1.1932	1.1972	1.2013
	-	-	18	-	1.1900	1.2030	1.1980	1.1923	1.1959	1.1995	1.2031	1.2067
	-	-	-	20	1.1960	1.2070	1.2037	1.1980	1.2013	1.2045	1.2078	1.2110
1-5/16	-	-	-	28	1.2110	1.2200	1.2176	1.2129	1.2152	1.2175	1.2198	1.2222
	-	-	-	8	1.1770	1.2020	1.2176	1.1826	1.1907	1.1988	1.2070	1.2151
	-	-	-	12	1.2220	1.2400	1.2323	1.2259	1.2313	1.2367	1.2421	1.2476
	-	-	-	16	1.2450	1.2590	1.2533	1.2476	1.2516	1.2557	1.2597	1.2638
	-	-	18	-	1.2520	1.2650	1.2605	1.2548	1.2584	1.2620	1.2656	1.2692
	-	-	-	20	1.2580	1.2700	1.2662	1.2605	1.2638	1.2670	1.2703	1.2735
1-3/8	-	-	-	28	1.2740	1.2820	1.2801	1.2754	1.2777	1.2800	1.2823	1.2847
	6	-	-	-	1.1950	1.2250	1.2146	1.2018	1.2126	1.2235	1.2343	1.2451
	-	-	-	8	1.2400	1.2650	1.2547	1.2451	1.2532	1.2613	1.2695	1.2776
	-	12	-	-	1.2850	1.3030	1.2948	1.2884	1.2938	1.2992	1.3046	1.3101
	-	-	-	16	1.3070	1.3210	1.3158	1.3101	1.3141	1.3182	1.3222	1.3263
	-	-	18	-	1.3150	1.3280	1.3230	1.3173	1.3209	1.3245	1.3281	1.3317
1-7/16	-	-	-	20	1.3210	1.3320	1.3287	1.3230	1.3263	1.3295	1.3328	1.3360
	-	-	-	28	1.3360	1.3450	1.3426	1.3379	1.3402	1.3425	1.3448	1.3472
	-	-	-	6	1.2570	1.2880	1.2770	1.2643	1.2751	1.2860	1.2968	1.3076
	-	-	-	8	1.3020	1.3270	1.3172	1.3076	1.3157	1.3238	1.3320	1.3401
	-	-	-	12	1.3470	1.3650	1.3573	1.3509	1.3563	1.3617	1.3671	1.3726
	-	-	-	16	1.3700	1.3840	1.3783	1.3726	1.3766	1.3807	1.3847	1.3888
1-1/2	-	-	18	-	1.3770	1.3900	1.3855	1.3798	1.3834	1.3870	1.3906	1.3942
	-	-	-	20	1.3830	1.3950	1.3912	1.3855	1.3888	1.3920	1.3953	1.3985
	-	-	-	28	1.3990	1.4070	1.4051	1.4004	1.4027	1.4050	1.4073	1.4097
	6	-	-	-	1.3200	1.3500	1.3396	1.3268	1.3376	1.3485	1.3593	1.3701
	-	-	-	8	1.3650	1.3900	1.3797	1.3701	1.3782	1.3863	1.3945	1.4026
	-	12	-	-	1.4100	1.4280	1.4198	1.4134	1.4188	1.4242	1.4296	1.4351
1-9/16	-	-	-	16	1.4320	1.4460	1.4408	1.4351	1.4391	1.4432	1.4472	1.4513
	-	-	18	-	1.4400	1.4520	1.4480	1.4423	1.4459	1.4495	1.4531	1.4567
	-	-	-	20	1.4460	1.4570	1.4537	1.4480	1.4513	1.4545	1.4578	1.4610
	-	-	-	28	1.4610	1.4700	1.4676	1.4629	1.4652	1.4675	1.4698	1.4722
	-	-	-	6	1.3820	1.4130	1.4021	1.3893	1.4001	1.4110	1.4218	1.4326
	-	-	-	8	1.4270	1.4520	1.4422	1.4326	1.4407	1.4488	1.4570	1.4651
1-5/8	-	-	-	12	1.4720	1.4900	1.4823	1.4759	1.4813	1.4867	1.4921	1.4976
	-	-	-	16	1.4950	1.5090	1.5033	1.4976	1.5016	1.5057	1.5097	1.5138
	-	-	18	-	1.5020	1.5150	1.5105	1.5048	1.5084	1.5120	1.5156	1.5192
	-	-	-	20	1.5080	1.5200	1.5162	1.5105	1.5138	1.5170	1.5203	1.5235
	-	-	-	6	1.4450	1.4750	1.4646	1.4518	1.4626	1.4735	1.4843	1.4951
	-	-	-	8	1.4900	1.5150	1.5047	1.4951	1.5032	1.5113	1.5195	1.5276
1-11/16	-	-	-	12	1.5350	1.5530	1.5448	1.5384	1.5438	1.5492	1.5546	1.5601
	-	-	-	16	1.5570	1.5710	1.5658	1.5601	1.5641	1.5682	1.5722	1.5763
	-	-	18	-	1.5650	1.5780	1.5730	1.5673	1.5709	1.5745	1.5781	1.5817
	-	-	-	20	1.5710	1.5820	1.5787	1.5730	1.5763	1.5795	1.5828	1.5860
1-11/16	-	-	6	1.5070	1.5380	1.5271	1.5143	1.5251	1.5360	1.5468	1.5576	



Size	Threads Per Inch				Minor Diameter			Tap Drill Diameter (Cutting Tap)				
	UNC	UNF	UNEF	UN	Min. 2B&3B	Max. 2B	Max. 3B	80% Thread	75% Thread	70% Thread	65% Thread	60% Thread
1-11/16	-	-	-	8	1.5520	1.5770	1.5672	1.5576	1.5657	1.5738	1.5820	1.5901
	-	-	-	12	1.5970	1.6150	1.6073	1.6009	1.6063	1.6117	1.6171	1.6226
	-	-	-	16	1.6200	1.6340	1.6283	1.6226	1.6266	1.6307	1.6347	1.6388
	-	-	18	-	1.6270	1.6400	1.6355	1.6298	1.6334	1.6370	1.6406	1.6442
	-	-	-	20	1.6330	1.6450	1.6412	1.6355	1.6388	1.6420	1.6453	1.6485
1-3/4	5	-	-	-	1.5340	1.5680	1.5575	1.5422	1.5552	1.5681	1.5811	1.5941
	-	-	-	6	1.5700	1.6000	1.5896	1.5768	1.5876	1.5985	1.6093	1.6201
	-	-	-	8	1.6150	1.6400	1.6297	1.6201	1.6282	1.6363	1.6445	1.6526
	-	-	-	12	1.6600	1.6780	1.6698	1.6634	1.6688	1.6742	1.6796	1.6851
	-	-	-	16	1.6820	1.6960	1.6908	1.6851	1.6891	1.6932	1.6972	1.7013
1-13/16	-	-	-	20	1.6960	1.7070	1.7037	1.6980	1.7013	1.7045	1.7078	1.7110
	-	-	-	6	1.6320	1.6630	1.6521	1.6393	1.6501	1.6610	1.6718	1.6826
	-	-	-	8	1.6770	1.7020	1.6922	1.6826	1.6907	1.6988	1.7070	1.7151
	-	-	-	12	1.7220	1.7400	1.7323	1.7259	1.7313	1.7367	1.7421	1.7476
	-	-	-	16	1.7450	1.7590	1.7533	1.7476	1.7516	1.7557	1.7597	1.7638
1-7/8	-	-	-	20	1.7580	1.7700	1.7662	1.7605	1.7638	1.7670	1.7703	1.7735
	-	-	-	6	1.6950	1.7250	1.7146	1.7018	1.7126	1.7235	1.7343	1.7451
	-	-	-	8	1.7400	1.7650	1.7547	1.7451	1.7532	1.7613	1.7695	1.7776
	-	-	-	12	1.7850	1.8030	1.7948	1.7884	1.7938	1.7992	1.8046	1.8101
	-	-	-	16	1.8070	1.8210	1.8158	1.8101	1.8141	1.8182	1.8222	1.8263
1-15/16	-	-	-	20	1.8210	1.8320	1.8287	1.8230	1.8263	1.8295	1.8328	1.8360
	-	-	-	6	1.7570	1.7880	1.7771	1.7643	1.7751	1.7860	1.7968	1.8076
	-	-	-	8	1.8020	1.8270	1.8172	1.8076	1.8157	1.8238	1.8320	1.8401
	-	-	-	12	1.8470	1.8650	1.8573	1.8509	1.8563	1.8617	1.8671	1.8726
	-	-	-	16	1.8700	1.8840	1.8783	1.8726	1.8766	1.8807	1.8847	1.8888
2	-	-	-	20	1.8830	1.8950	1.8912	1.8855	1.8888	1.8920	1.8953	1.8985
	4 1/2	-	-	-	1.7590	1.7950	1.7861	1.7691	1.7835	1.7979	1.8124	1.8268
	-	-	-	6	1.8200	1.8500	1.8396	1.8268	1.8376	1.8485	1.8593	1.8701
	-	-	-	8	1.8650	1.8900	1.8797	1.8701	1.8782	1.8863	1.8945	1.9026
	-	-	-	12	1.9100	1.9280	1.9198	1.9134	1.9188	1.9242	1.9296	1.9351
2-1/8	-	-	-	16	1.9320	1.9460	1.9408	1.9351	1.9391	1.9432	1.9472	1.9513
	-	-	-	20	1.9460	1.9570	1.9537	1.9480	1.9513	1.9545	1.9578	1.9610
	-	-	-	6	1.9450	1.9750	1.9646	1.9518	1.9626	1.9735	1.9843	1.9951
	-	-	-	8	1.9900	2.0150	2.0047	1.9951	2.0032	2.0113	2.0195	2.0276
	-	-	-	12	2.0350	2.0530	2.0448	2.0384	2.0438	2.0492	2.0546	2.0601
2-1/4	-	-	-	16	2.0570	2.0710	2.0658	2.0601	2.0641	2.0682	2.0722	2.0763
	-	-	-	20	2.0710	2.0820	2.0787	2.0730	2.0763	2.0795	2.0828	2.0860
	4 1/2	-	-	-	2.0090	2.0450	2.0361	2.0191	2.0335	2.0479	2.0624	2.0768
	-	-	-	6	2.0700	2.1000	2.0896	2.0768	2.0876	2.0985	2.1093	2.1201
	-	-	-	8	2.1150	2.1400	2.1297	2.1201	2.1282	2.1363	2.1445	2.1526
2-3/8	-	-	-	12	2.1600	2.1780	2.1698	2.1634	2.1688	2.1742	2.1796	2.1851
	-	-	-	16	2.1820	2.1960	2.1908	2.1851	2.1891	2.1932	2.1972	2.2013
	-	-	-	20	2.1960	2.2070	2.2037	2.1980	2.2013	2.2045	2.2078	2.2110
	-	-	-	6	2.1950	2.2260	2.2146	2.2018	2.2126	2.2235	2.2343	2.2451
	-	-	-	8	2.2400	2.2650	2.2547	2.2451	2.2532	2.2613	2.2695	2.2776
2-1/2	-	-	-	12	2.2850	2.3030	2.2948	2.2884	2.2938	2.2992	2.3046	2.3101
	-	-	-	16	2.3070	2.3210	2.3158	2.3101	2.3141	2.3182	2.3222	2.3263
	-	-	-	20	2.3210	2.3320	2.3287	2.3230	2.3263	2.3295	2.3328	2.3360
	4	-	-	-	2.2290	2.2670	2.2594	2.2402	2.2564	2.2727	2.2889	2.3052
	-	-	-	6	2.3200	2.3500	2.3396	2.3268	2.3376	2.3485	2.3593	2.3701
2-1/2	-	-	-	8	2.3650	2.3900	2.3797	2.3701	2.3782	2.3863	2.3945	2.4026
	-	-	-	12	2.4100	2.4280	2.4198	2.4134	2.4188	2.4242	2.4296	2.4351
	-	-	-	16	2.4320	2.4460	2.4408	2.4351	2.4391	2.4432	2.4472	2.4513
	-	-	-	20	2.4460	2.4570	2.4537	2.4480	2.4513	2.4545	2.4578	2.4610