

SELECTION GUIDE



HSS-E & HSS YG TAP GENERAL

- For General Purpose Through and Blind Hole Applications

Please visit globallyg1.com/mat for material search

Excellent Good

Table with columns: HOLETYPE, TOOL MATERIAL, CHAMFER LEAD, FLUTE TYPE, SPIRAL FLUTE ANGLE. Values: Max. 3.0xD Through Hole, HSS-E, 4P-5P, Spiral Point, -

Table with columns: SERIES, MODEL, and four material categories (I9, J0, J1, J7). Rows include M, M/MF, UNC, UNC/UNF, UNC/UNF/UNS, UNC/UN8, NPT, NPTF, NPS/NPSF.

Table with columns: SURFACE TREATMENT / COATING, and four material categories (Steam Oxide, Bright, TIN, Hardslick).



Main material selection table with columns: ISO, VDI, Material Description, Composition / Structure / Heat Treatment, HB, HRC, and four material categories (I9, J0, J1, J7). Rows include Non-alloy steel, Low alloy steel, High alloyed steel, Stainless steel, Grey cast iron, Nodular cast iron, Malleable cast iron, Aluminum-wrought alloy, Aluminum-cast alloy, Copper and Copper Alloys, Non Metallic Materials, Heat Resistant Super Alloys, Titanium Alloys, Hardened steel, Chilled Cast Iron, Hardened Cast Iron.

Table with columns: HOLETYPE, TOOL MATERIAL, CHAMFER LEAD, FLUTE TYPE, SPIRAL FLUTE ANGLE. Values: Max. 3.0xD Through Hole, HSS-E, 4P-5P, Spiral Point, -

Table with columns: SERIES, MODEL, and five material categories (L7, L8, L9, L3, L4, L5). Rows include M, M/MF, UNC, UNC/UNF, UNC/UNF/UNS, UNC/UN8, NPT, NPTF, NPS/NPSF.

Table with columns: SURFACE TREATMENT / COATING, and five material categories (Bright, TIN, Hardslick, Bright, TICN, Hardslick, Bright, TIN, Hardslick).

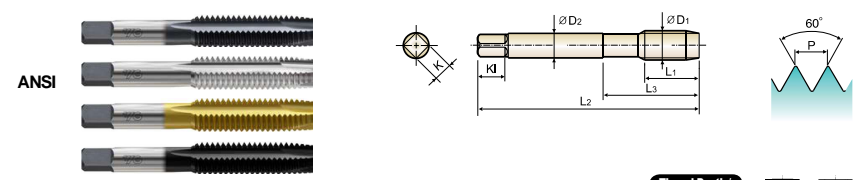


Main material selection table with columns: ISO, VDI, Material Description, Composition / Structure / Heat Treatment, HB, HRC, and five material categories (L7, L8, L9, L3, L4, L5). Rows include Non-alloy steel, Low alloy steel, High alloyed steel, Stainless steel, Grey cast iron, Nodular cast iron, Malleable cast iron, Aluminum-wrought alloy, Aluminum-cast alloy, Copper and Copper Alloys, Non Metallic Materials, Heat Resistant Super Alloys, Titanium Alloys, Hardened steel, Chilled Cast Iron, Hardened Cast Iron.



19/J0/J1/J7 SERIES

Spiral Point Tap Plug Style for General Purpose



Material groups: GS, HSS-E, UNC UNF, USC1 302, 4P-5P, Steam Oxide, Bright, TiN, Hardslick, p.B222. Thread Depth / Hole Type: 3.0xD

Table with columns: Size (D1, T.PI), EDP No. (Steam Oxide, Bright, TiN, Hardslick), Limit, Overall Length (L2), Thread Length (L1), Neck Length (L3), Shank Diameter (D2), Square Size (K), Square Length (KI), No. of Flute. Lists various tap specifications.

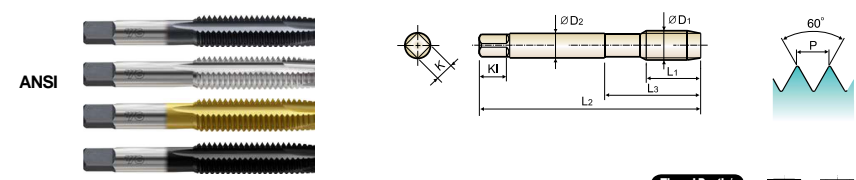
▶ Steam Oxide is not recommended for Aluminum and Aluminum alloys. ▶ NEXT PAGE

ISO Material Recommendation table for various materials like Non-alloy steel, Low alloy steel, High alloyed steel, Stainless steel, Grey cast iron, Nodular cast iron, Malleable cast iron, Aluminum-wrought alloy, Aluminum-cast, alloyed, Copper and Copper Alloys, Non Metallic Materials, Heat Resistant Super Alloys, Titanium Alloys, Hardened steel, Chilled Cast Iron, Hardened Cast Iron.



19/J0/J1/J7 SERIES

Spiral Point Tap Plug Style for General Purpose



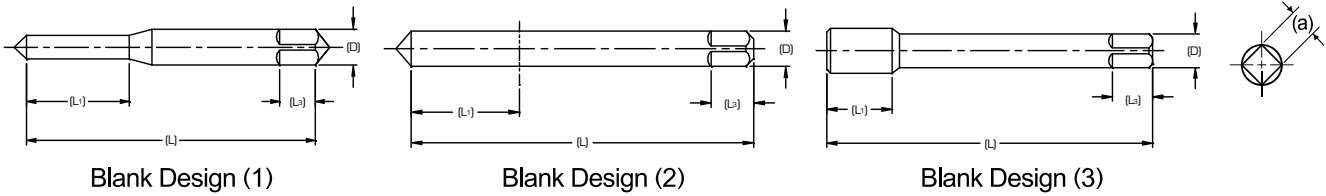
Material groups: GS, HSS-E, UNC UNF, USC1 302, 4P-5P, Steam Oxide, Bright, TiN, Hardslick, p.B222. Thread Depth / Hole Type: 3.0xD

Table with columns: Size (D1, T.PI), EDP No. (Steam Oxide, Bright, TiN, Hardslick), Limit, Overall Length (L2), Thread Length (L1), Neck Length (L3), Shank Diameter (D2), Square Size (K), Square Length (KI), No. of Flute. Lists various tap specifications.

▶ Steam Oxide is not recommended for Aluminum and Aluminum alloys.

ISO Material Recommendation table for various materials like Non-alloy steel, Low alloy steel, High alloyed steel, Stainless steel, Grey cast iron, Nodular cast iron, Malleable cast iron, Aluminum-wrought alloy, Aluminum-cast, alloyed, Copper and Copper Alloys, Non Metallic Materials, Heat Resistant Super Alloys, Titanium Alloys, Hardened steel, Chilled Cast Iron, Hardened Cast Iron.

6 YG-1 USCTI 302 TAP BLANK DIMENSION



Blank Design (1)

Blank Design (2)

Blank Design (3)

Unified Tap Blank

Nominal Size	Overall Length	Thread Length	Shank Diameter	Square Length	Square Size	Blank Design No.
	(L)	(L ₁)	(D)	(L _s)	(a)	
#0	1.63	.31	.141	.19	.110	1
#1	1.69	.38	.141	.19	.110	1
#2	1.75	.44	.141	.19	.110	1
#3	1.81	.50	.141	.19	.110	1
#4	1.88	.56	.141	.19	.110	1
#5	1.94	.63	.141	.19	.110	1
#6	2.00	.69	.141	.19	.110	1
#8	2.13	.75	.168	.25	.131	1
#10	2.38	.88	.194	.25	.152	1
#12	2.38	.94	.220	.28	.165	1
1/4	2.50	1.00	.255	.31	.191	2
5/16	2.72	1.13	.318	.38	.238	2
3/8	2.94	1.25	.381	.44	.286	2
7/16	3.16	1.44	.323	.41	.242	3
1/2	3.38	1.66	.367	.44	.275	3
9/16	3.59	1.66	.429	.50	.322	3
5/8	3.81	1.81	.480	.56	.360	3
11/16	4.03	1.81	.542	.63	.406	3
3/4	4.25	2.00	.590	.69	.442	3
13/16	4.47	2.00	.652	.69	.489	3
7/8	4.69	2.22	.697	.75	.523	3
15/16	4.91	2.22	.760	.75	.570	3
1	5.13	2.50	.800	.81	.600	3
1-1/8	5.44	2.56	.896	.88	.672	3
1-1/4	5.75	2.56	1.021	1.00	.766	3
1-3/8	6.06	3.00	1.108	1.06	.831	3
1-1/2	6.38	3.00	1.233	1.13	.925	3

Metric Tap Blank

Nominal Size	Overall Length	Thread Length	Shank Diameter	Square Length	Square Size	Blank Design No.
	(L)	(L ₁)	(D)	(L _s)	(a)	
M1.6	1.63	.310	.141	.19	.110	1
M1.8	1.69	.380	.141	.19	.110	1
M2	1.75	.440	.141	.19	.110	1
M2.5	1.81	.500	.141	.19	.110	1
M3	1.94	.630	.141	.19	.110	1
M3.5	2.00	.690	.141	.19	.110	1
M4	2.13	.750	.168	.25	.131	1
M4.5	2.38	.880	.194	.25	.152	1
M5	2.38	.880	.194	.25	.152	1
M6	2.50	1.00	.255	.31	.191	2
M7	2.72	1.13	.318	.38	.238	2
M8	2.72	1.13	.318	.38	.238	2
M10	2.94	1.25	.381	.44	.286	2
M12	3.38	1.66	.367	.44	.275	3
M14	3.59	1.66	.429	.50	.322	3
M16	3.81	1.81	.480	.56	.360	3
M18	4.03	1.81	.542	.63	.406	3
M20	4.47	2.00	.652	.69	.489	3
M22	4.69	2.22	.697	.75	.523	3
M24	4.91	2.22	.760	.75	.570	3
M30	5.44	2.56	1.021	1.00	.766	3
M33	5.75	2.56	1.108	1.06	.831	3
M36	6.06	3.00	1.233	1.13	.925	3



TAP RECOMMENDATIONS FOR CLASSES OF THREAD - INCH

Internal Screw Thread Classes and Tap Recommendations

Size	Threads per Inch		Recommended Tap for Class of Thread				Pitch Diameter Limits for Class of Thread				
	UNC	UNF	Unified Class of Thread		American National Class of Thread		Min. All Class (Basic)	Unified Class of Thread		American National Class of Thread	
			Class 2	Class 3	Class 2B	Class 3B		Max. Class 2	Max. Class 3	Max. Class 2B	Max. Class 3B
#0	-	80	GH1	GH1	GH2	GH1	.0519	.0536	.0532	.0542	.0536
#1	64	-	GH1	GH1	GH2	GH1	.0629	.0648	.0643	.0655	.0648
#1	-	72	GH1	GH1	GH2	GH1	.0640	.0658	.0653	.0665	.0659
#2	56	-	GH1	GH1	GH2	GH1	.0744	.0764	.0759	.0772	.0765
#2	-	64	GH1	GH1	GH2	GH1	.0759	.0778	.0773	.0786	.0779
#3	48	-	GH1	GH1	GH2	GH1	.0855	.0877	.0871	.0885	.0877
#3	-	56	GH1	GH1	GH2	GH1	.0874	.0894	.8890	.0902	.0895
#4	40	-	GH2	GH1	GH2	GH2	.0958	.0982	.0975	.0991	.0982
#4	-	48	GH1	GH1	GH2	GH1	.0985	.1007	.1001	.1016	.1008
#5	40	-	GH2	GH1	GH2	GH2	.1088	.1112	.1105	.1121	.1113
#5	-	44	GH1	GH1	GH2	GH1	.1102	.1125	.1118	.1134	.1126
#6	32	-	GH2	GH1	GH3	GH2	.1177	.1204	.1196	.1214	.1204
#6	-	40	GH2	GH1	GH2	GH2	.1218	.1242	.1235	.1252	.1243
#8	32	-	GH2	GH1	GH3	GH2	.1437	.1464	.1456	.1475	.1465
#8	-	36	GH2	GH1	GH2	GH2	.1460	.1485	.1478	.1496	.1487
#10	24	-	GH3	GH1	GH3	GH3	.1629	.1662	.1653	.1672	.1661
#10	-	32	GH2	GH1	GH3	GH2	.1697	.1724	.1716	.1736	.1726
#12	24	-	GH3	GH1	GH3	GH3	.1889	.1922	.1913	.1933	.1922
#12	-	28	GH3	GH1	GH3	GH3	.1928	.1959	.1950	.1970	.1959
1/4	20	-	GH3	GH2	GH5	GH3	.2175	.2211	.2201	.2223	.2211
1/4	-	28	GH3	GH1	GH4	GH3	.2268	.2299	.2290	.2311	.2300
5/16	18	-	GH3	GH2	GH5	GH3	.2764	.2805	.2794	.2817	.2803
5/16	-	24	GH3	GH1	GH4	GH3	.2854	.2887	.2878	.2902	.2890
3/8	16	-	GH3	GH2	GH5	GH3	.3344	.3389	.3376	.3401	.3387
3/8	-	24	GH3	GH1	GH4	GH3	.3479	.3512	.3503	.3528	.3516
7/16	14	-	GH5	GH3	GH5	GH3	.3911	.3960	.3947	.3972	.3957
7/16	-	20	GH3	GH1	GH5	GH3	.4050	.4086	.4076	.4104	.4091
1/2	13	-	GH5	GH3	GH5	GH3	.4500	.4552	.4537	.4565	.4548
1/2	-	20	GH3	GH1	GH5	GH3	.4675	.4711	.4701	.4731	.4717
9/16	12	-	GH5	GH3	GH5	GH3	.5084	.5140	.5124	.5152	.5135
9/16	-	18	GH3	GH2	GH5	GH3	.5264	.5305	.5294	.5323	.5308
5/8	11	-	GH5	GH3	GH5	GH3	.5660	.5719	.5702	.5732	.5714
5/8	-	18	GH3	GH2	GH5	GH3	.5889	.5930	.5919	.5949	.5934
3/4	10	-	GH5	GH3	GH5	GH3	.6850	.6914	.6895	.6927	.6907
3/4	-	16	GH3	GH2	GH5	GH3	.7094	.7139	.7126	.7159	.7143
7/8	9	-	GH6	GH4	GH6	GH4	.8028	.8098	.8077	.8110	.8089
7/8	-	14	GH4	GH2	GH6	GH4	.8286	.8335	.8322	.8356	.8339
1	8	-	GH6	GH4	GH6	GH4	.9188	.9264	.9242	.9276	.9254
1	-	12	GH4	GH2	GH6	GH4	.9459	.9515	.9499	.9535	.9516

The above recommended taps normally produce the Class of Thread indicated in average materials when used with reasonable care. However, if the tap specified does not give a satisfactory gage fit in the work, a choice of some other limit tap will be necessary.

15 TAP DRILL SIZES - UNIFIED THREAD

Size	Threads Per Inch				Minor Diameter			Tap Drill Diameter (Cutting Tap)				
	UNC	UNF	UNEF	UN	Min. 2B&3B	Max. 2B	Max. 3B	80% Thread	75% Thread	70% Thread	65% Thread	60% Thread
#0	-	80	-	-	.0465	.0514	.0514	.0470	.0478	.0486	.0494	.0503
#1	64	-	-	-	.0561	.0623	.0623	.0568	.0578	.0588	.0598	.0608
	-	72	-	-	.0580	.0635	.0635	.0586	.0595	.0604	.0613	.0622
#2	56	-	-	-	.0667	.0737	.0737	.0674	.0686	.0698	.0709	.0721
	-	64	-	-	.0691	.0753	.0753	.0698	.0708	.0718	.0728	.0738
#3	48	-	-	-	.0764	.0845	.0845	.0774	.0787	.0801	.0814	.0828
	-	56	-	-	.0797	.0865	.0865	.0804	.0816	.0828	.0839	.0851
#4	40	-	-	-	.0849	.0939	.0939	.0860	.0876	.0893	.0909	.0925
	-	48	-	-	.0894	.0968	.0968	.0904	.0917	.0931	.0944	.0958
#5	40	-	-	-	.0979	.1062	.1062	.0990	.1006	.1023	.1039	.1055
	-	44	-	-	.1004	.1079	.1079	.1014	.1029	.1043	.1058	.1073
#6	32	-	-	-	.1040	.1140	.1140	.1055	.1076	.1096	.1116	.1136
	-	40	-	-	.1110	.1190	.1186	.1120	.1136	.1153	.1169	.1185
#8	32	-	-	-	.1300	.1390	.1389	.1315	.1336	.1356	.1376	.1396
	-	36	-	-	.1340	.1420	.1416	.1351	.1369	.1387	.1405	.1424
#10	24	-	-	-	.1450	.1560	.1555	.1467	.1494	.1521	.1548	.1575
	-	32	-	-	.1560	.1640	.1641	.1575	.1596	.1616	.1636	.1656
#12	24	-	-	-	.1710	.1810	.1807	.1727	.1754	.1781	.1808	.1835
	-	28	-	-	.1770	.1860	.1857	.1789	.1812	.1835	.1858	.1882
1/4	-	-	32	-	.1820	.1900	.1895	.1835	.1856	.1876	.1896	.1916
	20	-	-	-	.1960	.2070	.2067	.1980	.2013	.2045	.2078	.2110
	-	28	-	-	.2110	.2200	.2190	.2129	.2152	.2175	.2198	.2222
5/16	-	-	32	-	.2160	.2240	.2229	.2175	.2196	.2216	.2236	.2256
	18	-	-	-	.2520	.2650	.2630	.2548	.2584	.2620	.2656	.2692
	-	-	-	20	.2580	.2700	.2680	.2605	.2638	.2670	.2703	.2735
	-	24	-	-	.2670	.2770	.2754	.2692	.2719	.2746	.2773	.2800
	-	-	-	28	.2740	.2820	.2807	.2754	.2777	.2800	.2823	.2847
3/8	-	-	32	-	.2790	.2860	.2847	.2800	.2821	.2841	.2861	.2881
	16	-	-	-	.3070	.3210	.3182	.3101	.3141	.3182	.3222	.3263
	-	-	-	20	.3210	.3320	.3297	.3230	.3263	.3295	.3328	.3360
	-	24	-	-	.3300	.3400	.3372	.3317	.3344	.3371	.3398	.3425
	-	-	-	28	.3360	.3450	.3426	.3379	.3402	.3425	.3448	.3472
7/16	-	-	32	-	.3410	.3490	.3469	.3425	.3446	.3466	.3486	.3506
	14	-	-	-	.3600	.3760	.3717	.3633	.3679	.3726	.3772	.3818
	-	-	-	16	.3700	.3840	.3800	.3726	.3766	.3807	.3847	.3888
	-	20	-	-	.3830	.3950	.3916	.3855	.3888	.3920	.3953	.3985
	-	-	28	-	.3990	.4070	.4051	.4004	.4027	.4050	.4073	.4097
1/2	-	-	-	32	.4040	.4110	.4094	.4050	.4071	.4091	.4111	.4131
	13	-	-	-	.4170	.4340	.4284	.4201	.4251	.4301	.4351	.4400
	-	-	-	16	.4320	.4460	.4419	.4351	.4391	.4432	.4472	.4513
	-	20	-	-	.4460	.4570	.4537	.4480	.4513	.4545	.4578	.4610
	-	-	28	-	.4610	.4700	.4676	.4629	.4652	.4675	.4698	.4722
9/16	-	-	-	32	.4660	.4740	.4719	.4675	.4696	.4716	.4736	.4756
	12	-	-	-	.4720	.4900	.4843	.4759	.4813	.4867	.4921	.4976
	-	-	-	16	.4950	.5090	.5040	.4976	.5016	.5057	.5097	.5138
	-	18	-	-	.5020	.5150	.5106	.5048	.5084	.5120	.5156	.5192
	-	-	-	20	.5080	.5200	.5162	.5105	.5138	.5170	.5203	.5235
	-	-	24	-	.5170	.5270	.5244	.5192	.5219	.5246	.5273	.5300
5/8	-	-	-	28	.5240	.5320	.5301	.5254	.5277	.5300	.5323	.5347
	-	-	-	32	.5290	.5360	.5344	.5300	.5321	.5341	.5361	.5381
	11	-	-	-	.5270	.5460	.5391	.5305	.5364	.5423	.5482	.5541



TECHNICAL DATA

THREAD MILLS

COMBO TAPS

SPIRAL FLUTE TAPS

SPIRAL POINT TAPS

STRAIGHT FLUTE TAPS

FORMING TAPS

SCREW THREAD INSERT TAPS

PIPE TAPS

TECHNICAL DATA

Size	Threads Per Inch				Minor Diameter			Tap Drill Diameter (Cutting Tap)				
	UNC	UNF	UNEF	UN	Min. 2B&3B	Max. 2B	Max. 3B	80% Thread	75% Thread	70% Thread	65% Thread	60% Thread
5/8	-	-	-	12	.5350	.5530	.5463	.5384	.5438	.5492	.5546	.5601
	-	-	-	16	.5570	.5710	.5662	.5601	.5641	.5682	.5722	.5763
	-	18	-	-	.5650	.5780	.5730	.5673	.5709	.5745	.5781	.5817
	-	-	-	20	.5710	.5820	.5787	.5730	.5763	.5795	.5828	.5860
	-	-	24	-	.5800	.5900	.5869	.5817	.5844	.5871	.5898	.5925
	-	-	-	28	.5860	.5950	.5926	.5879	.5902	.5925	.5948	.5972
11/16	-	-	-	32	.5910	.5980	.5969	.5925	.5946	.5966	.5986	.6006
	-	-	-	12	.5970	.6150	.6085	.6009	.6063	.6117	.6171	.6226
	-	-	-	16	.6200	.6340	.6284	.6226	.6266	.6307	.6347	.6388
	-	-	-	20	.6330	.6450	.6412	.6355	.6388	.6420	.6453	.6485
	-	-	24	-	.6420	.6520	.6494	.6442	.6469	.6496	.6523	.6550
	-	-	-	28	.6490	.6570	.6551	.6504	.6527	.6550	.6573	.6597
3/4	-	-	-	32	.6540	.6610	.6594	.6550	.6571	.6591	.6611	.6631
	10	-	-	-	.6420	.6630	.6545	.6461	.6526	.6591	.6656	.6721
	-	-	-	12	.6600	.6780	.6707	.6634	.6688	.6742	.6796	.6851
	-	16	-	-	.6820	.6960	.6908	.6851	.6891	.6932	.6972	.7013
	-	-	20	-	.6960	.7070	.7037	.6980	.7013	.7045	.7078	.7110
	-	-	-	28	.7110	.7200	.7176	.7129	.7152	.7175	.7198	.7222
13/16	-	-	-	32	.7160	.7240	.7219	.7175	.7196	.7216	.7236	.7256
	-	-	-	12	.7220	.7400	.7329	.7259	.7313	.7367	.7421	.7476
	-	-	-	16	.7450	.7590	.7533	.7476	.7516	.7557	.7597	.7638
	-	-	20	-	.7580	.7700	.7662	.7605	.7638	.7670	.7703	.7735
	-	-	-	28	.7740	.7820	.7801	.7754	.7777	.7800	.7823	.7847
	-	-	-	32	.7790	.7860	.7844	.7800	.7821	.7841	.7861	.7881
7/8	9	-	-	-	.7550	.7780	.7681	.7595	.7668	.7740	.7812	.7884
	-	-	-	12	.7850	.8030	.7948	.7884	.7938	.7992	.8046	.8101
	-	14	-	-	.7980	.8140	.8068	.8008	.8054	.8101	.8147	.8193
	-	-	-	16	.8070	.8210	.8158	.8101	.8141	.8182	.8222	.8263
	-	-	20	-	.8210	.8320	.8287	.8230	.8263	.8295	.8328	.8360
	-	-	-	28	.8360	.8450	.8426	.8379	.8402	.8425	.8448	.8472
15/16	-	-	-	32	.8410	.8490	.8469	.8425	.8446	.8466	.8486	.8506
	-	-	-	12	.8470	.8650	.8575	.8509	.8563	.8617	.8671	.8726
	-	-	-	16	.8700	.8840	.8783	.8726	.8766	.8807	.8847	.8888
	-	-	20	-	.8830	.8950	.8912	.8855	.8888	.8920	.8953	.8985
	-	-	-	28	.8990	.9070	.9051	.9004	.9027	.9050	.9073	.9097
	-	-	-	32	.9040	.9110	.9094	.9050	.9071	.9091	.9111	.9131
1	8	-	-	-	.8650	.8900	.8797	.8701	.8782	.8863	.8945	.9026
	-	12	-	-	.9100	.9280	.9198	.9134	.9188	.9242	.9296	.9351
	-	-	-	16	.9320	.9460	.9408	.9351	.9391	.9432	.9472	.9513
	-	-	20	-	.9460	.9570	.9537	.9480	.9513	.9545	.9578	.9610
	-	-	-	28	.9610	.9700	.9676	.9629	.9652	.9675	.9698	.9722
	-	-	-	32	.9660	.9740	.9719	.9675	.9696	.9716	.9736	.9756
1-1/16	-	-	-	8	.9270	.9520	.9422	.9326	.9407	.9488	.9570	.9651
	-	-	-	12	.9720	.9900	.9823	.9759	.9813	.9867	.9921	.9976
	-	-	-	16	.9950	1.0090	1.0033	.9976	1.0016	1.0057	1.0097	1.0138
	-	-	18	-	1.0020	1.0150	1.0105	1.0048	1.0084	1.0120	1.0156	1.0192
	-	-	-	20	1.0080	1.0200	1.0162	1.0105	1.0138	1.0170	1.0203	1.0235
	-	-	-	28	1.0240	1.0320	1.0301	1.0254	1.0277	1.0300	1.0323	1.0347
1-1/8	7	-	-	-	.9700	.9980	.9875	.9765	.9858	.9951	1.0044	1.0137
	-	-	-	8	.9900	1.0150	1.0047	.9951	1.0032	1.0113	1.0195	1.0276
	-	12	-	-	1.0350	1.0530	1.0448	1.0384	1.0438	1.0492	1.0546	1.0601
	-	-	-	16	1.0570	1.0710	1.0658	1.0601	1.0641	1.0682	1.0722	1.0763
	-	-	18	-	1.0650	1.0780	1.0730	1.0673	1.0709	1.0745	1.0781	1.0817
	-	-	-	20	1.0710	1.0820	1.0787	1.0730	1.0763	1.0795	1.0828	1.0860

Size	Threads Per Inch				Minor Diameter			Tap Drill Diameter (Cutting Tap)				
	UNC	UNF	UNEF	UN	Min. 2B&3B	Max. 2B	Max. 3B	80% Thread	75% Thread	70% Thread	65% Thread	60% Thread
1-1/8	-	-	-	28	1.0860	1.0950	1.0926	1.0879	1.0902	1.0925	1.0948	1.0972
1-3/16	-	-	-	8	1.0520	1.0770	1.0672	1.0576	1.0657	1.0738	1.0820	1.0901
	-	-	-	12	1.0970	1.1150	1.1073	1.1009	1.1063	1.1117	1.1171	1.1226
	-	-	-	16	1.1200	1.1340	1.1283	1.1226	1.1266	1.1307	1.1347	1.1388
	-	-	18	-	1.1270	1.1400	1.1355	1.1298	1.1334	1.1370	1.1406	1.1442
	-	-	-	20	1.1330	1.1450	1.1412	1.1355	1.1388	1.1420	1.1453	1.1485
	-	-	-	28	1.1490	1.1570	1.1551	1.1504	1.1527	1.1550	1.1573	1.1597
1-1/4	7	-	-	-	1.0950	1.1230	1.1125	1.1015	1.1108	1.1201	1.1294	1.1387
	-	-	-	8	1.1150	1.1400	1.1297	1.1201	1.1282	1.1363	1.1445	1.1526
	-	12	-	-	1.1600	1.1780	1.1698	1.1634	1.1688	1.1742	1.1796	1.1851
	-	-	-	16	1.1820	1.1960	1.1908	1.1851	1.1891	1.1932	1.1972	1.2013
	-	-	18	-	1.1900	1.2030	1.1980	1.1923	1.1959	1.1995	1.2031	1.2067
	-	-	-	20	1.1960	1.2070	1.2037	1.1980	1.2013	1.2045	1.2078	1.2110
1-5/16	-	-	-	28	1.2110	1.2200	1.2176	1.2129	1.2152	1.2175	1.2198	1.2222
	-	-	-	8	1.1770	1.2020	1.2176	1.1826	1.1907	1.1988	1.2070	1.2151
	-	-	-	12	1.2220	1.2400	1.2323	1.2259	1.2313	1.2367	1.2421	1.2476
	-	-	-	16	1.2450	1.2590	1.2533	1.2476	1.2516	1.2557	1.2597	1.2638
	-	-	18	-	1.2520	1.2650	1.2605	1.2548	1.2584	1.2620	1.2656	1.2692
	-	-	-	20	1.2580	1.2700	1.2662	1.2605	1.2638	1.2670	1.2703	1.2735
1-3/8	-	-	-	28	1.2740	1.2820	1.2801	1.2754	1.2777	1.2800	1.2823	1.2847
	6	-	-	-	1.1950	1.2250	1.2146	1.2018	1.2126	1.2235	1.2343	1.2451
	-	-	-	8	1.2400	1.2650	1.2547	1.2451	1.2532	1.2613	1.2695	1.2776
	-	12	-	-	1.2850	1.3030	1.2948	1.2884	1.2938	1.2992	1.3046	1.3101
	-	-	-	16	1.3070	1.3210	1.3158	1.3101	1.3141	1.3182	1.3222	1.3263
	-	-	18	-	1.3150	1.3280	1.3230	1.3173	1.3209	1.3245	1.3281	1.3317
1-7/16	-	-	-	20	1.3210	1.3320	1.3287	1.3230	1.3263	1.3295	1.3328	1.3360
	-	-	-	28	1.3360	1.3450	1.3426	1.3379	1.3402	1.3425	1.3448	1.3472
	-	-	-	6	1.2570	1.2880	1.2770	1.2643	1.2751	1.2860	1.2968	1.3076
	-	-	-	8	1.3020	1.3270	1.3172	1.3076	1.3157	1.3238	1.3320	1.3401
	-	-	-	12	1.3470	1.3650	1.3573	1.3509	1.3563	1.3617	1.3671	1.3726
	-	-	-	16	1.3700	1.3840	1.3783	1.3726	1.3766	1.3807	1.3847	1.3888
1-1/2	-	-	18	-	1.3770	1.3900	1.3855	1.3798	1.3834	1.3870	1.3906	1.3942
	-	-	-	20	1.3830	1.3950	1.3912	1.3855	1.3888	1.3920	1.3953	1.3985
	-	-	-	28	1.3990	1.4070	1.4051	1.4004	1.4027	1.4050	1.4073	1.4097
	6	-	-	-	1.3200	1.3500	1.3396	1.3268	1.3376	1.3485	1.3593	1.3701
	-	-	-	8	1.3650	1.3900	1.3797	1.3701	1.3782	1.3863	1.3945	1.4026
	-	12	-	-	1.4100	1.4280	1.4198	1.4134	1.4188	1.4242	1.4296	1.4351
1-9/16	-	-	-	16	1.4320	1.4460	1.4408	1.4351	1.4391	1.4432	1.4472	1.4513
	-	-	18	-	1.4400	1.4520	1.4480	1.4423	1.4459	1.4495	1.4531	1.4567
	-	-	-	20	1.4460	1.4570	1.4537	1.4480	1.4513	1.4545	1.4578	1.4610
	-	-	-	28	1.4610	1.4700	1.4676	1.4629	1.4652	1.4675	1.4698	1.4722
	-	-	-	6	1.3820	1.4130	1.4021	1.3893	1.4001	1.4110	1.4218	1.4326
	-	-	-	8	1.4270	1.4520	1.4422	1.4326	1.4407	1.4488	1.4570	1.4651
1-5/8	-	-	-	12	1.4720	1.4900	1.4823	1.4759	1.4813	1.4867	1.4921	1.4976
	-	-	-	16	1.4950	1.5090	1.5033	1.4976	1.5016	1.5057	1.5097	1.5138
	-	-	18	-	1.5020	1.5150	1.5105	1.5048	1.5084	1.5120	1.5156	1.5192
	-	-	-	20	1.5080	1.5200	1.5162	1.5105	1.5138	1.5170	1.5203	1.5235
	-	-	-	6	1.4450	1.4750	1.4646	1.4518	1.4626	1.4735	1.4843	1.4951
	-	-	-	8	1.4900	1.5150	1.5047	1.4951	1.5032	1.5113	1.5195	1.5276
1-11/16	-	-	-	12	1.5350	1.5530	1.5448	1.5384	1.5438	1.5492	1.5546	1.5601
	-	-	-	16	1.5570	1.5710	1.5658	1.5601	1.5641	1.5682	1.5722	1.5763
	-	-	18	-	1.5650	1.5780	1.5730	1.5673	1.5709	1.5745	1.5781	1.5817
	-	-	-	20	1.5710	1.5820	1.5787	1.5730	1.5763	1.5795	1.5828	1.5860
1-11/16	-	-	-	6	1.5070	1.5380	1.5271	1.5143	1.5251	1.5360	1.5468	1.5576



Size	Threads Per Inch				Minor Diameter			Tap Drill Diameter (Cutting Tap)				
	UNC	UNF	UNEF	UN	Min. 2B&3B	Max. 2B	Max. 3B	80% Thread	75% Thread	70% Thread	65% Thread	60% Thread
1-11/16	-	-	-	8	1.5520	1.5770	1.5672	1.5576	1.5657	1.5738	1.5820	1.5901
	-	-	-	12	1.5970	1.6150	1.6073	1.6009	1.6063	1.6117	1.6171	1.6226
	-	-	-	16	1.6200	1.6340	1.6283	1.6226	1.6266	1.6307	1.6347	1.6388
	-	-	18	-	1.6270	1.6400	1.6355	1.6298	1.6334	1.6370	1.6406	1.6442
	-	-	-	20	1.6330	1.6450	1.6412	1.6355	1.6388	1.6420	1.6453	1.6485
1-3/4	5	-	-	-	1.5340	1.5680	1.5575	1.5422	1.5552	1.5681	1.5811	1.5941
	-	-	-	6	1.5700	1.6000	1.5896	1.5768	1.5876	1.5985	1.6093	1.6201
	-	-	-	8	1.6150	1.6400	1.6297	1.6201	1.6282	1.6363	1.6445	1.6526
	-	-	-	12	1.6600	1.6780	1.6698	1.6634	1.6688	1.6742	1.6796	1.6851
	-	-	-	16	1.6820	1.6960	1.6908	1.6851	1.6891	1.6932	1.6972	1.7013
1-13/16	-	-	-	20	1.6960	1.7070	1.7037	1.6980	1.7013	1.7045	1.7078	1.7110
	-	-	-	6	1.6320	1.6630	1.6521	1.6393	1.6501	1.6610	1.6718	1.6826
	-	-	-	8	1.6770	1.7020	1.6922	1.6826	1.6907	1.6988	1.7070	1.7151
	-	-	-	12	1.7220	1.7400	1.7323	1.7259	1.7313	1.7367	1.7421	1.7476
	-	-	-	16	1.7450	1.7590	1.7533	1.7476	1.7516	1.7557	1.7597	1.7638
1-7/8	-	-	-	20	1.7580	1.7700	1.7662	1.7605	1.7638	1.7670	1.7703	1.7735
	-	-	-	6	1.6950	1.7250	1.7146	1.7018	1.7126	1.7235	1.7343	1.7451
	-	-	-	8	1.7400	1.7650	1.7547	1.7451	1.7532	1.7613	1.7695	1.7776
	-	-	-	12	1.7850	1.8030	1.7948	1.7884	1.7938	1.7992	1.8046	1.8101
	-	-	-	16	1.8070	1.8210	1.8158	1.8101	1.8141	1.8182	1.8222	1.8263
1-15/16	-	-	-	20	1.8210	1.8320	1.8287	1.8230	1.8263	1.8295	1.8328	1.8360
	-	-	-	6	1.7570	1.7880	1.7771	1.7643	1.7751	1.7860	1.7968	1.8076
	-	-	-	8	1.8020	1.8270	1.8172	1.8076	1.8157	1.8238	1.8320	1.8401
	-	-	-	12	1.8470	1.8650	1.8573	1.8509	1.8563	1.8617	1.8671	1.8726
	-	-	-	16	1.8700	1.8840	1.8783	1.8726	1.8766	1.8807	1.8847	1.8888
2	-	-	-	20	1.8830	1.8950	1.8912	1.8855	1.8888	1.8920	1.8953	1.8985
	4 1/2	-	-	-	1.7590	1.7950	1.7861	1.7691	1.7835	1.7979	1.8124	1.8268
	-	-	-	6	1.8200	1.8500	1.8396	1.8268	1.8376	1.8485	1.8593	1.8701
	-	-	-	8	1.8650	1.8900	1.8797	1.8701	1.8782	1.8863	1.8945	1.9026
	-	-	-	12	1.9100	1.9280	1.9198	1.9134	1.9188	1.9242	1.9296	1.9351
2-1/8	-	-	-	16	1.9320	1.9460	1.9408	1.9351	1.9391	1.9432	1.9472	1.9513
	-	-	-	20	1.9460	1.9570	1.9537	1.9480	1.9513	1.9545	1.9578	1.9610
	-	-	-	6	1.9450	1.9750	1.9646	1.9518	1.9626	1.9735	1.9843	1.9951
	-	-	-	8	1.9900	2.0150	2.0047	1.9951	2.0032	2.0113	2.0195	2.0276
	-	-	-	12	2.0350	2.0530	2.0448	2.0384	2.0438	2.0492	2.0546	2.0601
2-1/4	-	-	-	16	2.0570	2.0710	2.0658	2.0601	2.0641	2.0682	2.0722	2.0763
	-	-	-	20	2.0710	2.0820	2.0787	2.0730	2.0763	2.0795	2.0828	2.0860
	4 1/2	-	-	-	2.0090	2.0450	2.0361	2.0191	2.0335	2.0479	2.0624	2.0768
	-	-	-	6	2.0700	2.1000	2.0896	2.0768	2.0876	2.0985	2.1093	2.1201
	-	-	-	8	2.1150	2.1400	2.1297	2.1201	2.1282	2.1363	2.1445	2.1526
2-3/8	-	-	-	12	2.1600	2.1780	2.1698	2.1634	2.1688	2.1742	2.1796	2.1851
	-	-	-	16	2.1820	2.1960	2.1908	2.1851	2.1891	2.1932	2.1972	2.2013
	-	-	-	20	2.1960	2.2070	2.2037	2.1980	2.2013	2.2045	2.2078	2.2110
	-	-	-	6	2.1950	2.2260	2.2146	2.2018	2.2126	2.2235	2.2343	2.2451
	-	-	-	8	2.2400	2.2650	2.2547	2.2451	2.2532	2.2613	2.2695	2.2776
2-1/2	-	-	-	12	2.2850	2.3030	2.2948	2.2884	2.2938	2.2992	2.3046	2.3101
	-	-	-	16	2.3070	2.3210	2.3158	2.3101	2.3141	2.3182	2.3222	2.3263
	-	-	-	20	2.3210	2.3320	2.3287	2.3230	2.3263	2.3295	2.3328	2.3360
	4	-	-	-	2.2290	2.2670	2.2594	2.2402	2.2564	2.2727	2.2889	2.3052
	-	-	-	6	2.3200	2.3500	2.3396	2.3268	2.3376	2.3485	2.3593	2.3701
2-1/2	-	-	-	8	2.3650	2.3900	2.3797	2.3701	2.3782	2.3863	2.3945	2.4026
	-	-	-	12	2.4100	2.4280	2.4198	2.4134	2.4188	2.4242	2.4296	2.4351
	-	-	-	16	2.4320	2.4460	2.4408	2.4351	2.4391	2.4432	2.4472	2.4513
	-	-	-	20	2.4460	2.4570	2.4537	2.4480	2.4513	2.4545	2.4578	2.4610