

SELECTION GUIDE



HSS-PM YG TAP BLUE RING

- For Steels & Stainless Steels up to HRc35

Please visit globallyg1.com/mat for material search

◎ : Excellent ○ : Good

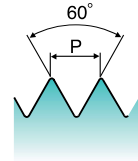
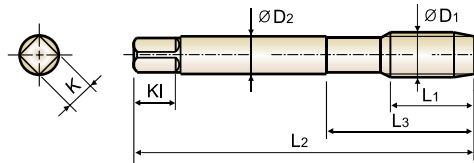
Table with columns: ISO, VDI 3323, Material Description, Composition / Structure / Heat Treatment, HB, HRC, and four columns of hole type compatibility (25-50, 50-80, 10-35, 6-30).

Table with columns: Max. 2.5xD Blind Hole, Max. 3.0xD Through Hole, HSS-PM 2P-3P, HSS-PM 4P-5P, Spiral Flute, Spiral Point, R40, and various hole type compatibility (BD, BO, N7, N8, N3, O3, BF, BK, M9, O1, N4, O5).

YG TAP BLUE RING

M9/O1 SERIES

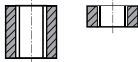
Spiral Point Tap Plug Style for Steels & Stainless Steels



ANSI

Thread Depth / Hole Type

3.0xD



Material groups: **VG** HSS PM UNC UNF USCTI 302A 4P~5P Steam Oxide Hardslick p.B131

Unit : Inch

Size	T.P.I	EDP No.		Limit	Overall Length	Thread Length	Neck Length	Shank Diameter	Square Size	Square Length	No. of Flute
		Steam Oxide	Hardslick		L2	L1	L3	D2	K	KI	
#2 - 56UNC	M9082	O1082	H2	1.752	.256	.433	.141	.110	.190	2	
#4 - 40UNC	M9162	O1162	H2	1.874	.335	.563	.141	.110	.190	2	
#4 - 40UNC	M9163	O1163	H3	1.874	.335	.563	.141	.110	.190	2	
#4 - 40UNC	M9164	O1164	H4	1.874	.335	.563	.141	.110	.190	2	
#4 - 40UNC	M9165	O1165	H5	1.874	.335	.563	.141	.110	.190	2	
#5 - 40UNC	M9202	O1202	H2	1.937	.374	.626	.141	.110	.190	3	
#6 - 32UNC	M9242	O1242	H2	2.000	.413	.689	.141	.110	.190	3	
#6 - 32UNC	M9243	O1243	H3	2.000	.413	.689	.141	.110	.190	3	
#6 - 32UNC	M9244	O1244	H4	2.000	.413	.689	.141	.110	.190	3	
#6 - 32UNC	M9245	O1245	H5	2.000	.413	.689	.141	.110	.190	3	
#6 - 32UNC	M9246	O1246	H6	2.000	.413	.689	.141	.110	.190	3	
#8 - 32UNC	M9282	O1282	H2	2.126	.453	.752	.168	.131	.250	3	
#8 - 32UNC	M9283	O1283	H3	2.126	.453	.752	.168	.131	.250	3	
#8 - 32UNC	M9284	O1284	H4	2.126	.453	.752	.168	.131	.250	3	
#8 - 32UNC	M9285	O1285	H5	2.126	.453	.752	.168	.131	.250	3	
#8 - 32UNC	M9286	O1286	H6	2.126	.453	.752	.168	.131	.250	3	
#10 - 24UNC	M9323	O1323	H3	2.374	.531	.906	.194	.152	.250	3	
#10 - 24UNC	M9325	O1325	H5	2.374	.531	.906	.194	.152	.250	3	
#10 - 32UNF	M9342	O1342	H2	2.374	.531	.906	.194	.152	.250	3	
#10 - 32UNF	M9343	O1343	H3	2.374	.531	.906	.194	.152	.250	3	
#10 - 32UNF	M9344	O1344	H4	2.374	.531	.906	.194	.152	.250	3	
#10 - 32UNF	M9345	O1345	H5	2.374	.531	.906	.194	.152	.250	3	
#10 - 32UNF	M9346	O1346	H6	2.374	.531	.906	.194	.152	.250	3	
1/4 - 20UNC	M9403	O1403	H3	2.500	.591	1.000	.255	.191	.310	3	
1/4 - 20UNC	M9405	O1405	H5	2.500	.591	1.000	.255	.191	.310	3	
1/4 - 28UNF	M9423	O1423	H3	2.500	.591	1.000	.255	.191	.310	3	

▶ Steam Oxide is not recommended for Aluminum and Aluminum alloys.

▶ NEXT PAGE

◎ : Excellent ○ : Good

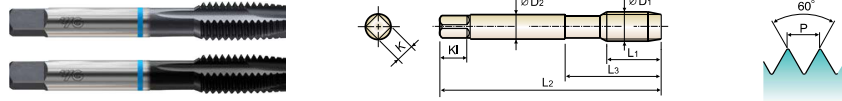
ISO	P										M				K								
	Non-alloy steel					Low alloy steel					High alloyed steel, and tool steel				Stainless steel				Grey cast iron		Nodular cast iron		Malleable cast iron
VDI 3323	1	2	3	4	5	6	7	8	9	10	11	12	13	14	15	16	17	18	19	20			
HRc	13	25	28	32	32	10	29	32	38	15	35	15	23	10	10	26	3	25	21	21			
HB	125	190	250	270	300	180	275	300	350	200	325	200	240	180	180	260	160	250	130	230			
Recommended	○	◎	◎	◎	◎	◎	◎	◎	◎	◎	◎	◎	◎	◎									

ISO	N										S						H				
	Aluminum-wrought alloy		Aluminum-cast, alloyed			Copper and Copper Alloys (Bronze / Brass)			Non Metallic Materials		Heat Resistant Super Alloys						Titanium Alloys		Hardened steel	Chilled Cast Iron	Hardened Cast Iron
VDI 3323	21	22	23	24	25	26	27	28	29	30	31	32	33	34	35	36	37	38	39	40	41
HRc	13	25	28	32	32	10	29	32	38	15	35	15	23	10	10	26	3	25	21	21	
HB	60	100	75	90	130	110	90	100			200	280	250	350	320	400Rm	1050Rm	550	630	400	550
Recommended	○	○				○	○														


YG TAP BLUE RING

M9/O1 SERIES

Spiral Point Tap Plug Style for Steels & Stainless Steels



ANSI



Unit : Inch

Size	T.P.I	EDP No.		Limit	Overall Length L2	Thread Length L1	Neck Length L3	Shank Diameter D2	Square Size K	Square Length Kl	No. of Flute
		Steam Oxide	Hardstick								
1/4 - 28UNF	M9424	O1424	H4	2.500	.591	1.000	.255	.191	.310	3	
1/4 - 28UNF	M9425	O1425	H5	2.500	.591	1.000	.255	.191	.310	3	
1/4 - 28UNF	M9426	O1426	H6	2.500	.591	1.000	.255	.191	.310	3	
5/16 - 18UNC	M9443	O1443	H3	2.720	.669	1.126	.318	.238	.380	3	
5/16 - 18UNC	M9445	O1445	H5	2.720	.669	1.126	.318	.238	.380	3	
5/16 - 24UNF	M9463	O1463	H3	2.720	.669	1.126	.318	.238	.380	3	
5/16 - 24UNF	M9464	O1464	H4	2.720	.669	1.126	.318	.238	.380	3	
5/16 - 24UNF	M9465	O1465	H5	2.720	.669	1.126	.318	.238	.380	3	
5/16 - 24UNF	M9466	O1466	H6	2.720	.669	1.126	.318	.238	.380	3	
3/8 - 16UNC	M9483	O1483	H3	2.937	.748	1.252	.381	.286	.440	3	
3/8 - 16UNC	M9485	O1485	H5	2.937	.748	1.252	.381	.286	.440	3	
3/8 - 24UNF	M9503	O1503	H3	2.937	.748	1.252	.381	.286	.440	3	
3/8 - 24UNF	M9504	O1504	H4	2.937	.748	1.252	.381	.286	.440	3	
3/8 - 24UNF	M9505	O1505	H5	2.937	.748	1.252	.381	.286	.440	3	
3/8 - 24UNF	M9506	O1506	H6	2.937	.748	1.252	.381	.286	.440	3	
7/16 - 14UNC	M9523	O1523	H3	3.157	.866	1.437	.323	.242	.410	3	
7/16 - 14UNC	M9525	O1525	H5	3.157	.866	1.437	.323	.242	.410	3	
7/16 - 20UNF	M9543	O1543	H3	3.157	.866	1.437	.323	.242	.410	3	
7/16 - 20UNF	M9545	O1545	H5	3.157	.866	1.437	.323	.242	.410	3	
1/2 - 13UNC	M9563	O1563	H3	3.374	.984	1.657	.367	.275	.440	3	
1/2 - 13UNC	M9565	O1565	H5	3.374	.984	1.657	.367	.275	.440	3	
1/2 - 20UNF	M9583	O1583	H3	3.374	.984	1.657	.367	.275	.440	3	
1/2 - 20UNF	M9585	O1585	H5	3.374	.984	1.657	.367	.275	.440	3	
9/16 - 12UNC	M9605	O1605	H5	3.594	.984	1.657	.429	.322	.500	3	
9/16 - 18UNF	M9625	O1625	H5	3.594	.984	1.657	.429	.322	.500	3	
5/8 - 11UNC	M9643	O1643	H3	3.811	1.083	1.811	.480	.360	.560	3	

▶ Steam Oxide is not recommended for Aluminum and Aluminum alloys.

▶ NEXT PAGE

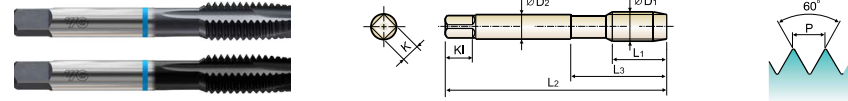
◎ : Excellent ○ : Good

ISO	P										M					K					H		
	Non-alloy steel					Low alloy steel					High alloyed steel and tool steel					Stainless steel		Grey cast iron			Nodular cast iron		Malleable cast iron
Material Description	1	2	3	4	5	6	7	8	9	10	11	12	13	14	15	16	17	18	19	20			
VDI 3323																							
HRC	125	190	250	270	300	180	275	300	350	200	325	200	240	180	180	260	160	250	130	230			
Recommended	◎	◎	◎	◎	◎	◎	◎	◎	◎	◎	◎	◎	◎	◎	◎	◎	◎	◎	◎	◎	◎	◎	◎

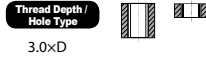
YG TAP BLUE RING

M9/O1 SERIES

Spiral Point Tap Plug Style for Steels & Stainless Steels



ANSI



Unit : Inch

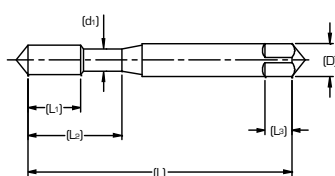
Size	T.P.I	EDP No.		Limit	Overall Length L2	Thread Length L1	Neck Length L3	Shank Diameter D2	Square Size K	Square Length Kl	No. of Flute
		Steam Oxide	Hardstick								
5/8 - 11UNC	M9645	O1645	H5	3.811	1.083	1.811	.480	.360	.560	3	
5/8 - 18UNF	M9663	O1663	H3	3.811	1.083	1.811	.480	.360	.560	3	
5/8 - 18UNF	M9665	O1665	H5	3.811	1.083	1.811	.480	.360	.560	3	
3/4 - 10UNC	M9703	O1703	H3	4.252	1.201	2.000	.590	.442	.690	3	
3/4 - 10UNC	M9705	O1705	H5	4.252	1.201	2.000	.590	.442	.690	3	
3/4 - 16UNF	M9723	O1723	H3	4.252	1.201	2.000	.590	.442	.690	3	
3/4 - 16UNF	M9725	O1725	H5	4.252	1.201	2.000	.590	.442	.690	3	
7/8 - 9UNC	M9746	O1746	H6	4.689	1.339	2.220	.697	.523	.750	3	
7/8 - 14UNF	M9766	O1766	H6	4.689	1.339	2.220	.697	.523	.750	3	
1 - 8UNC	M9786	O1786	H6	5.126	1.496	2.500	.800	.600	.810	3	
1 - 12UNF	M9806	O1806	H6	5.126	1.496	2.500	.800	.600	.810	3	
1-1/8 - 8UN	M9836	O1836	H6	5.437	1.535	2.563	.896	.672	.880	4	
1-1/4 - 8UN	M9876	O1876	H6	5.752	1.535	2.563	1.021	.766	1.000	4	
1-3/8 - 8UN	M9916	O1916	H6	6.063	1.791	3.000	1.108	.831	1.060	4	
1-1/2 - 8UN	M9956	O1956	H6	6.374	1.791	3.000	1.233	.925	1.130	4	

▶ Steam Oxide is not recommended for Aluminum and Aluminum alloys.

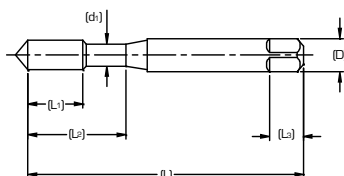
◎ : Excellent ○ : Good

ISO	P										M					K					H		
	Non-alloy steel					Low alloy steel					High alloyed steel and tool steel					Stainless steel		Grey cast iron			Nodular cast iron		Malleable cast iron
Material Description	1	2	3	4	5	6	7	8	9	10	11	12	13	14	15	16	17	18	19	20			
VDI 3323																							
HRC	125	190	250	270	300	180	275	300	350	200	325	200	240	180	180	260	160	250	130	230			
Recommended	◎	◎	◎	◎	◎	◎	◎	◎	◎	◎	◎	◎	◎	◎	◎	◎	◎	◎	◎	◎	◎	◎	◎

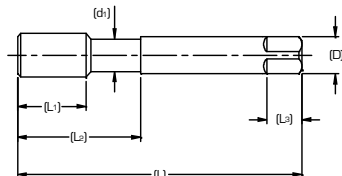
2 MODI TAP BLANK DIMENSION



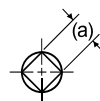
Blank Design (1)



Blank Design (2)



Blank Design (3)



Unified Tap Blank

Nominal Size	Overall Length (L)	Thread Length (L ₁)		Length to neck (L ₂)		Shank Diameter (D)	Neck Diameter (d ₁)	Square Length (L ₃)	Square Size (a)	Blank Design No.
		SF	SP	SF	SP					
#2	1.75	.157	.256	.433		.141	.061	.19	.110	1
#3	1.81	.197	.295	.492		.141	.069	.19	.110	1
#4	1.88	.236	.335	.563		.141	.077	.19	.110	1
#5	1.94	.236	.374	.626		.141	.090	.19	.110	1
#6	2.00	.276	.413	.689		.141	.094	.19	.110	1
#8	2.13	.276	.453	.752		.168	.120	.25	.131	1
#10-24	2.38	.354	.531	.906		.194	.131	.25	.152	1
#10-32		.276					.146			1
#12-24	2.38	.354	.571	.906		.220	.157	.28	.165	1
#12-28		.276					.166			1
1/4-20	2.50	.433	.591	1.000		.255	.180	.31	.191	2
1/4-28		.354					.200			2
5/16-18	2.72	.472	.669	1.126		.318	.234	.38	.238	2
5/16-24		.394					.254			2
3/8-16	2.94	.551	.748	1.252		.381	.287	.44	.286	2
3/8-24		.394					.316			2
7/16-14	3.16	.591	.866	1.850	1.437	.323	.311	.41	.242	3
7/16-20		.472								.323
1/2-13	3.38	.630	.984	2.067	1.657	.367	.354	.44	.275	3
1/2-20		.472								.367
9/16-12	3.59	.709	.984	2.067	1.657	.429	.417	.50	.322	3
9/16-18		.512								.429
5/8-11	3.81	.748	1.083	2.205	1.811	.480	.469	.56	.360	3
5/8-18		.512								.480
3/4-10	4.25	.827	1.201	2.480	2.000	.590	.577	.69	.442	3
3/4-10		.591								.590
7/8-9	4.69	.827	1.339	2.815	2.220	.697	.685	.75	.523	3
7/8-14		.709								.697
1-8	5.13	.984	1.496	3.091	2.500	.800	.787	.81	.600	3
1-12		.709								.800
1-1/8-7	5.44	1.024	1.535	3.15	2.563	.896	.878	.88	.672	3
1-1/8-12		.787								.896
1-1/4-7	5.75	1.024	1.535	3.15	2.563	1.021	1.002	1.00	.766	3
1-1/4-12		.787								1.021
1-3/8-6	6.06	1.181	1.791	3.583	3.000	1.108	1.089	1.06	.831	3
1-3/8-12		.866								1.108
1-1/2-6	6.38	1.181	1.791	3.583	3.000	1.233	1.213	1.13	.925	3
1-1/2-12		.866								1.233

*SF : Spiral Fluted Taps

*SP : Spiral Pointed Taps



TAP RECOMMENDATIONS FOR CLASSES OF THREAD - INCH

Internal Screw Thread Classes and Tap Recommendations

Size	Threads per Inch		Recommended Tap for Class of Thread				Pitch Diameter Limits for Class of Thread				
	UNC	UNF	Unified Class of Thread		American National Class of Thread		Min. All Class (Basic)	Unified Class of Thread		American National Class of Thread	
			Class 2	Class 3	Class 2B	Class 3B		Max. Class 2	Max. Class 3	Max. Class 2B	Max. Class 3B
#0	-	80	GH1	GH1	GH2	GH1	.0519	.0536	.0532	.0542	.0536
#1	64	-	GH1	GH1	GH2	GH1	.0629	.0648	.0643	.0655	.0648
#1	-	72	GH1	GH1	GH2	GH1	.0640	.0658	.0653	.0665	.0659
#2	56	-	GH1	GH1	GH2	GH1	.0744	.0764	.0759	.0772	.0765
#2	-	64	GH1	GH1	GH2	GH1	.0759	.0778	.0773	.0786	.0779
#3	48	-	GH1	GH1	GH2	GH1	.0855	.0877	.0871	.0885	.0877
#3	-	56	GH1	GH1	GH2	GH1	.0874	.0894	.8890	.0902	.0895
#4	40	-	GH2	GH1	GH2	GH2	.0958	.0982	.0975	.0991	.0982
#4	-	48	GH1	GH1	GH2	GH1	.0985	.1007	.1001	.1016	.1008
#5	40	-	GH2	GH1	GH2	GH2	.1088	.1112	.1105	.1121	.1113
#5	-	44	GH1	GH1	GH2	GH1	.1102	.1125	.1118	.1134	.1126
#6	32	-	GH2	GH1	GH3	GH2	.1177	.1204	.1196	.1214	.1204
#6	-	40	GH2	GH1	GH2	GH2	.1218	.1242	.1235	.1252	.1243
#8	32	-	GH2	GH1	GH3	GH2	.1437	.1464	.1456	.1475	.1465
#8	-	36	GH2	GH1	GH2	GH2	.1460	.1485	.1478	.1496	.1487
#10	24	-	GH3	GH1	GH3	GH3	.1629	.1662	.1653	.1672	.1661
#10	-	32	GH2	GH1	GH3	GH2	.1697	.1724	.1716	.1736	.1726
#12	24	-	GH3	GH1	GH3	GH3	.1889	.1922	.1913	.1933	.1922
#12	-	28	GH3	GH1	GH3	GH3	.1928	.1959	.1950	.1970	.1959
1/4	20	-	GH3	GH2	GH5	GH3	.2175	.2211	.2201	.2223	.2211
1/4	-	28	GH3	GH1	GH4	GH3	.2268	.2299	.2290	.2311	.2300
5/16	18	-	GH3	GH2	GH5	GH3	.2764	.2805	.2794	.2817	.2803
5/16	-	24	GH3	GH1	GH4	GH3	.2854	.2887	.2878	.2902	.2890
3/8	16	-	GH3	GH2	GH5	GH3	.3344	.3389	.3376	.3401	.3387
3/8	-	24	GH3	GH1	GH4	GH3	.3479	.3512	.3503	.3528	.3516
7/16	14	-	GH5	GH3	GH5	GH3	.3911	.3960	.3947	.3972	.3957
7/16	-	20	GH3	GH1	GH5	GH3	.4050	.4086	.4076	.4104	.4091
1/2	13	-	GH5	GH3	GH5	GH3	.4500	.4552	.4537	.4565	.4548
1/2	-	20	GH3	GH1	GH5	GH3	.4675	.4711	.4701	.4731	.4717
9/16	12	-	GH5	GH3	GH5	GH3	.5084	.5140	.5124	.5152	.5135
9/16	-	18	GH3	GH2	GH5	GH3	.5264	.5305	.5294	.5323	.5308
5/8	11	-	GH5	GH3	GH5	GH3	.5660	.5719	.5702	.5732	.5714
5/8	-	18	GH3	GH2	GH5	GH3	.5889	.5930	.5919	.5949	.5934
3/4	10	-	GH5	GH3	GH5	GH3	.6850	.6914	.6895	.6927	.6907
3/4	-	16	GH3	GH2	GH5	GH3	.7094	.7139	.7126	.7159	.7143
7/8	9	-	GH6	GH4	GH6	GH4	.8028	.8098	.8077	.8110	.8089
7/8	-	14	GH4	GH2	GH6	GH4	.8286	.8335	.8322	.8356	.8339
1	8	-	GH6	GH4	GH6	GH4	.9188	.9264	.9242	.9276	.9254
1	-	12	GH4	GH2	GH6	GH4	.9459	.9515	.9499	.9535	.9516

The above recommended taps normally produce the Class of Thread indicated in average materials when used with reasonable care. However, if the tap specified does not give a satisfactory gage fit in the work, a choice of some other limit tap will be necessary.

15 TAP DRILL SIZES - UNIFIED THREAD

Size	Threads Per Inch				Minor Diameter			Tap Drill Diameter (Cutting Tap)				
	UNC	UNF	UNEF	UN	Min. 2B&3B	Max. 2B	Max. 3B	80% Thread	75% Thread	70% Thread	65% Thread	60% Thread
#0	-	80	-	-	.0465	.0514	.0514	.0470	.0478	.0486	.0494	.0503
#1	64	-	-	-	.0561	.0623	.0623	.0568	.0578	.0588	.0598	.0608
	-	72	-	-	.0580	.0635	.0635	.0586	.0595	.0604	.0613	.0622
#2	56	-	-	-	.0667	.0737	.0737	.0674	.0686	.0698	.0709	.0721
	-	64	-	-	.0691	.0753	.0753	.0698	.0708	.0718	.0728	.0738
#3	48	-	-	-	.0764	.0845	.0845	.0774	.0787	.0801	.0814	.0828
	-	56	-	-	.0797	.0865	.0865	.0804	.0816	.0828	.0839	.0851
#4	40	-	-	-	.0849	.0939	.0939	.0860	.0876	.0893	.0909	.0925
	-	48	-	-	.0894	.0968	.0968	.0904	.0917	.0931	.0944	.0958
#5	40	-	-	-	.0979	.1062	.1062	.0990	.1006	.1023	.1039	.1055
	-	44	-	-	.1004	.1079	.1079	.1014	.1029	.1043	.1058	.1073
#6	32	-	-	-	.1040	.1140	.1140	.1055	.1076	.1096	.1116	.1136
	-	40	-	-	.1110	.1190	.1186	.1120	.1136	.1153	.1169	.1185
#8	32	-	-	-	.1300	.1390	.1389	.1315	.1336	.1356	.1376	.1396
	-	36	-	-	.1340	.1420	.1416	.1351	.1369	.1387	.1405	.1424
#10	24	-	-	-	.1450	.1560	.1555	.1467	.1494	.1521	.1548	.1575
	-	32	-	-	.1560	.1640	.1641	.1575	.1596	.1616	.1636	.1656
#12	24	-	-	-	.1710	.1810	.1807	.1727	.1754	.1781	.1808	.1835
	-	28	-	-	.1770	.1860	.1857	.1789	.1812	.1835	.1858	.1882
1/4	20	-	-	-	.1960	.2070	.2067	.1980	.2013	.2045	.2078	.2110
	-	28	-	-	.2110	.2200	.2190	.2129	.2152	.2175	.2198	.2222
	-	-	32	-	.2160	.2240	.2229	.2175	.2196	.2216	.2236	.2256
5/16	18	-	-	-	.2520	.2650	.2630	.2548	.2584	.2620	.2656	.2692
	-	-	-	20	.2580	.2700	.2680	.2605	.2638	.2670	.2703	.2735
	-	24	-	-	.2670	.2770	.2754	.2692	.2719	.2746	.2773	.2800
	-	-	-	28	.2740	.2820	.2807	.2754	.2777	.2800	.2823	.2847
	-	-	32	-	.2790	.2860	.2847	.2800	.2821	.2841	.2861	.2881
3/8	16	-	-	-	.3070	.3210	.3182	.3101	.3141	.3182	.3222	.3263
	-	-	-	20	.3210	.3320	.3297	.3230	.3263	.3295	.3328	.3360
	-	24	-	-	.3300	.3400	.3372	.3317	.3344	.3371	.3398	.3425
	-	-	-	28	.3360	.3450	.3426	.3379	.3402	.3425	.3448	.3472
	-	-	32	-	.3410	.3490	.3469	.3425	.3446	.3466	.3486	.3506
7/16	14	-	-	-	.3600	.3760	.3717	.3633	.3679	.3726	.3772	.3818
	-	-	-	16	.3700	.3840	.3800	.3726	.3766	.3807	.3847	.3888
	-	20	-	-	.3830	.3950	.3916	.3855	.3888	.3920	.3953	.3985
	-	-	28	-	.3990	.4070	.4051	.4004	.4027	.4050	.4073	.4097
	-	-	-	32	.4040	.4110	.4094	.4050	.4071	.4091	.4111	.4131
1/2	13	-	-	-	.4170	.4340	.4284	.4201	.4251	.4301	.4351	.4400
	-	-	-	16	.4320	.4460	.4419	.4351	.4391	.4432	.4472	.4513
	-	20	-	-	.4460	.4570	.4537	.4480	.4513	.4545	.4578	.4610
	-	-	28	-	.4610	.4700	.4676	.4629	.4652	.4675	.4698	.4722
	-	-	-	32	.4660	.4740	.4719	.4675	.4696	.4716	.4736	.4756
9/16	12	-	-	-	.4720	.4900	.4843	.4759	.4813	.4867	.4921	.4976
	-	-	-	16	.4950	.5090	.5040	.4976	.5016	.5057	.5097	.5138
	-	18	-	-	.5020	.5150	.5106	.5048	.5084	.5120	.5156	.5192
	-	-	24	-	.5080	.5200	.5162	.5105	.5138	.5170	.5203	.5235
	-	-	-	28	.5170	.5270	.5244	.5192	.5219	.5246	.5273	.5300
	-	-	-	32	.5240	.5320	.5301	.5254	.5277	.5300	.5323	.5347
5/8	11	-	-	-	.5290	.5360	.5344	.5300	.5321	.5341	.5361	.5381
5/8	11	-	-	-	.5270	.5460	.5391	.5305	.5364	.5423	.5482	.5541



Size	Threads Per Inch				Minor Diameter			Tap Drill Diameter (Cutting Tap)				
	UNC	UNF	UNEF	UN	Min. 2B&3B	Max. 2B	Max. 3B	80% Thread	75% Thread	70% Thread	65% Thread	60% Thread
5/8	-	-	-	12	.5350	.5530	.5463	.5384	.5438	.5492	.5546	.5601
	-	-	-	16	.5570	.5710	.5662	.5601	.5641	.5682	.5722	.5763
	-	18	-	-	.5650	.5780	.5730	.5673	.5709	.5745	.5781	.5817
	-	-	-	20	.5710	.5820	.5787	.5730	.5763	.5795	.5828	.5860
	-	-	24	-	.5800	.5900	.5869	.5817	.5844	.5871	.5898	.5925
	-	-	-	28	.5860	.5950	.5926	.5879	.5902	.5925	.5948	.5972
11/16	-	-	-	32	.5910	.5980	.5969	.5925	.5946	.5966	.5986	.6006
	-	-	-	12	.5970	.6150	.6085	.6009	.6063	.6117	.6171	.6226
	-	-	-	16	.6200	.6340	.6284	.6226	.6266	.6307	.6347	.6388
	-	-	-	20	.6330	.6450	.6412	.6355	.6388	.6420	.6453	.6485
	-	-	24	-	.6420	.6520	.6494	.6442	.6469	.6496	.6523	.6550
	-	-	-	28	.6490	.6570	.6551	.6504	.6527	.6550	.6573	.6597
3/4	-	-	-	32	.6540	.6610	.6594	.6550	.6571	.6591	.6611	.6631
	10	-	-	-	.6420	.6630	.6545	.6461	.6526	.6591	.6656	.6721
	-	-	-	12	.6600	.6780	.6707	.6634	.6688	.6742	.6796	.6851
	-	16	-	-	.6820	.6960	.6908	.6851	.6891	.6932	.6972	.7013
	-	-	20	-	.6960	.7070	.7037	.6980	.7013	.7045	.7078	.7110
	-	-	-	28	.7110	.7200	.7176	.7129	.7152	.7175	.7198	.7222
13/16	-	-	-	32	.7160	.7240	.7219	.7175	.7196	.7216	.7236	.7256
	-	-	-	12	.7220	.7400	.7329	.7259	.7313	.7367	.7421	.7476
	-	-	-	16	.7450	.7590	.7533	.7476	.7516	.7557	.7597	.7638
	-	-	20	-	.7580	.7700	.7662	.7605	.7638	.7670	.7703	.7735
	-	-	-	28	.7740	.7820	.7801	.7754	.7777	.7800	.7823	.7847
	-	-	-	32	.7790	.7860	.7844	.7800	.7821	.7841	.7861	.7881
7/8	9	-	-	-	.7550	.7780	.7681	.7595	.7668	.7740	.7812	.7884
	-	-	-	12	.7850	.8030	.7948	.7884	.7938	.7992	.8046	.8101
	-	14	-	-	.7980	.8140	.8068	.8008	.8054	.8101	.8147	.8193
	-	-	-	16	.8070	.8210	.8158	.8101	.8141	.8182	.8222	.8263
	-	-	20	-	.8210	.8320	.8287	.8230	.8263	.8295	.8328	.8360
	-	-	-	28	.8360	.8450	.8426	.8379	.8402	.8425	.8448	.8472
15/16	-	-	-	32	.8410	.8490	.8469	.8425	.8446	.8466	.8486	.8506
	-	-	-	12	.8470	.8650	.8575	.8509	.8563	.8617	.8671	.8726
	-	-	-	16	.8700	.8840	.8783	.8726	.8766	.8807	.8847	.8888
	-	-	20	-	.8830	.8950	.8912	.8855	.8888	.8920	.8953	.8985
	-	-	-	28	.8990	.9070	.9051	.9004	.9027	.9050	.9073	.9097
	-	-	-	32	.9040	.9110	.9094	.9050	.9071	.9091	.9111	.9131
1	8	-	-	-	.8650	.8900	.8797	.8701	.8782	.8863	.8945	.9026
	-	12	-	-	.9100	.9280	.9198	.9134	.9188	.9242	.9296	.9351
	-	-	-	16	.9320	.9460	.9408	.9351	.9391	.9432	.9472	.9513
	-	-	20	-	.9460	.9570	.9537	.9480	.9513	.9545	.9578	.9610
	-	-	-	28	.9610	.9700	.9676	.9629	.9652	.9675	.9698	.9722
	-	-	-	32	.9660	.9740	.9719	.9675	.9696	.9716	.9736	.9756
1-1/16	-	-	-	8	.9270	.9520	.9422	.9326	.9407	.9488	.9570	.9651
	-	-	-	12	.9720	.9900	.9823	.9759	.9813	.9867	.9921	.9976
	-	-	-	16	.9950	1.0090	1.0033	.9976	1.0016	1.0057	1.0097	1.0138
	-	-	18	-	1.0020	1.0150	1.0105	1.0048	1.0084	1.0120	1.0156	1.0192
	-	-	-	20	1.0080	1.0200	1.0162	1.0105	1.0138	1.0170	1.0203	1.0235
	-	-	-	28	1.0240	1.0320	1.0301	1.0254	1.0277	1.0300	1.0323	1.0347
1-1/8	7	-	-	-	.9700	.9980	.9875	.9765	.9858	.9951	1.0044	1.0137
	-	-	-	8	.9900	1.0150	1.0047	.9951	1.0032	1.0113	1.0195	1.0276
	-	12	-	-	1.0350	1.0530	1.0448	1.0384	1.0438	1.0492	1.0546	1.0601
	-	-	-	16	1.0570	1.0710	1.0658	1.0601	1.0641	1.0682	1.0722	1.0763
	-	-	18	-	1.0650	1.0780	1.0730	1.0673	1.0709	1.0745	1.0781	1.0817
	-	-	-	20	1.0710	1.0820	1.0787	1.0730	1.0763	1.0795	1.0828	1.0860

Size	Threads Per Inch				Minor Diameter			Tap Drill Diameter (Cutting Tap)				
	UNC	UNF	UNEF	UN	Min. 2B&3B	Max. 2B	Max. 3B	80% Thread	75% Thread	70% Thread	65% Thread	60% Thread
1-1/8	-	-	-	28	1.0860	1.0950	1.0926	1.0879	1.0902	1.0925	1.0948	1.0972
1-3/16	-	-	-	8	1.0520	1.0770	1.0672	1.0576	1.0657	1.0738	1.0820	1.0901
	-	-	-	12	1.0970	1.1150	1.1073	1.1009	1.1063	1.1117	1.1171	1.1226
	-	-	-	16	1.1200	1.1340	1.1283	1.1226	1.1266	1.1307	1.1347	1.1388
	-	-	18	-	1.1270	1.1400	1.1355	1.1298	1.1334	1.1370	1.1406	1.1442
	-	-	-	20	1.1330	1.1450	1.1412	1.1355	1.1388	1.1420	1.1453	1.1485
	-	-	-	28	1.1490	1.1570	1.1551	1.1504	1.1527	1.1550	1.1573	1.1597
1-1/4	7	-	-	-	1.0950	1.1230	1.1125	1.1015	1.1108	1.1201	1.1294	1.1387
	-	-	-	8	1.1150	1.1400	1.1297	1.1201	1.1282	1.1363	1.1445	1.1526
	-	12	-	-	1.1600	1.1780	1.1698	1.1634	1.1688	1.1742	1.1796	1.1851
	-	-	-	16	1.1820	1.1960	1.1908	1.1851	1.1891	1.1932	1.1972	1.2013
	-	-	18	-	1.1900	1.2030	1.1980	1.1923	1.1959	1.1995	1.2031	1.2067
	-	-	-	20	1.1960	1.2070	1.2037	1.1980	1.2013	1.2045	1.2078	1.2110
1-5/16	-	-	-	28	1.2110	1.2200	1.2176	1.2129	1.2152	1.2175	1.2198	1.2222
	-	-	-	8	1.1770	1.2020	1.2176	1.1826	1.1907	1.1988	1.2070	1.2151
	-	-	-	12	1.2220	1.2400	1.2323	1.2259	1.2313	1.2367	1.2421	1.2476
	-	-	-	16	1.2450	1.2590	1.2533	1.2476	1.2516	1.2557	1.2597	1.2638
	-	-	18	-	1.2520	1.2650	1.2605	1.2548	1.2584	1.2620	1.2656	1.2692
	-	-	-	20	1.2580	1.2700	1.2662	1.2605	1.2638	1.2670	1.2703	1.2735
1-3/8	-	-	-	28	1.2740	1.2820	1.2801	1.2754	1.2777	1.2800	1.2823	1.2847
	6	-	-	-	1.1950	1.2250	1.2146	1.2018	1.2126	1.2235	1.2343	1.2451
	-	-	-	8	1.2400	1.2650	1.2547	1.2451	1.2532	1.2613	1.2695	1.2776
	-	12	-	-	1.2850	1.3030	1.2948	1.2884	1.2938	1.2992	1.3046	1.3101
	-	-	-	16	1.3070	1.3210	1.3158	1.3101	1.3141	1.3182	1.3222	1.3263
	-	-	18	-	1.3150	1.3280	1.3230	1.3173	1.3209	1.3245	1.3281	1.3317
1-7/16	-	-	-	20	1.3210	1.3320	1.3287	1.3230	1.3263	1.3295	1.3328	1.3360
	-	-	-	28	1.3360	1.3450	1.3426	1.3379	1.3402	1.3425	1.3448	1.3472
	-	-	-	6	1.2570	1.2880	1.2770	1.2643	1.2751	1.2860	1.2968	1.3076
	-	-	-	8	1.3020	1.3270	1.3172	1.3076	1.3157	1.3238	1.3320	1.3401
	-	-	-	12	1.3470	1.3650	1.3573	1.3509	1.3563	1.3617	1.3671	1.3726
	-	-	-	16	1.3700	1.3840	1.3783	1.3726	1.3766	1.3807	1.3847	1.3888
1-1/2	-	-	18	-	1.3770	1.3900	1.3855	1.3798	1.3834	1.3870	1.3906	1.3942
	-	-	-	20	1.3830	1.3950	1.3912	1.3855	1.3888	1.3920	1.3953	1.3985
	-	-	-	28	1.3990	1.4070	1.4051	1.4004	1.4027	1.4050	1.4073	1.4097
	6	-	-	-	1.3200	1.3500	1.3396	1.3268	1.3376	1.3485	1.3593	1.3701
	-	-	-	8	1.3650	1.3900	1.3797	1.3701	1.3782	1.3863	1.3945	1.4026
	-	12	-	-	1.4100	1.4280	1.4198	1.4134	1.4188	1.4242	1.4296	1.4351
1-9/16	-	-	-	16	1.4320	1.4460	1.4408	1.4351	1.4391	1.4432	1.4472	1.4513
	-	-	18	-	1.4400	1.4520	1.4480	1.4423	1.4459	1.4495	1.4531	1.4567
	-	-	-	20	1.4460	1.4570	1.4537	1.4480	1.4513	1.4545	1.4578	1.4610
	-	-	-	28	1.4610	1.4700	1.4676	1.4629	1.4652	1.4675	1.4698	1.4722
	-	-	-	6	1.3820	1.4130	1.4021	1.3893	1.4001	1.4110	1.4218	1.4326
	-	-	-	8	1.4270	1.4520	1.4422	1.4326	1.4407	1.4488	1.4570	1.4651
1-5/8	-	-	-	12	1.4720	1.4900	1.4823	1.4759	1.4813	1.4867	1.4921	1.4976
	-	-	-	16	1.4950	1.5090	1.5033	1.4976	1.5016	1.5057	1.5097	1.5138
	-	-	18	-	1.5020	1.5150	1.5105	1.5048	1.5084	1.5120	1.5156	1.5192
	-	-	-	20	1.5080	1.5200	1.5162	1.5105	1.5138	1.5170	1.5203	1.5235
	-	-	-	6	1.4450	1.4750	1.4646	1.4518	1.4626	1.4735	1.4843	1.4951
	-	-	-	8	1.4900	1.5150	1.5047	1.4951	1.5032	1.5113	1.5195	1.5276
1-11/16	-	-	-	12	1.5350	1.5530	1.5448	1.5384	1.5438	1.5492	1.5546	1.5601
	-	-	-	16	1.5570	1.5710	1.5658	1.5601	1.5641	1.5682	1.5722	1.5763
	-	-	18	-	1.5650	1.5780	1.5730	1.5673	1.5709	1.5745	1.5781	1.5817
	-	-	-	20	1.5710	1.5820	1.5787	1.5730	1.5763	1.5795	1.5828	1.5860
1-11/16	-	-	6	1.5070	1.5380	1.5271	1.5143	1.5251	1.5360	1.5468	1.5576	



Size	Threads Per Inch				Minor Diameter			Tap Drill Diameter (Cutting Tap)				
	UNC	UNF	UNEF	UN	Min. 2B&3B	Max. 2B	Max. 3B	80% Thread	75% Thread	70% Thread	65% Thread	60% Thread
1-11/16	-	-	-	8	1.5520	1.5770	1.5672	1.5576	1.5657	1.5738	1.5820	1.5901
	-	-	-	12	1.5970	1.6150	1.6073	1.6009	1.6063	1.6117	1.6171	1.6226
	-	-	-	16	1.6200	1.6340	1.6283	1.6226	1.6266	1.6307	1.6347	1.6388
	-	-	18	-	1.6270	1.6400	1.6355	1.6298	1.6334	1.6370	1.6406	1.6442
	-	-	-	20	1.6330	1.6450	1.6412	1.6355	1.6388	1.6420	1.6453	1.6485
1-3/4	5	-	-	-	1.5340	1.5680	1.5575	1.5422	1.5552	1.5681	1.5811	1.5941
	-	-	-	6	1.5700	1.6000	1.5896	1.5768	1.5876	1.5985	1.6093	1.6201
	-	-	-	8	1.6150	1.6400	1.6297	1.6201	1.6282	1.6363	1.6445	1.6526
	-	-	-	12	1.6600	1.6780	1.6698	1.6634	1.6688	1.6742	1.6796	1.6851
	-	-	-	16	1.6820	1.6960	1.6908	1.6851	1.6891	1.6932	1.6972	1.7013
1-13/16	-	-	-	20	1.6960	1.7070	1.7037	1.6980	1.7013	1.7045	1.7078	1.7110
	-	-	-	6	1.6320	1.6630	1.6521	1.6393	1.6501	1.6610	1.6718	1.6826
	-	-	-	8	1.6770	1.7020	1.6922	1.6826	1.6907	1.6988	1.7070	1.7151
	-	-	-	12	1.7220	1.7400	1.7323	1.7259	1.7313	1.7367	1.7421	1.7476
	-	-	-	16	1.7450	1.7590	1.7533	1.7476	1.7516	1.7557	1.7597	1.7638
1-7/8	-	-	-	20	1.7580	1.7700	1.7662	1.7605	1.7638	1.7670	1.7703	1.7735
	-	-	-	6	1.6950	1.7250	1.7146	1.7018	1.7126	1.7235	1.7343	1.7451
	-	-	-	8	1.7400	1.7650	1.7547	1.7451	1.7532	1.7613	1.7695	1.7776
	-	-	-	12	1.7850	1.8030	1.7948	1.7884	1.7938	1.7992	1.8046	1.8101
	-	-	-	16	1.8070	1.8210	1.8158	1.8101	1.8141	1.8182	1.8222	1.8263
1-15/16	-	-	-	20	1.8210	1.8320	1.8287	1.8230	1.8263	1.8295	1.8328	1.8360
	-	-	-	6	1.7570	1.7880	1.7771	1.7643	1.7751	1.7860	1.7968	1.8076
	-	-	-	8	1.8020	1.8270	1.8172	1.8076	1.8157	1.8238	1.8320	1.8401
	-	-	-	12	1.8470	1.8650	1.8573	1.8509	1.8563	1.8617	1.8671	1.8726
	-	-	-	16	1.8700	1.8840	1.8783	1.8726	1.8766	1.8807	1.8847	1.8888
2	-	-	-	20	1.8830	1.8950	1.8912	1.8855	1.8888	1.8920	1.8953	1.8985
	4 1/2	-	-	-	1.7590	1.7950	1.7861	1.7691	1.7835	1.7979	1.8124	1.8268
	-	-	-	6	1.8200	1.8500	1.8396	1.8268	1.8376	1.8485	1.8593	1.8701
	-	-	-	8	1.8650	1.8900	1.8797	1.8701	1.8782	1.8863	1.8945	1.9026
	-	-	-	12	1.9100	1.9280	1.9198	1.9134	1.9188	1.9242	1.9296	1.9351
2-1/8	-	-	-	16	1.9320	1.9460	1.9408	1.9351	1.9391	1.9432	1.9472	1.9513
	-	-	-	20	1.9460	1.9570	1.9537	1.9480	1.9513	1.9545	1.9578	1.9610
	-	-	-	6	1.9450	1.9750	1.9646	1.9518	1.9626	1.9735	1.9843	1.9951
	-	-	-	8	1.9900	2.0150	2.0047	1.9951	2.0032	2.0113	2.0195	2.0276
	-	-	-	12	2.0350	2.0530	2.0448	2.0384	2.0438	2.0492	2.0546	2.0601
2-1/4	-	-	-	16	2.0570	2.0710	2.0658	2.0601	2.0641	2.0682	2.0722	2.0763
	-	-	-	20	2.0710	2.0820	2.0787	2.0730	2.0763	2.0795	2.0828	2.0860
	4 1/2	-	-	-	2.0090	2.0450	2.0361	2.0191	2.0335	2.0479	2.0624	2.0768
	-	-	-	6	2.0700	2.1000	2.0896	2.0768	2.0876	2.0985	2.1093	2.1201
	-	-	-	8	2.1150	2.1400	2.1297	2.1201	2.1282	2.1363	2.1445	2.1526
2-3/8	-	-	-	12	2.1600	2.1780	2.1698	2.1634	2.1688	2.1742	2.1796	2.1851
	-	-	-	16	2.1820	2.1960	2.1908	2.1851	2.1891	2.1932	2.1972	2.2013
	-	-	-	20	2.1960	2.2070	2.2037	2.1980	2.2013	2.2045	2.2078	2.2110
	-	-	-	6	2.1950	2.2260	2.2146	2.2018	2.2126	2.2235	2.2343	2.2451
	-	-	-	8	2.2400	2.2650	2.2547	2.2451	2.2532	2.2613	2.2695	2.2776
2-1/2	-	-	-	12	2.2850	2.3030	2.2948	2.2884	2.2938	2.2992	2.3046	2.3101
	-	-	-	16	2.3070	2.3210	2.3158	2.3101	2.3141	2.3182	2.3222	2.3263
	-	-	-	20	2.3210	2.3320	2.3287	2.3230	2.3263	2.3295	2.3328	2.3360
	4	-	-	-	2.2290	2.2670	2.2594	2.2402	2.2564	2.2727	2.2889	2.3052
	-	-	-	6	2.3200	2.3500	2.3396	2.3268	2.3376	2.3485	2.3593	2.3701
2-1/2	-	-	-	8	2.3650	2.3900	2.3797	2.3701	2.3782	2.3863	2.3945	2.4026
	-	-	-	12	2.4100	2.4280	2.4198	2.4134	2.4188	2.4242	2.4296	2.4351
	-	-	-	16	2.4320	2.4460	2.4408	2.4351	2.4391	2.4432	2.4472	2.4513
	-	-	-	20	2.4460	2.4570	2.4537	2.4480	2.4513	2.4545	2.4578	2.4610