SELECTION GUIDE

YG THREADING TOOLS

HSS-E & HSS YG TAP GENERAL

- For General Purpose Through and Blind Hole Applications

Please visit globalyg1.com/mat for material search

◎ : Excellent ○ : Good

HOLE TYPE	Max. 2.0xD Blind /Through Hole		
TOOL MATERIAL	HSS		
CHAMFER LEAD	9P/5P/2P		
FLUTE TYPE	Straight Flute		
SPIRAL FLUTE ANGLE	-		
SERIES M			
SERIES M/MF			
SERIES UNC			
SERIES UNC/UNF			
SERIES UNC/UNF/UNS	T7316/T7A16/T7B16 (p.B228)	T6316 (p.B235)	T8316 (p.B237)
SERIES UNC/UN8			
SERIES NPT			
SERIES NPTF			
SERIES NPS/NPSF			
SURFACE TREATMENT / COATING	Bright	Steam Oxide	TiN
	Hand Tap		
MODEL			

ISO	VDI 3323	Material Description	Composition / Structure / Heat Treatment	HB	HRc	T7316/T7A16/T7B16	T6316	T8316
P	1	Non-alloy steel	About 0.15% C Annealed	125		○ 25-50	○ 25-50	○ 50-80
	2		About 0.45% C Annealed	190	13	○ 25-50	○ 25-50	○ 50-80
	3		About 0.45% C Quenched & Tempered	250	25	○ 25-50	○ 25-50	○ 50-80
	4		About 0.75% C Annealed	270	28			
	5		About 0.75% C Quenched & Tempered	300	32			
	6	Low alloy steel	Annealed	180	10	○ 6-30	○ 6-30	○ 10-35
	7		Quenched & Tempered	275	29			
	8		Quenched & Tempered	300	32			
	9		Quenched & Tempered	350	38			
	10	High alloyed steel, and tool steel	Annealed	200	15			
	11		Quenched & Tempered	325	35			
M	12	Stainless steel	Ferritic / Martensitic Annealed	200	15	○ 12-35	○ 12-35	○ 20-50
	13		Martensitic Quenched & Tempered	240	23			
	14		Austenitic	180	10			
K	15	Grey cast iron	Pearlitic / ferritic	180	10			
	16		Pearlitic (Martensitic)	260	26			
	17	Nodular cast iron	Ferritic	160	3	○ 12-45	○ 12-45	○ 25-55
	18		Pearlitic	250	25	○ 12-45	○ 12-45	○ 25-55
	19	Malleable cast iron	Ferritic	130				
	20		Pearlitic	230	21			
N	21	Aluminum-wrought alloy	Not Curable	60		○ 50-65		○ 50-65
	22		Curable Hardened	100		○ 50-65		○ 50-65
	23	Aluminum-cast, alloyed	≤ 12% Si, Not Curable	75		○ 40-65		○ 45-90
	24		≤ 12% Si, Curable Hardened	90				
	25		> 12% Si, Not Curable	130				
	26	Copper and Copper Alloys (Bronze / Brass)	Cutting Alloys, PB>1%	110		○ 50-60	○ 50-60	○ 65-100
	27		CuZn, CuSnZn (Brass)	90		○ 30-65	○ 30-65	○ 30-65
	28		CuSn, lead-free copper and electrolytic copper	100				
	29	Non Metallic Materials	Duroplastic, Fiber Reinforced Plastic					
	30		Rubber, Wood, etc.					
S	31	Heat Resistant Super Alloys	Fe Based Annealed	200	15			
	32		Cured	280	30			
	33		Ni or Co Based Annealed	250	25			
	34		Cured	350	38			
	35		Cast	320	34			
	36	Titanium Alloys	Pure Titanium	400 Rm				
	37		Alpha + Beta Alloys Hardened	1050 Rm				
H	38	Hardened steel	Hardened	550	55			
	39		Hardened	630	60			
	40	Chilled Cast Iron	Cast	400	42			
	41	Hardened Cast Iron	Hardened	550	55			

HOLE TYPE	Max. 2.0xD Blind /Through Hole									
TOOL MATERIAL	HSS									
CHAMFER LEAD	9P/5P/2P			5P/2P				4P-5P		
FLUTE TYPE	Straight Flute			Straight Flute				Straight Flute		
SPIRAL FLUTE ANGLE	-			-		Left Hand	Left Hand	-		
M										
M/MF	T7315 (p.B239)	T6315 (p.B240)	T8315 (p.B241)		T7B15 (p.B243)		T7A15 (p.B245)			
UNC								T7616 (p.B246)	T6616 (p.B246)	T8616 (p.B246)
UNC/UNF				T7326 (p.B242)		T7336 (p.B244)				
UNC/UNF/UNS										
UNC/UN8										
NPT										
NPTF										
NPS/NPSF										
SURFACE TREATMENT / COATING	Bright	Steam Oxide	TiN	Bright	Bright	Bright	Bright	Bright	Steam Oxide	TiN
	Hand Tap							Pulley Tap		
MODEL										

VDI 3323	T7315	T6315	T8315	T7326	T7B15	T7336	T7A15	T7616	T6616	T8616	ISO
1	○ 25-50	○ 25-50	○ 50-80	○ 25-50	○ 25-50	○ 25-50	○ 25-50	◎ 25-50	◎ 25-50	◎ 50-80	P
2	○ 25-50	○ 25-50	○ 50-80	○ 25-50	○ 25-50	○ 25-50	○ 25-50	◎ 25-50	◎ 25-50	◎ 50-80	
3	○ 25-50	○ 25-50	○ 50-80	○ 25-50	○ 25-50	○ 25-50	○ 25-50	◎ 25-50	◎ 25-50	◎ 50-80	
4											
5											
6	○ 6-30	○ 6-30	○ 10-35	○ 6-30	○ 6-30	○ 6-30	○ 6-30	◎ 6-30	◎ 6-30	◎ 10-35	
7											
8											
9											
10											
11											
12	○ 12-35	○ 12-35	○ 20-50	○ 12-35	○ 12-35	○ 12-35	○ 12-35	○ 12-35	○ 12-35	○ 20-50	M
13											
14											
15											K
16											
17	○ 12-45	○ 12-45	○ 25-55	○ 12-45	○ 12-45	○ 12-45	○ 12-45	○ 12-45	○ 12-45	○ 25-55	
18	○ 12-45	○ 12-45	○ 25-55	○ 12-45	○ 12-45	○ 12-45	○ 12-45	○ 12-45	○ 12-45	○ 25-55	
19											
20											
21	○ 50-65		○ 50-65	○ 50-65	○ 50-65	○ 50-65	○ 50-65	○ 50-65		○ 50-65	N
22	○ 50-65		○ 50-65	○ 50-65	○ 50-65	○ 50-65	○ 50-65	○ 50-65		○ 50-65	
23	○ 40-65		○ 45-90	○ 40-65	○ 40-65	○ 40-65	○ 40-65	○ 40-65		○ 45-90	
24											
25											
26	○ 50-60	○ 50-60	○ 65-100	○ 50-60	○ 50-60	○ 50-60	○ 50-60	○ 50-60	○ 50-60	○ 65-100	
27	○ 30-65	○ 30-65	○ 30-65	○ 30-65	○ 30-65	○ 30-65	○ 30-65	○ 30-65	○ 30-65	○ 30-65	
28											
29											
30											
31											S
32											
33											
34											
35											
36											
37											
38											H
39											
40											
41											

YG TAP GENERAL

T7336 SERIES

Left Hand Tap

ANSI

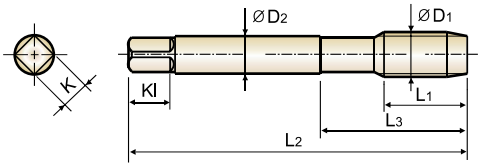

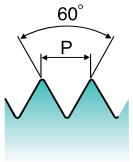

Thread Depth / Hole Type 2.0×D

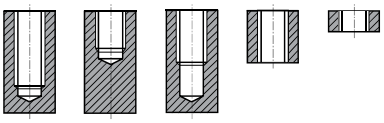

Material groups **GS** | HSS | UNC UNF | USCTI 302 | 5P/2P | Bright | p.B217

Unit : Inch

Size D1	T.P.I	EDP No. Bright Plug	EDP No. Bright Bottoming	Limit	Overall Length L2	Thread Length L1	Neck Length L3	Shank Diameter D2	Square Size K	Square Length Kl	No. of Flute
#6 -	32UNC	T7336247	T7336248	H3	2.000	.689	.965	.141	.110	.190	3
#6 -	40UNF	T7336267	T7336268	H2	2.000	.689	.965	.141	.110	.190	3
#8 -	32UNC	T7336287	T7336288	H3	2.126	.752	1.047	.168	.131	.250	4
#8 -	36UNF	T7336307	T7336308	H2	2.126	.752	1.047	.168	.131	.250	4
#10 -	24UNC	T7336327	T7336328	H3	2.374	.906	1.220	.194	.152	.250	4
#10 -	32UNF	T7336347	T7336348	H3	2.374	.906	1.220	.194	.152	.250	4
1/4 -	20UNC	T7336407	T7336408	H3	2.500	1.000	1.354	.255	.191	.310	4
1/4 -	28UNF	T7336427	T7336428	H3	2.500	1.000	1.354	.255	.191	.310	4
5/16 -	18UNC	T7336447	T7336448	H3	2.720	1.126	1.500	.318	.238	.380	4
5/16 -	24UNF	T7336467	T7336468	H3	2.720	1.126	1.500	.318	.238	.380	4
3/8 -	16UNC	T7336487	T7336488	H3	2.937	1.252	1.646	.381	.286	.440	4
3/8 -	24UNF	T7336507	T7336508	H3	2.937	1.252	1.646	.381	.286	.440	4
7/16 -	14UNC	T7336527	T7336528	H3	3.157	1.437	-	.323	.242	.410	4
7/16 -	20UNF	T7336547	T7336548	H3	3.157	1.437	-	.323	.242	.410	4
1/2 -	13UNC	T7336567	T7336568	H3	3.374	1.657	-	.367	.275	.440	4
1/2 -	20UNF	T7336587	T7336588	H3	3.374	1.657	-	.367	.275	.440	4
9/16 -	12UNC	T7336607	T7336608	H3	3.594	1.657	-	.429	.322	.500	4
9/16 -	18UNF	T7336627	T7336628	H3	3.594	1.657	-	.429	.322	.500	4
5/8 -	11UNC	T7336647	T7336648	H3	3.811	1.811	-	.480	.360	.560	4
5/8 -	18UNF	T7336667	T7336668	H3	3.811	1.811	-	.480	.360	.560	4
3/4 -	10UNC	T7336707	T7336708	H3	4.252	2.000	-	.590	.442	.690	4
3/4 -	16UNF	T7336727	T7336728	H3	4.252	2.000	-	.590	.442	.690	4
7/8 -	9UNC	T7336747	T7336748	H4	4.689	2.220	-	.697	.523	.750	4
7/8 -	14UNF	T7336767	T7336768	H4	4.689	2.220	-	.697	.523	.750	4
1 -	8UNC	T7336787	T7336788	H4	5.126	2.500	-	.800	.600	.810	4
1 -	12UNF	T7336807	T7336808	H4	5.126	2.500	-	.800	.600	.810	4

◎ : Excellent ○ : Good

ISO	P											M			K					
Material Description	Non-alloy steel					Low alloy steel				High alloyed steel, and tool steel		Stainless steel			Grey cast iron		Nodular cast iron		Malleable cast iron	
VDI 3323	1	2	3	4	5	6	7	8	9	10	11	12	13	14	15	16	17	18	19	20
HRc		13	25	28	32	10	29	32	38	15	35	15	23	10	10	26	3	25		21
HB	125	190	250	270	300	180	275	300	350	200	325	200	240	180	180	260	160	250	130	230
Recommended	○	○	○			○						○					○	○		

ISO	N										S							H			
Material Description	Aluminum-wrought alloy		Aluminum-cast, alloyed			Copper and Copper Alloys (Bronze / Brass)			Non Metallic Materials		Heat Resistant Super Alloys					Titanium Alloys		Hardened steel		Chilled Cast Iron	Hardened Cast Iron
VDI 3323	21	22	23	24	25	26	27	28	29	30	31	32	33	34	35	36	37	38	39	40	41
HRc											15	30	25	38	34			55	60	42	55
HB	60	100	75	90	130	110	90	100			200	280	250	350	320	400Rm	1050Rm	550	630	400	550
Recommended	○	○	○			○	○														

YG-1 USCTI 302 TAP BLANK DIMENSION

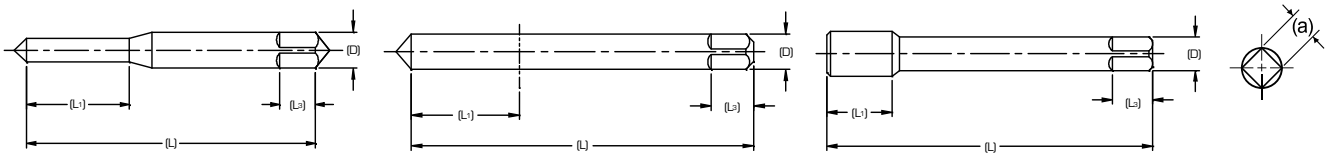

Blank Design (1) Blank Design (2) Blank Design (3)

Unified Tap Blank

Nominal Size	Overall Length (L)	Thread Length (L_1)	Shank Diameter (D)	Square Length (L_3)	Square Size (a)	Blank Design No.
#0	1.63	.31	.141	.19	.110	1
#1	1.69	.38	.141	.19	.110	1
#2	1.75	.44	.141	.19	.110	1
#3	1.81	.50	.141	.19	.110	1
#4	1.88	.56	.141	.19	.110	1
#5	1.94	.63	.141	.19	.110	1
#6	2.00	.69	.141	.19	.110	1
#8	2.13	.75	.168	.25	.131	1
#10	2.38	.88	.194	.25	.152	1
#12	2.38	.94	.220	.28	.165	1
1/4	2.50	1.00	.255	.31	.191	2
5/16	2.72	1.13	.318	.38	.238	2
3/8	2.94	1.25	.381	.44	.286	2
7/16	3.16	1.44	.323	.41	.242	3
1/2	3.38	1.66	.367	.44	.275	3
9/16	3.59	1.66	.429	.50	.322	3
5/8	3.81	1.81	.480	.56	.360	3
11/16	4.03	1.81	.542	.63	.406	3
3/4	4.25	2.00	.590	.69	.442	3
13/16	4.47	2.00	.652	.69	.489	3
7/8	4.69	2.22	.697	.75	.523	3
15/16	4.91	2.22	.760	.75	.570	3
1	5.13	2.50	.800	.81	.600	3
1-1/8	5.44	2.56	.896	.88	.672	3
1-1/4	5.75	2.56	1.021	1.00	.766	3
1-3/8	6.06	3.00	1.108	1.06	.831	3
1-1/2	6.38	3.00	1.233	1.13	.925	3

Metric Tap Blank

Nominal Size	Overall Length (L)	Thread Length (L_1)	Shank Diameter (D)	Square Length (L_3)	Square Size (a)	Blank Design No.
M1.6	1.63	.310	.141	.19	.110	1
M1.8	1.69	.380	.141	.19	.110	1
M2	1.75	.440	.141	.19	.110	1
M2.5	1.81	.500	.141	.19	.110	1
M3	1.94	.630	.141	.19	.110	1
M3.5	2.00	.690	.141	.19	.110	1
M4	2.13	.750	.168	.25	.131	1
M4.5	2.38	.880	.194	.25	.152	1
M5	2.38	.880	.194	.25	.152	1
M6	2.50	1.00	.255	.31	.191	2
M7	2.72	1.13	.318	.38	.238	2
M8	2.72	1.13	.318	.38	.238	2
M10	2.94	1.25	.381	.44	.286	2
M12	3.38	1.66	.367	.44	.275	3
M14	3.59	1.66	.429	.50	.322	3
M16	3.81	1.81	.480	.56	.360	3
M18	4.03	1.81	.542	.63	.406	3
M20	4.47	2.00	.652	.69	.489	3
M22	4.69	2.22	.697	.75	.523	3
M24	4.91	2.22	.760	.75	.570	3
M30	5.44	2.56	1.021	1.00	.766	3
M33	5.75	2.56	1.108	1.06	.831	3
M36	6.06	3.00	1.233	1.13	.925	3

TECHNICAL DATA

TAP RECOMMENDATIONS FOR CLASSES OF THREAD - INCH

Internal Screw Thread Classes and Tap Recommendations

Size	Threads per Inch		Recommended Tap for Class of Thread				Pitch Diameter Limits for Class of Thread				
	UNC	UNF	Unified Class of Thread		American National Class of Thread		Min. All Class (Basic)	Unified Class of Thread		American National Class of Thread	
			Class 2	Class 3	Class 2B	Class 3B		Max. Class 2	Max. Class 3	Max. Class 2B	Max. Class 3B
#0	–	80	GH1	GH1	GH2	GH1	.0519	.0536	.0532	.0542	.0536
#1	64	–	GH1	GH1	GH2	GH1	.0629	.0648	.0643	.0655	.0648
#1	–	72	GH1	GH1	GH2	GH1	.0640	.0658	.0653	.0665	.0659
#2	56	–	GH1	GH1	GH2	GH1	.0744	.0764	.0759	.0772	.0765
#2	–	64	GH1	GH1	GH2	GH1	.0759	.0778	.0773	.0786	.0779
#3	48	–	GH1	GH1	GH2	GH1	.0855	.0877	.0871	.0885	.0877
#3	–	56	GH1	GH1	GH2	GH1	.0874	.0894	.8890	.0902	.0895
#4	40	–	GH2	GH1	GH2	GH2	.0958	.0982	.0975	.0991	.0982
#4	–	48	GH1	GH1	GH2	GH1	.0985	.1007	.1001	.1016	.1008
#5	40	–	GH2	GH1	GH2	GH2	.1088	.1112	.1105	.1121	.1113
#5	–	44	GH1	GH1	GH2	GH1	.1102	.1125	.1118	.1134	.1126
#6	32	–	GH2	GH1	GH3	GH2	.1177	.1204	.1196	.1214	.1204
#6	–	40	GH2	GH1	GH2	GH2	.1218	.1242	.1235	.1252	.1243
#8	32	–	GH2	GH1	GH3	GH2	.1437	.1464	.1456	.1475	.1465
#8	–	36	GH2	GH1	GH2	GH2	.1460	.1485	.1478	.1496	.1487
#10	24	–	GH3	GH1	GH3	GH3	.1629	.1662	.1653	.1672	.1661
#10	–	32	GH2	GH1	GH3	GH2	.1697	.1724	.1716	.1736	.1726
#12	24	–	GH3	GH1	GH3	GH3	.1889	.1922	.1913	.1933	.1922
#12	–	28	GH3	GH1	GH3	GH3	.1928	.1959	.1950	.1970	.1959
1/4	20	–	GH3	GH2	GH5	GH3	.2175	.2211	.2201	.2223	.2211
1/4	–	28	GH3	GH1	GH4	GH3	.2268	.2299	.2290	.2311	.2300
5/16	18	–	GH3	GH2	GH5	GH3	.2764	.2805	.2794	.2817	.2803
5/16	—	24	GH3	GH1	GH4	GH3	.2854	.2887	.2878	.2902	.2890
3/8	16	–	GH3	GH2	GH5	GH3	.3344	.3389	.3376	.3401	.3387
3/8	–	24	GH3	GH1	GH4	GH3	.3479	.3512	.3503	.3528	.3516
7/16	14	–	GH5	GH3	GH5	GH3	.3911	.3960	.3947	.3972	.3957
7/16	–	20	GH3	GH1	GH5	GH3	.4050	.4086	.4076	.4104	.4091
1/2	13	–	GH5	GH3	GH5	GH3	.4500	.4552	.4537	.4565	.4548
1/2	–	20	GH3	GH1	GH5	GH3	.4675	.4711	.4701	.4731	.4717
9/16	12	–	GH5	GH3	GH5	GH3	.5084	.5140	.5124	.5152	.5135
9/16	–	18	GH3	GH2	GH5	GH3	.5264	.5305	.5294	.5323	.5308
5/8	11	–	GH5	GH3	GH5	GH3	.5660	.5719	.5702	.5732	.5714
5/8	–	18	GH3	GH2	GH5	GH3	.5889	.5930	.5919	.5949	.5934
3/4	10	–	GH5	GH3	GH5	GH3	.6850	.6914	.6895	.6927	.6907
3/4	–	16	GH3	GH2	GH5	GH3	.7094	.7139	.7126	.7159	.7143
7/8	9	–	GH6	GH4	GH6	GH4	.8028	.8098	.8077	.8110	.8089
7/8	–	14	GH4	GH2	GH6	GH4	.8286	.8335	.8322	.8356	.8339
1	8	–	GH6	GH4	GH6	GH4	.9188	.9264	.9242	.9276	.9254
1	–	12	GH4	GH2	GH6	GH4	.9459	.9515	.9499	.9535	.9516

The above recommended taps normally produce the Class of Thread indicated in average materials when used with reasonable care. However, if the tap specified does not give a satisfactory gage fit in the work, a choice of some other limit tap will be necessary.

TECHNICAL DATA

TAP DRILL SIZES - UNIFIED THREAD

Size	Threads Per Inch				Minor Diameter			Tap Drill Diameter (Cutting Tap)				
	UNC	UNF	UNEF	UN	Min. 2B&3B	Max. 2B	Max. 3B	80% Thread	75% Thread	70% Thread	65% Thread	60% Thread
#0	-	80	-	-	.0465	.0514	.0514	.0470	.0478	.0486	.0494	.0503
#1	64	-	-	-	.0561	.0623	.0623	.0568	.0578	.0588	.0598	.0608
	-	72	-	-	.0580	.0635	.0635	.0586	.0595	.0604	.0613	.0622
#2	56	-	-	-	.0667	.0737	.0737	.0674	.0686	.0698	.0709	.0721
	-	64	-	-	.0691	.0753	.0753	.0698	.0708	.0718	.0728	.0738
#3	48	-	-	-	.0764	.0845	.0845	.0774	.0787	.0801	.0814	.0828
	-	56	-	-	.0797	.0865	.0865	.0804	.0816	.0828	.0839	.0851
#4	40	-	-	-	.0849	.0939	.0939	.0860	.0876	.0893	.0909	.0925
	-	48	-	-	.0894	.0968	.0968	.0904	.0917	.0931	.0944	.0958
#5	40	-	-	-	.0979	.1062	.1062	.0990	.1006	.1023	.1039	.1055
	-	44	-	-	.1004	.1079	.1079	.1014	.1029	.1043	.1058	.1073
#6	32	-	-	-	.1040	.1140	.1140	.1055	.1076	.1096	.1116	.1136
	-	40	-	-	.1110	.1190	.1186	.1120	.1136	.1153	.1169	.1185
#8	32	-	-	-	.1300	.1390	.1389	.1315	.1336	.1356	.1376	.1396
	-	36	-	-	.1340	.1420	.1416	.1351	.1369	.1387	.1405	.1424
#10	24	-	-	-	.1450	.1560	.1555	.1467	.1494	.1521	.1548	.1575
	-	32	-	-	.1560	.1640	.1641	.1575	.1596	.1616	.1636	.1656
#12	24	-	-	-	.1710	.1810	.1807	.1727	.1754	.1781	.1808	.1835
	-	28	-	-	.1770	.1860	.1857	.1789	.1812	.1835	.1858	.1882
	-	-	32	-	.1820	.1900	.1895	.1835	.1856	.1876	.1896	.1916
1/4	20	-	-	-	.1960	.2070	.2067	.1980	.2013	.2045	.2078	.2110
	-	28	-	-	.2110	.2200	.2190	.2129	.2152	.2175	.2198	.2222
	-	-	32	-	.2160	.2240	.2229	.2175	.2196	.2216	.2236	.2256
5/16	18	-	-	-	.2520	.2650	.2630	.2548	.2584	.2620	.2656	.2692
	-	-	-	20	.2580	.2700	.2680	.2605	.2638	.2670	.2703	.2735
	-	24	-	-	.2670	.2770	.2754	.2692	.2719	.2746	.2773	.2800
	-	-	-	28	.2740	.2820	.2807	.2754	.2777	.2800	.2823	.2847
	-	-	32	-	.2790	.2860	.2847	.2800	.2821	.2841	.2861	.2881
3/8	16	-	-	-	.3070	.3210	.3182	.3101	.3141	.3182	.3222	.3263
	-	-	-	20	.3210	.3320	.3297	.3230	.3263	.3295	.3328	.3360
	-	24	-	-	.3300	.3400	.3372	.3317	.3344	.3371	.3398	.3425
	-	-	-	28	.3360	.3450	.3426	.3379	.3402	.3425	.3448	.3472
	-	-	32	-	.3410	.3490	.3469	.3425	.3446	.3466	.3486	.3506
7/16	14	-	-	-	.3600	.3760	.3717	.3633	.3679	.3726	.3772	.3818
	-	-	-	16	.3700	.3840	.3800	.3726	.3766	.3807	.3847	.3888
	-	20	-	-	.3830	.3950	.3916	.3855	.3888	.3920	.3953	.3985
	-	-	28	-	.3990	.4070	.4051	.4004	.4027	.4050	.4073	.4097
	-	-	-	32	.4040	.4110	.4094	.4050	.4071	.4091	.4111	.4131
1/2	13	-	-	-	.4170	.4340	.4284	.4201	.4251	.4301	.4351	.4400
	-	-	-	16	.4320	.4460	.4419	.4351	.4391	.4432	.4472	.4513
	-	20	-	-	.4460	.4570	.4537	.4480	.4513	.4545	.4578	.4610
	-	-	28	-	.4610	.4700	.4676	.4629	.4652	.4675	.4698	.4722
	-	-	-	32	.4660	.4740	.4719	.4675	.4696	.4716	.4736	.4756
9/16	12	-	-	-	.4720	.4900	.4843	.4759	.4813	.4867	.4921	.4976
	-	-	-	16	.4950	.5090	.5040	.4976	.5016	.5057	.5097	.5138
	-	18	-	-	.5020	.5150	.5106	.5048	.5084	.5120	.5156	.5192
	-	-	-	20	.5080	.5200	.5162	.5105	.5138	.5170	.5203	.5235
	-	-	24	-	.5170	.5270	.5244	.5192	.5219	.5246	.5273	.5300
	-	-	-	28	.5240	.5320	.5301	.5254	.5277	.5300	.5323	.5347
	-	-	-	32	.5290	.5360	.5344	.5300	.5321	.5341	.5361	.5381
5/8	11	-	-	-	.5270	.5460	.5391	.5305	.5364	.5423	.5482	.5541

TECHNICAL DATA

Size	Threads Per Inch				Minor Diameter			Tap Drill Diameter (Cutting Tap)				
	UNC	UNF	UNEF	UN	Min. 2B&3B	Max. 2B	Max. 3B	80% Thread	75% Thread	70% Thread	65% Thread	60% Thread
5/8	-	-	-	12	.5350	.5530	.5463	.5384	.5438	.5492	.5546	.5601
	-	-	-	16	.5570	.5710	.5662	.5601	.5641	.5682	.5722	.5763
	-	18	-	-	.5650	.5780	.5730	.5673	.5709	.5745	.5781	.5817
	-	-	-	20	.5710	.5820	.5787	.5730	.5763	.5795	.5828	.5860
	-	-	24	-	.5800	.5900	.5869	.5817	.5844	.5871	.5898	.5925
	-	-	-	28	.5860	.5950	.5926	.5879	.5902	.5925	.5948	.5972
	-	-	-	32	.5910	.5980	.5969	.5925	.5946	.5966	.5986	.6006
11/16	-	-	-	12	.5970	.6150	.6085	.6009	.6063	.6117	.6171	.6226
	-	-	-	16	.6200	.6340	.6284	.6226	.6266	.6307	.6347	.6388
	-	-	-	20	.6330	.6450	.6412	.6355	.6388	.6420	.6453	.6485
	-	-	24	-	.6420	.6520	.6494	.6442	.6469	.6496	.6523	.6550
	-	-	-	28	.6490	.6570	.6551	.6504	.6527	.6550	.6573	.6597
	-	-	-	32	.6540	.6610	.6594	.6550	.6571	.6591	.6611	.6631
3/4	10	-	-	-	.6420	.6630	.6545	.6461	.6526	.6591	.6656	.6721
	-	-	-	12	.6600	.6780	.6707	.6634	.6688	.6742	.6796	.6851
	-	16	-	-	.6820	.6960	.6908	.6851	.6891	.6932	.6972	.7013
	-	-	20	-	.6960	.7070	.7037	.6980	.7013	.7045	.7078	.7110
	-	-	-	28	.7110	.7200	.7176	.7129	.7152	.7175	.7198	.7222
	-	-	-	32	.7160	.7240	.7219	.7175	.7196	.7216	.7236	.7256
13/16	-	-	-	12	.7220	.7400	.7329	.7259	.7313	.7367	.7421	.7476
	-	-	-	16	.7450	.7590	.7533	.7476	.7516	.7557	.7597	.7638
	-	-	20	-	.7580	.7700	.7662	.7605	.7638	.7670	.7703	.7735
	-	-	-	28	.7740	.7820	.7801	.7754	.7777	.7800	.7823	.7847
	-	-	-	32	.7790	.7860	.7844	.7800	.7821	.7841	.7861	.7881
7/8	9	-	-	-	.7550	.7780	.7681	.7595	.7668	.7740	.7812	.7884
	-	-	-	12	.7850	.8030	.7948	.7884	.7938	.7992	.8046	.8101
	-	14	-	-	.7980	.8140	.8068	.8008	.8054	.8101	.8147	.8193
	-	-	-	16	.8070	.8210	.8158	.8101	.8141	.8182	.8222	.8263
	-	-	20	-	.8210	.8320	.8287	.8230	.8263	.8295	.8328	.8360
	-	-	-	28	.8360	.8450	.8426	.8379	.8402	.8425	.8448	.8472
	-	-	-	32	.8410	.8490	.8469	.8425	.8446	.8466	.8486	.8506
15/16	-	-	-	12	.8470	.8650	.8575	.8509	.8563	.8617	.8671	.8726
	-	-	-	16	.8700	.8840	.8783	.8726	.8766	.8807	.8847	.8888
	-	-	20	-	.8830	.8950	.8912	.8855	.8888	.8920	.8953	.8985
	-	-	-	28	.8990	.9070	.9051	.9004	.9027	.9050	.9073	.9097
	-	-	-	32	.9040	.9110	.9094	.9050	.9071	.9091	.9111	.9131
1	8	-	-	-	.8650	.8900	.8797	.8701	.8782	.8863	.8945	.9026
	-	12	-	-	.9100	.9280	.9198	.9134	.9188	.9242	.9296	.9351
	-	-	-	16	.9320	.9460	.9408	.9351	.9391	.9432	.9472	.9513
	-	-	20	-	.9460	.9570	.9537	.9480	.9513	.9545	.9578	.9610
	-	-	-	28	.9610	.9700	.9676	.9629	.9652	.9675	.9698	.9722
	-	-	-	32	.9660	.9740	.9719	.9675	.9696	.9716	.9736	.9756
1-1/16	-	-	-	8	.9270	.9520	.9422	.9326	.9407	.9488	.9570	.9651
	-	-	-	12	.9720	.9900	.9823	.9759	.9813	.9867	.9921	.9976
	-	-	-	16	.9950	1.0090	1.0033	.9976	1.0016	1.0057	1.0097	1.0138
	-	-	18	-	1.0020	1.0150	1.0105	1.0048	1.0084	1.0120	1.0156	1.0192
	-	-	-	20	1.0080	1.0200	1.0162	1.0105	1.0138	1.0170	1.0203	1.0235
	-	-	-	28	1.0240	1.0320	1.0301	1.0254	1.0277	1.0300	1.0323	1.0347
1-1/8	7	-	-	-	.9700	.9980	.9875	.9765	.9858	.9951	1.0044	1.0137
	-	-	-	8	.9900	1.0150	1.0047	.9951	1.0032	1.0113	1.0195	1.0276
	-	12	-	-	1.0350	1.0530	1.0448	1.0384	1.0438	1.0492	1.0546	1.0601
	-	-	-	16	1.0570	1.0710	1.0658	1.0601	1.0641	1.0682	1.0722	1.0763
	-	-	18	-	1.0650	1.0780	1.0730	1.0673	1.0709	1.0745	1.0781	1.0817
	-	-	-	20	1.0710	1.0820	1.0787	1.0730	1.0763	1.0795	1.0828	1.0860

TECHNICAL DATA

Size	Threads Per Inch				Minor Diameter			Tap Drill Diameter (Cutting Tap)				
	UNC	UNF	UNEF	UN	Min. 2B&3B	Max. 2B	Max. 3B	80% Thread	75% Thread	70% Thread	65% Thread	60% Thread
1-1/8	-	-	-	28	1.0860	1.0950	1.0926	1.0879	1.0902	1.0925	1.0948	1.0972
1-3/16	-	-	-	8	1.0520	1.0770	1.0672	1.0576	1.0657	1.0738	1.0820	1.0901
	-	-	-	12	1.0970	1.1150	1.1073	1.1009	1.1063	1.1117	1.1171	1.1226
	-	-	-	16	1.1200	1.1340	1.1283	1.1226	1.1266	1.1307	1.1347	1.1388
	-	-	18	-	1.1270	1.1400	1.1355	1.1298	1.1334	1.1370	1.1406	1.1442
	-	-	-	20	1.1330	1.1450	1.1412	1.1355	1.1388	1.1420	1.1453	1.1485
	-	-	-	28	1.1490	1.1570	1.1551	1.1504	1.1527	1.1550	1.1573	1.1597
1-1/4	7	-	-	-	1.0950	1.1230	1.1125	1.1015	1.1108	1.1201	1.1294	1.1387
	-	-	-	8	1.1150	1.1400	1.1297	1.1201	1.1282	1.1363	1.1445	1.1526
	-	12	-	-	1.1600	1.1780	1.1698	1.1634	1.1688	1.1742	1.1796	1.1851
	-	-	-	16	1.1820	1.1960	1.1908	1.1851	1.1891	1.1932	1.1972	1.2013
	-	-	18	-	1.1900	1.2030	1.1980	1.1923	1.1959	1.1995	1.2031	1.2067
	-	-	-	20	1.1960	1.2070	1.2037	1.1980	1.2013	1.2045	1.2078	1.2110
	-	-	-	28	1.2110	1.2200	1.2176	1.2129	1.2152	1.2175	1.2198	1.2222
1-5/16	-	-	-	8	1.1770	1.2020	1.2176	1.1826	1.1907	1.1988	1.2070	1.2151
	-	-	-	12	1.2220	1.2400	1.2323	1.2259	1.2313	1.2367	1.2421	1.2476
	-	-	-	16	1.2450	1.2590	1.2533	1.2476	1.2516	1.2557	1.2597	1.2638
	-	-	18	-	1.2520	1.2650	1.2605	1.2548	1.2584	1.2620	1.2656	1.2692
	-	-	-	20	1.2580	1.2700	1.2662	1.2605	1.2638	1.2670	1.2703	1.2735
	-	-	-	28	1.2740	1.2820	1.2801	1.2754	1.2777	1.2800	1.2823	1.2847
1-3/8	6	-	-	-	1.1950	1.2250	1.2146	1.2018	1.2126	1.2235	1.2343	1.2451
	-	-	-	8	1.2400	1.2650	1.2547	1.2451	1.2532	1.2613	1.2695	1.2776
	-	12	-	-	1.2850	1.3030	1.2948	1.2884	1.2938	1.2992	1.3046	1.3101
	-	-	-	16	1.3070	1.3210	1.3158	1.3101	1.3141	1.3182	1.3222	1.3263
	-	-	18	-	1.3150	1.3280	1.3230	1.3173	1.3209	1.3245	1.3281	1.3317
	-	-	-	20	1.3210	1.3320	1.3287	1.3230	1.3263	1.3295	1.3328	1.3360
	-	-	-	28	1.3360	1.3450	1.3426	1.3379	1.3402	1.3425	1.3448	1.3472
1-7/16	-	-	-	6	1.2570	1.2880	1.2770	1.2643	1.2751	1.2860	1.2968	1.3076
	-	-	-	8	1.3020	1.3270	1.3172	1.3076	1.3157	1.3238	1.3320	1.3401
	-	-	-	12	1.3470	1.3650	1.3573	1.3509	1.3563	1.3617	1.3671	1.3726
	-	-	-	16	1.3700	1.3840	1.3783	1.3726	1.3766	1.3807	1.3847	1.3888
	-	-	18	-	1.3770	1.3900	1.3855	1.3798	1.3834	1.3870	1.3906	1.3942
	-	-	-	20	1.3830	1.3950	1.3912	1.3855	1.3888	1.3920	1.3953	1.3985
	-	-	-	28	1.3990	1.4070	1.4051	1.4004	1.4027	1.4050	1.4073	1.4097
1-1/2	6	-	-	-	1.3200	1.3500	1.3396	1.3268	1.3376	1.3485	1.3593	1.3701
	-	-	-	8	1.3650	1.3900	1.3797	1.3701	1.3782	1.3863	1.3945	1.4026
	-	12	-	-	1.4100	1.4280	1.4198	1.4134	1.4188	1.4242	1.4296	1.4351
	-	-	-	16	1.4320	1.4460	1.4408	1.4351	1.4391	1.4432	1.4472	1.4513
	-	-	18	-	1.4400	1.4520	1.4480	1.4423	1.4459	1.4495	1.4531	1.4567
	-	-	-	20	1.4460	1.4570	1.4537	1.4480	1.4513	1.4545	1.4578	1.4610
	-	-	-	28	1.4610	1.4700	1.4676	1.4629	1.4652	1.4675	1.4698	1.4722
1-9/16	-	-	-	6	1.3820	1.4130	1.4021	1.3893	1.4001	1.4110	1.4218	1.4326
	-	-	-	8	1.4270	1.4520	1.4422	1.4326	1.4407	1.4488	1.4570	1.4651
	-	-	-	12	1.4720	1.4900	1.4823	1.4759	1.4813	1.4867	1.4921	1.4976
	-	-	-	16	1.4950	1.5090	1.5033	1.4976	1.5016	1.5057	1.5097	1.5138
	-	-	18	-	1.5020	1.5150	1.5105	1.5048	1.5084	1.5120	1.5156	1.5192
	-	-	-	20	1.5080	1.5200	1.5162	1.5105	1.5138	1.5170	1.5203	1.5235
1-5/8	-	-	-	6	1.4450	1.4750	1.4646	1.4518	1.4626	1.4735	1.4843	1.4951
	-	-	-	8	1.4900	1.5150	1.5047	1.4951	1.5032	1.5113	1.5195	1.5276
	-	-	-	12	1.5350	1.5530	1.5448	1.5384	1.5438	1.5492	1.5546	1.5601
	-	-	-	16	1.5570	1.5710	1.5658	1.5601	1.5641	1.5682	1.5722	1.5763
	-	-	18	-	1.5650	1.5780	1.5730	1.5673	1.5709	1.5745	1.5781	1.5817
	-	-	-	20	1.5710	1.5820	1.5787	1.5730	1.5763	1.5795	1.5828	1.5860
1-11/16	-	-	-	6	1.5070	1.5380	1.5271	1.5143	1.5251	1.5360	1.5468	1.5576

TECHNICAL DATA

Size	Threads Per Inch				Minor Diameter			Tap Drill Diameter (Cutting Tap)				
	UNC	UNF	UNEF	UN	Min. 2B&3B	Max. 2B	Max. 3B	80% Thread	75% Thread	70% Thread	65% Thread	60% Thread
1-11/16	-	-	-	8	1.5520	1.5770	1.5672	1.5576	1.5657	1.5738	1.5820	1.5901
	-	-	-	12	1.5970	1.6150	1.6073	1.6009	1.6063	1.6117	1.6171	1.6226
	-	-	-	16	1.6200	1.6340	1.6283	1.6226	1.6266	1.6307	1.6347	1.6388
	-	-	18	-	1.6270	1.6400	1.6355	1.6298	1.6334	1.6370	1.6406	1.6442
	-	-	-	20	1.6330	1.6450	1.6412	1.6355	1.6388	1.6420	1.6453	1.6485
1-3/4	5	-	-	-	1.5340	1.5680	1.5575	1.5422	1.5552	1.5681	1.5811	1.5941
	-	-	-	6	1.5700	1.6000	1.5896	1.5768	1.5876	1.5985	1.6093	1.6201
	-	-	-	8	1.6150	1.6400	1.6297	1.6201	1.6282	1.6363	1.6445	1.6526
	-	-	-	12	1.6600	1.6780	1.6698	1.6634	1.6688	1.6742	1.6796	1.6851
	-	-	-	16	1.6820	1.6960	1.6908	1.6851	1.6891	1.6932	1.6972	1.7013
	-	-	-	20	1.6960	1.7070	1.7037	1.6980	1.7013	1.7045	1.7078	1.7110
1-13/16	-	-	-	6	1.6320	1.6630	1.6521	1.6393	1.6501	1.6610	1.6718	1.6826
	-	-	-	8	1.6770	1.7020	1.6922	1.6826	1.6907	1.6988	1.7070	1.7151
	-	-	-	12	1.7220	1.7400	1.7323	1.7259	1.7313	1.7367	1.7421	1.7476
	-	-	-	16	1.7450	1.7590	1.7533	1.7476	1.7516	1.7557	1.7597	1.7638
	-	-	-	20	1.7580	1.7700	1.7662	1.7605	1.7638	1.7670	1.7703	1.7735
1-7/8	-	-	-	6	1.6950	1.7250	1.7146	1.7018	1.7126	1.7235	1.7343	1.7451
	-	-	-	8	1.7400	1.7650	1.7547	1.7451	1.7532	1.7613	1.7695	1.7776
	-	-	-	12	1.7850	1.8030	1.7948	1.7884	1.7938	1.7992	1.8046	1.8101
	-	-	-	16	1.8070	1.8210	1.8158	1.8101	1.8141	1.8182	1.8222	1.8263
	-	-	-	20	1.8210	1.8320	1.8287	1.8230	1.8263	1.8295	1.8328	1.8360
1-15/16	-	-	-	6	1.7570	1.7880	1.7771	1.7643	1.7751	1.7860	1.7968	1.8076
	-	-	-	8	1.8020	1.8270	1.8172	1.8076	1.8157	1.8238	1.8320	1.8401
	-	-	-	12	1.8470	1.8650	1.8573	1.8509	1.8563	1.8617	1.8671	1.8726
	-	-	-	16	1.8700	1.8840	1.8783	1.8726	1.8766	1.8807	1.8847	1.8888
	-	-	-	20	1.8830	1.8950	1.8912	1.8855	1.8888	1.8920	1.8953	1.8985
2	4 1/2	-	-	-	1.7590	1.7950	1.7861	1.7691	1.7835	1.7979	1.8124	1.8268
	-	-	-	6	1.8200	1.8500	1.8396	1.8268	1.8376	1.8485	1.8593	1.8701
	-	-	-	8	1.8650	1.8900	1.8797	1.8701	1.8782	1.8863	1.8945	1.9026
	-	-	-	12	1.9100	1.9280	1.9198	1.9134	1.9188	1.9242	1.9296	1.9351
	-	-	-	16	1.9320	1.9460	1.9408	1.9351	1.9391	1.9432	1.9472	1.9513
	-	-	-	20	1.9460	1.9570	1.9537	1.9480	1.9513	1.9545	1.9578	1.9610
2-1/8	-	-	-	6	1.9450	1.9750	1.9646	1.9518	1.9626	1.9735	1.9843	1.9951
	-	-	-	8	1.9900	2.0150	2.0047	1.9951	2.0032	2.0113	2.0195	2.0276
	-	-	-	12	2.0350	2.0530	2.0448	2.0384	2.0438	2.0492	2.0546	2.0601
	-	-	-	16	2.0570	2.0710	2.0658	2.0601	2.0641	2.0682	2.0722	2.0763
	-	-	-	20	2.0710	2.0820	2.0787	2.0730	2.0763	2.0795	2.0828	2.0860
2-1/4	4 1/2	-	-	-	2.0090	2.0450	2.0361	2.0191	2.0335	2.0479	2.0624	2.0768
	-	-	-	6	2.0700	2.1000	2.0896	2.0768	2.0876	2.0985	2.1093	2.1201
	-	-	-	8	2.1150	2.1400	2.1297	2.1201	2.1282	2.1363	2.1445	2.1526
	-	-	-	12	2.1600	2.1780	2.1698	2.1634	2.1688	2.1742	2.1796	2.1851
	-	-	-	16	2.1820	2.1960	2.1908	2.1851	2.1891	2.1932	2.1972	2.2013
	-	-	-	20	2.1960	2.2070	2.2037	2.1980	2.2013	2.2045	2.2078	2.2110
2-3/8	-	-	-	6	2.1950	2.2260	2.2146	2.2018	2.2126	2.2235	2.2343	2.2451
	-	-	-	8	2.2400	2.2650	2.2547	2.2451	2.2532	2.2613	2.2695	2.2776
	-	-	-	12	2.2850	2.3030	2.2948	2.2884	2.2938	2.2992	2.3046	2.3101
	-	-	-	16	2.3070	2.3210	2.3158	2.3101	2.3141	2.3182	2.3222	2.3263
	-	-	-	20	2.3210	2.3320	2.3287	2.3230	2.3263	2.3295	2.3328	2.3360
2-1/2	4	-	-	-	2.2290	2.2670	2.2594	2.2402	2.2564	2.2727	2.2889	2.3052
	-	-	-	6	2.3200	2.3500	2.3396	2.3268	2.3376	2.3485	2.3593	2.3701
	-	-	-	8	2.3650	2.3900	2.3797	2.3701	2.3782	2.3863	2.3945	2.4026
	-	-	-	12	2.4100	2.4280	2.4198	2.4134	2.4188	2.4242	2.4296	2.4351
	-	-	-	16	2.4320	2.4460	2.4408	2.4351	2.4391	2.4432	2.4472	2.4513
	-	-	-	20	2.4460	2.4570	2.4537	2.4480	2.4513	2.4545	2.4578	2.4610